


SHEEP



Step 2



7-8 year old Project Book


NAME _____

What you will learn

- How to take care of a lamb
- How to identify body parts of a lamb
- How to keep records on a lamb
- Proper ways to show a lamb
- Learn general knowledge about sheep

Objectives

- Learn how animals are like you
- Learn to master different hands-on skills
- Learn to work with other living things
- Learn to share what you learn with your friends



NOTE

To help your child better understand the subject matter related to these activities you may obtain information from your local Cooperative Extension Service office. Helpful sheep publications are the Market Lamb Manual (4h M-5-41), Market Lamb Showmanship (ANS 95-003B) and Sheep Exhibitor's Project Guide (ANS 96-601S/G & ANS 96-602S/G).

Sheep Fun Record Book

The “Fun Record” is a way to learn more about your lamb project. Your lamb project should be a lot of fun as well as a good learning experience. Remember that if you need help completing the record be sure to ask someone in your family or a volunteer that knows about sheep. All the information in this booklet will help you learn more about all sheep. Good luck with your project and have fun.

Please fill in the following information:

4-H'er information

Name: _____
Address: _____
Age: _____
Birth Date: _____
County: _____
4-H Club: _____

Lamb information

Identification : _____
Age or Birth date: _____
Breed: _____
Weight at the end of project: _____ lb.
Weight at the start of project: _____ lb.
How many pounds did your lamb gain: _____ lb.

NOTES

Parents use identification number (ear tag) to identify the lamb rather than a name.

Fun Things To Do

These are the things you and your child can do in this sheep project book. Discuss each activity with your child and make a check by the ones you decide to do.

- ☐ Spend time planning your project by using the Cooperative Extension Service materials mentioned on page 2.
- ☐ Color the pictures in the fun book
- ☐ Complete the 4-H'er & lamb information section
- ☐ Label the body parts of the lamb
- ☐ Complete the Sheep Knowledge Crossword Puzzle
- ☐ Complete the Secret Word Puzzle
- ☐ Write a story about your lamb
- ☐ Complete the Sheep Maze
- ☐ List qualities of a good showperson
- ☐ List the characteristics of a poor showperson
- ☐ Learn "Things a judge might ask?"
- ☐ Complete the "Learning About Sheep" multiple choice
- ☐ Make a sheep collage
- ☐ Take care of your lamb everyday



Parts of a Lamb



Label the body part of the lamb:

Dock

Flank

Hock


Leg

Loin

Pastern

Rack

Shoulder




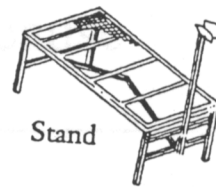

Notes

Parents a labeled picture of a market lamb may be found in the "Sheep Exhibitor's Project Guide for 7-8 Year Olds". ANS 96-602S/G, this publication may be obtained from your local Cooperative Extension Office.

Sheep Knowledge - Crossword Puzzle

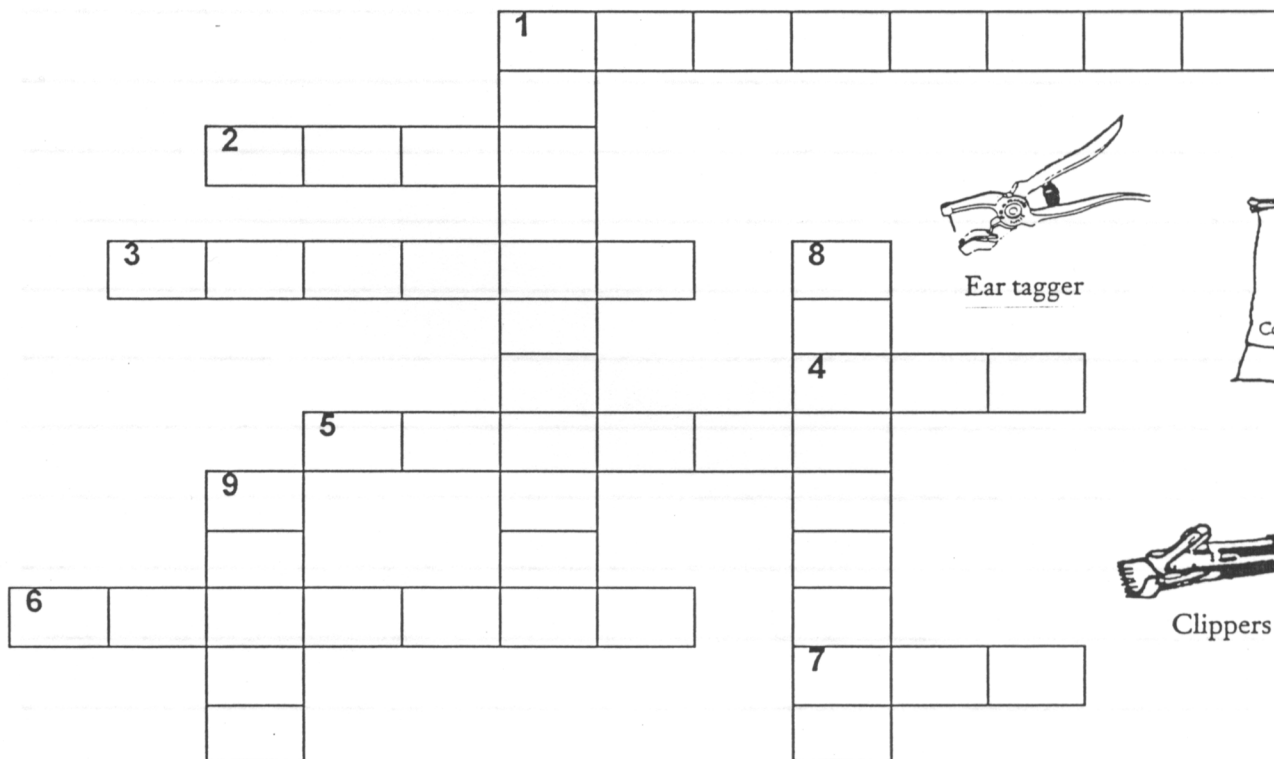
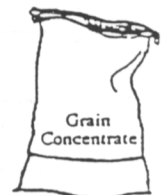
Across

- 1) Used to remove the wool from a lamb
- 2) The most expensive cut of meat from a lamb
- 3) Used to dry a lamb after a bath
- 4) A male sheep
- 5) A product covering the floors of a home that is made of wool
- 6) Covers a lamb and keeps it clean for show
- 7) A female sheep



Down

- 1) A grain mixture used to feed a lamb
- 8) Used to put a tag in a lamb's ear
- 9) The table used to hold a lamb for grooming



Choose from the following list of words to solve the puzzle:

Blanket Blower Carpet Clippers Concentrate
 Ear tagger Ewe Loin Ram Stand

Notes

Parent an answer key may be found on page 17.

A Sheep Story

Use the following key words to write a story about your lamb project. A glossary that explains the meaning of these words is provided at the end of this publication.

Clippers Corn Exercise Forage Halter Judge
Leg Set-up Showring Water hose Weight Wool card

My lamb project was a success because

This image shows a blank sheet of white paper with horizontal ruling lines. The lines are evenly spaced and extend across the width of the page. There are no margins, text, or other markings on the paper.

Secret Words

Circle every third letter to find the secret words:

1) The name of a sheep's digestive system?



STRQVUACMDRIPENHVAJRNSBT

2) What is another name for hay?

ABFVWOSPRIJALXGCYE

3) A baby sheep?

LALRJA EKMIWB

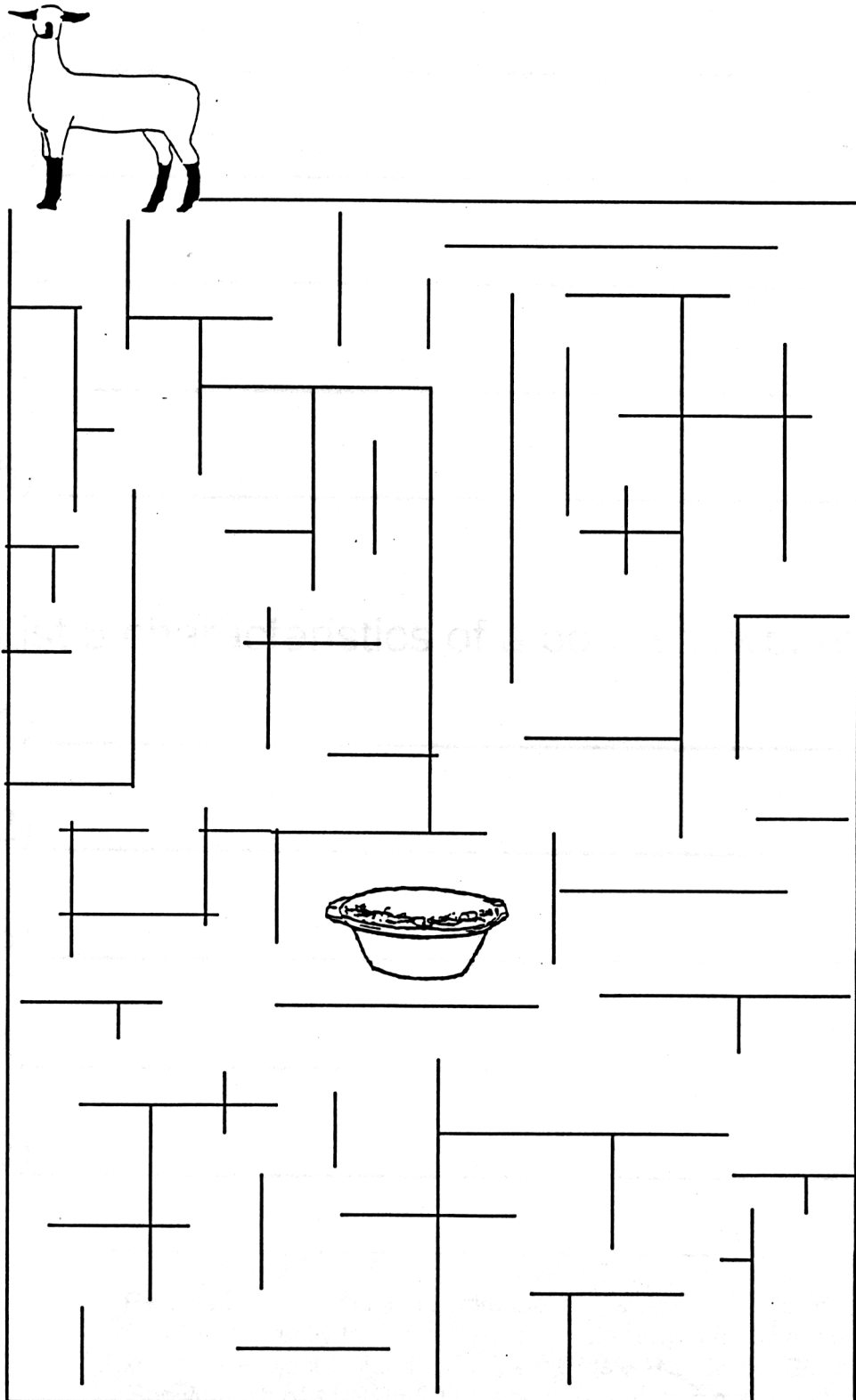


NOTES

Parents an answer key may be found on page 17.

Sheep Maze

Help the lamb find his food...



Showmanship

List 5 qualities of a good showperson:

1) _____

2) _____

3) _____

4) _____

5) _____

List 5 characteristics of a poor showperson:

1) _____

2) _____

3) _____

4) _____

5) _____

NOTES

Parents allow your child to write these answers in their own words and not to copy them directly for the guides. The answers may be found in the "Sheep Exhibitor's Project Guide for 7-8 Year Olds", ANS 96-602S/G and "Market Lamb Showmanship" ANS 95-003B, these publications may be obtained from your local Cooperative Extension Office.

Things a Judge Might Ask

Have your parents to be the judge and ask you these questions about your lamb. Then answer the questions in the space provided.

- 1) What is your lamb's name or identification number? _____
- 2) What is the breed of your lamb? _____
- 3) What is the birth date of your lamb or age of your lamb? _____
- 4) How much does your lamb weigh? _____
- 5) What is the gender of your lamb? _____
- 6) What does your lamb eat each day and how much does he/she eat? _____
- 7) Do you know the body parts of your lamb?
(Study the parts and practice pointing them out to your parents)
- 8) What would you change about your lamb to make it better?

NOTES: Parents refer to the "Sheep Activity Guide", Activity 6, for help in identifying the different breeds of sheep.

Learning About Sheep

1) What is the correct name for a female sheep?

- A. Ram
- B. Ewe
- C. Lamb

2) How many compartments are in a sheep's stomach?

- A. 1
- B. 3
- C. 4

3) Which food below would your sheep like to eat?

- A. Oranges
- B. Corn or other Grain
- C. Bacon

4) Which breed of sheep has a white face?

- A. Dorset
- B. Suffolk
- C. Hampshire

5) What is the correct name for a baby sheep?

- A. Ram
- B. Ewe
- C. Lamb

6) Hay is known as a

_____.

- A. Desert
- B. Forage
- C. Concentrate

7) What is the ideal weight range for a market lamb?

- A. 75 - 85 lb.
- B. 110 - 135 lb.
- C. 250 - 260 lb.

8) How many top front teeth do sheep have?

- A. 10
- B. 5
- C. 0

9) From what side do you lead your lamb?

- A. Right
- B. Left
- C. Rear

10) Which item is made from wool?

- A. Sweater
- B. Tennis shoes
- C. Blue jeans

NOTES

Parent an answer key may be found on page 17.

MAKE A SHEEP COLLAGE

Find pictures of sheep in a magazine and use pictures of you and your lamb to make a sheep collage. Cut the pictures out and paste them on this page.

Parent/Child

Fun Things To Do

Keep production records on a lamb. For example, weight, height, feed consumption, medication, sire and dam of the lamb.

Practice developing your showmanship skills with your lamb.

Prepare a meal made with lamb for dinner.

Collect wool fabric scraps. Use these scraps to make a patch work blanket.

Visit a local petting zoo to see if they have sheep in their herds. If they have sheep watch them to see how they interact with other animals and people.

Checkout a few library books on sheep. Have your child read a story about sheep to you.

Go to a sheep show or fair and see how many different breeds you can identify.

Watch your sheep eat and describe how your sheep eats feed, grass, or hay.

Visit a veterinarian's office.

Practice showing your lamb.


Take a video or pictures of you and your lamb.

Visit your local Cooperative Extension Service to pick up information on the lamb project.

Fun Things I Did

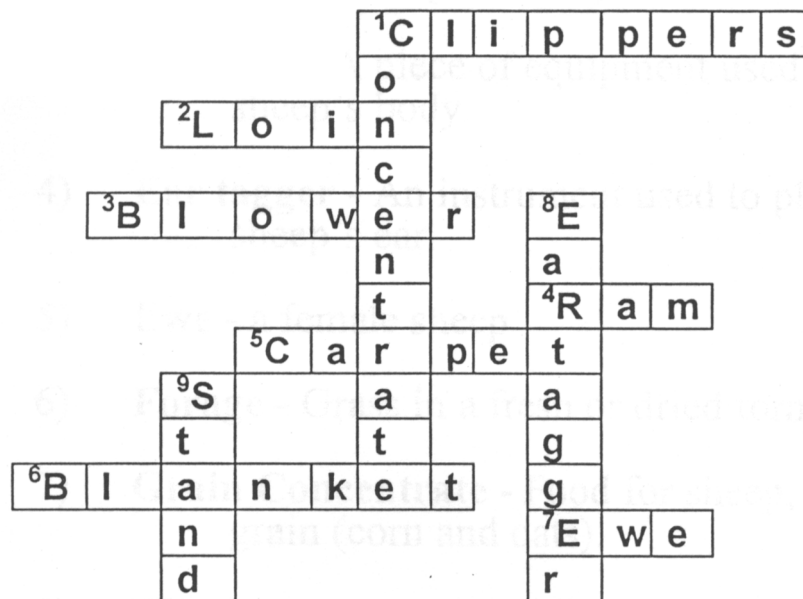
These are the things you and your child could have done in this sheep project book. Discuss each activity with your child and make a check by the ones you did.

- ☐ We read the information from the lamb project guides
- ☐ I colored the pictures in the fun book
- ☐ I completed the 4-H'er & lamb information section
- ☐ I labeled the body parts of the lamb
- ☐ I completed the Sheep Knowledge Crossword Puzzle
- ☐ I completed the Secret Word Puzzle
- ☐ I wrote a story about my lamb
- ☐ I completed the Sheep Maze
- ☐ I listed the qualities of a good showperson
- ☐ I listed the characteristics of a poor showperson
- ☐ I learned "Things a judge might ask?"
- ☐ I completed the "Learning About Sheep" multiple choice
- ☐ I made a sheep collage
- ☐ I took care of my lamb everyday



Answer Keys

Crossword Puzzle



Secret Words

- 1) Ruminant
- 2) Forage
- 3) Lamb

Learning About Sheep

1-B, 2-C, 3-B, 4-A, 5-C, 6-B, 7-B, 8-C, 9-B, 10-A

Glossary

- 1) **Blanket** - A cloth used to cover the body of a sheep to keep it clean before a show.
- 2) **Blower** - A sheep blow dryer used to dry their wool.
- 3) **Clippers** - A piece of equipment used to remove wool from a sheep's body.
- 4) **Ear tagger** - An instrument used to place identification tags in a sheep's ear.
- 5) **Ewe** - a female sheep
- 6) **Forage** - Grass in a fresh or dried form.
- 7) **Grain Concentrate** - Food for sheep, made from a mixture of grain (corn and oats).
- 8) **Halter** - A rope to place on a sheep's head to help keep it under control.
- 9) **Judge** - The person responsible for placing lambs during a show.
- 10) **Lamb** - A baby sheep under one year of age.
- 11) **Ram** - A male sheep.
- 12) **Ruminant** - An animal with a four chamber stomach that is able to eat grass.
- 13) **Set-up** - Placing the lambs feet correctly. Front feet straight down from the shoulders and rear feet slightly back from the hips.
- 14) **Showring** - The area where the sheep show takes place and the judge evaluates your lamb.
- 15) **Stand** - A piece of equipment used to hold a sheep still while grooming its wool.
- 16) **Wool card** - Brush used to style¹⁸the wool on a lamb for show.

Prepared by Matthew C. Claeys, Former Extension Livestock Specialist, 4-H,
Sharon B. Rogers, Former Extension 4-H Livestock Technician, Department of Animal Science;
and Sharon R. Rowland, Department of 4-H Youth Development, North Carolina State University.

Dawn Gursslin, Illustrations
Kelly Smith, Layout



**North Carolina
Cooperative Extension Service**
NORTH CAROLINA STATE UNIVERSITY
NORTH CAROLINA A&T STATE UNIVERSITY

Distributed in furtherance of the Acts of Congress of May 8 and June 30, 1914. Employment and program opportunities are offered to all people regardless of race, color, national origin, sex, age, or disability. North Carolina State University, North Carolina A&T State University, U.S. Department of Agriculture, and local governments cooperating.