

FOREWORD

- ? [The 4-H Horse Club Pledge](#)
- ? [4-H Horse Project Goals](#)

THE 4-H HORSE CLUB PLEDGE

I pledge . . .

My HEAD to clearer thinking. Working with animals provides mental relaxation from schoolroom studies and at the same time stimulates quick thinking and alertness.

My HEART to greater loyalty. The close bond of comradeship that develops between a horse and his master and between young people planning and working together in a common interest is conducive to a deepening sense of loyalty and consideration of others.

My HANDS to larger service. Skillful hands are a must for a horseman. It is the touch of the hands on the reins that telegraph the rider's wish to his mount.

My HEALTH to better living. Out-of-door activities affect every nerve, muscle, and organ of the body in a healthful way.

For my club, my community, my country, and my world. The associations and varied activities in 4-H Club work provide many opportunities for young people to prepare themselves for active participation in the social and economic life of their community.

4-H HORSE PROJECT GOALS

The purposes of this program are to encourage 4-H members:

1. To develop leadership abilities, build character, and assume citizenship responsibilities.
2. To experience the pride of owning a horse or pony and being responsible for its management.
3. To develop an appreciation of horseback riding as a healthy and wholesome form of recreation.
4. To learn skill in horsemanship and to understand the business of breeding, raising, and training horses.

5. To increase knowledge of safety precautions needed to prevent injury to one's self, others, and their mounts.
6. To promote greater love for animals and a humane attitude toward them.
7. To help others by working in groups and supporting community horse projects and activities.
8. To learn good sportsmanship in a friendly, competitive atmosphere.

CHAPTER I.
STATE 4-H HORSE SHOWS: GENERAL INFORMATION

- I-A. [Overview](#)
- I-B. [Statement of Responsibility](#)
- I-C. [Policies](#)
- I-D. [Awards](#)
- I-E. [Southern Regional Horse Show](#)
- I-F. [General Rules And Regulations](#)
- I-G. [Appeals And Complaints](#)
- I-H. [List Of Show Divisions And Possible Classes](#)

I-A. OVERVIEW

This handbook of rules and show classes is intended to help establish a standard 4-H Horse Show policy within North Carolina. These ideas are presented as suggestions for possible rules and class lists for county and district 4-H horse shows. Some classes or divisions in the State Show will not be applicable to each county or district. If the county or district does not have sufficient interest in a given class or division, it should be removed from that county's show. The list of classes in this program should not limit or restrict a county or district program. **Each district is required, however, to offer a minimum number of standard qualifying classes** (refer to item [I-C.1.f.](#) in this chapter). Each county and district is encouraged to include any additional classes that are of local interest, but these classes will not be used in determining exhibitors for the State Show. It is suggested that local shows add some fun classes (such as Costume, Egg and Spoon, Ride-A-Buck, Lead Line, Parent's or Leader's Pleasure, or Go-As-You-Please) to the class list for the enjoyment of members and spectators. Horses, ponies, mules, and donkeys are eligible to participate in the N.C. 4-H Horse Program. Wherever the words "horse" and "pony" appear, mules and donkeys are included.

I-B. STATEMENT OF RESPONSIBILITY

The North Carolina State Fair, Extension Horse Husbandry, the management staff of the North Carolina State 4-H Horse Show, and the state of North Carolina will in no way be responsible for any loss or damage that might occur. It will be a condition of the entry that each exhibitor shall hold the State Horse Show and its management blameless for any loss or accident that may occur to any animal, person, or property. Each exhibitor entering a horse in the State Horse Show agrees to obey the rules written in this book.

I-C. POLICIES

I-C.1. Conducting 4-H Shows

I-C.1.a. Selection of Judges. It is strongly recommended that any judge used in 4-H shows be selected from competent horsemen outside the home county or district of a given show. It is the show committee's responsibility to select and hire show judges. The selected judges must be given a copy of the show rules and class procedures when hired, well in advance of the show date.

I-C.1.b. Organizers. County Extension agents, horse club leaders, and 4-H members should all be involved in the planning and conducting of 4-H horse shows.

I-C.1.c. Eligibility cards. Each year all active 4-H horse project members will be given a membership-eligibility card that must be presented when entering 4-H classes or 4-H horse shows. Organizers of open shows should ask exhibitors entering a 4-H class to present a current horse project card. Eligibility cards may be obtained from the Extension Horse Husbandry office.

I-C.1.d. Stewards. Each 4-H horse show should have a steward appointed who will interpret and clarify rules. Any exhibitor with a question or complaint must speak with the show steward or show manager, **not the ringmaster**, prior to approaching the judge. If appropriate, the steward or show manager will arrange an appointment for the exhibitor with the judge. No exhibitor or parent can discuss class placings or reasons for placings with the judge unless the steward has granted permission and is present.

I-C.1.e. Profitability. The state horse show is not planned as a money-making operation. Any profits that may be made from the show will be used to improve the 4-H Horse Program by supporting educational events and 4-H member scholarships.

I-C.1.f. Classes. According to the North Carolina 4-H Horse Advisory Board, all district 4-H Horse shows must offer the following minimum standard qualifying class list:

Speed Events: Barrels (Junior and Senior) Poles (Junior and Senior) Stakes (Junior and Senior)	Saddle Seat: Showmanship (Junior and Senior) Pleasure Equitation (Junior and Senior) Academy Walk/Trot Academy Walk/Trot Equitation
Non-Trotting: Showmanship (Junior and Senior) Pleasure Equitation (Junior and Senior)	Western: Showmanship (Junior and Senior) Pleasure Equitation (Junior and Senior) Pony Pleasure
Little Britches: Showmanship Pleasure (Walk/Jog) Equitation	Short Stirrup: Showmanship Hunter Under Saddle (Walk/Jog) Equitation (Junior and Senior) Hunter Over Fences
Hunter – Horse: Showmanship (Junior and Senior) Equitation (Junior and Senior) Hunter Under Saddle Hunter Over Fences Equitation Over Fences (Junior and Senior)	Hunter – Pony: Showmanship (Junior and Senior) Equitation (Junior and Senior) Hunter Under Saddle Hunter Over Fences Equitation Over Fences (Junior and Senior)
Districts are encouraged to offer Miniature Horse Division Classes at the district shows. As of 2011, not required by the NC 4-H Horse Program Advisory Board.	

I-C.2. Steward Rules

I-C.2.a. Nature of Role. The steward must be a knowledgeable horseman, **have an understanding of 4-H rules and procedures and be certified as a NC 4-H Horse**

Program Steward. This is a **required** position at **4-H Horse Program shows and events**. A steward has no authority in connection with the management or judging of a show. He or she is solely responsible for interpreting rules and should protect the interest of exhibitors, judges, and show management. He or she should report any rule infractions to the proper officials and make recommendations. The steward is not a policeman and is not expected to look for rule infractions, but the steward should investigate any situations in which rules are not upheld.

I-C.2.b. Specific Duties.

The steward's duties are as follows:

- (1) Interpret and clarify rules and advise on eligibility for a particular class. Show management is responsible for enforcing these rules.
- (2) Report to management any misrepresentation or substitution of entry without waiting for a protest.
- (3) Measure officially any horses that are questioned relative to size and class eligibility.
- (4) Report to show/event management any rule violations. Show/event management is responsible for enforcing rules.
- (5) Serve as a mediator between the exhibitors and the judges. Exhibitors may not speak to the judge concerning a class without permission from the steward. Judges are encouraged to help youths, but in no instance should judges be abused as a result of their placings. All exhibitors and parents should display good sportsmanship at all times.
- (6) Serve as a representative of the State 4-H Horse Program.

I-C.3. Age Requirements for Exhibitors

I-C.3.a. General. Each exhibitor must have reached age 9 on or before January 1 of the current year and must not have reached age 19 before January 1 of the current year. Younger members (5 to 8 years of age) may participate in a noncompetitive manner in Cloverbud classes and activities if offered.

I-C.3.b. Junior. Junior classes are open only to those youths who have not reached age 14 before January 1 of the current year.

I-C.3.c. Senior. Senior classes are open only to those youths who have reached age 14 as of January 1 of the current year and who have not reached age 19 as of January 1 of the current year.

I-C.3.d. Cloverbud. Cloverbud classes are open only to those youths who have reached age 5 as of January 1 of the current year and who **have not reached age 9** as of January 1 of the current year.

I-C.4. Eligibility and Certification of Exhibitors

I-C.4.a. Membership. Each exhibitor must be an active and participating member of a 4-H club and meet the requirements for membership as established by the local club or county program.

I-C.4.b. Certification. All eligible 4-H members will be given a 4-H Horse Project Card (an eligibility card) signed by their 4-H club leader and Extension agent. Rules for membership into the 4-H Horse Project will be determined by the county; however, the 4-H member is encouraged to participate in other 4-H events besides the 4-H horse show. It is the responsibility of the county Extension agent and horse club leader to certify the eligibility of their 4-H members, **including Little Britches status and Short-Stirrup status of the 4-H member. This information is to be verified and signed by the agent. Please note that 4-H members must obtain a separate eligibility card for each project horse they intend on showing for the current year.**

I-C.4.c. Horse Ownership. Each horse show exhibitor must manage at least one horse of any age or breed as a 4-H horsemanship project. It is recommended that the horse be owned by the 4-H member or his family. However, the horse can be owned by another person if the exhibitor meets the requirements of eligibility in item I-C.4.d. and is certified by his or her club leader and county Extension agent.

I-C.4.d. Horse Care. The horse must be managed and under the care of the 4-H member since May 1 of the current year. Project horses should not be trained on a regular daily basis by a professional within 60 days before competing in 4-H classes. **The definition of “regular care” in regards to eligibility for youth keeping a horse at a boarding barn or training facility is defined as “a trainer is not allowed to ride a 4-H member’s horse more than 3 days per week within 60 days of a 4-H qualifying show”.** Professional advice and instruction of the 4-H member is encouraged whenever possible. Such assistance can include occasional riding or handling of the horse by the professional but cannot include regular daily training and care of the horse within 60 days of competition. Youths boarding their horses at public stables that feed their horses and clean their stalls are eligible to participate in 4-H horse shows if the 4-H members ride and care for the horses on a regular basis. The state Extension horse specialist’s office will be glad to give advice and guidance when requested.

I-C.4.e. District Qualification. All exhibitors wanting to show at the State Show must qualify in the district 4-H shows held in the Extension districts in which they are active.

I-C.4.f. Division Qualification. Each exhibitor in the State Show must qualify each horse in each respective division at the district show in which he or she wishes to participate. Exhibitors must qualify in both the Hunter and Western divisions in the district show if they

plan to participate in both divisions at the State Show. (Exhibitors qualifying only in Western Pleasure in the district show will be allowed to enter only Western Division classes at the State Show.) Exhibitors will be allowed to enter any class in the divisions for which they qualified at the district show. The horses and exhibitors must meet the class requirements for the divisions they enter. Exhibitors should refer annually to the rules in this rulebook for the respective classes and the rule supplement that is enclosed in their qualifying packets and found on the Extension Horse Husbandry Web site.

I-C.4.g. Multiple Classes. Exhibitors may enter more than one showmanship class, but they must qualify in each division in which they enter showmanship. When one project horse is shared by two exhibitors, it may be shown in different showmanship classes by each exhibitor, providing both the exhibitors and the horse are qualified to participate. If an exhibitor has more than one horse, he or she may show each qualified horse in different showmanship classes.

I-C.4.h. Multiple Horses. Exhibitors may qualify multiple horses for the State Show but may enter only one horse in each class **with the exception of the Western Trail, Reining classes, Western Riding, and Speed Events wherein an exhibitor may qualify and exhibit one horse and one pony in each class.** The horse or pony can participate only once in each class.

I-C.4.i. Qualifying Points. The following point system will be used in earning qualifying points toward attending the State Show. Each exhibitor and horse must earn one or more qualifying points in each division to be eligible to participate in that division in the State Show.

Number of Entries	Number of Horses Qualified for State
1 to 5	1 st to 3 rd
6 to 10	1 st to 4 th
11 to 15	1 st to 5 th
16 to 20	1 st to 6 th
21 to 25	1 st to 7 th
26 to 30	1 st to 8 th
31 to 35	1 st to 9 th
36 or more entries	1 st to 10 th

Under this system, a district having larger classes will have more exhibitors at the State Show.

I-C.4.j. Cross-Entry. Horses will not be allowed to cross-enter between horse and pony classes or division sections (for example, Working Pony Hunter Over Fences and Working Hunter Over Fences or English Pleasure and Three-Gaited Park). **See footnotes on the State Show Class list annually for additional cross-entry information.**

I-C.4.k. Entry Forms. The district show secretary will be given entry forms for the State Show. The secretary should fill in the 4-H member's name, horse's name as it appears on the Coggins test, and qualifying division and certify that the child is eligible to attend the State Show by signing or stamping the entry form. The agent advising the district show or the show secretary must sign the entry form. The qualifying forms (including a list of 4-H members, their horses' names, and the divisions in which they are qualified) must be forwarded to the state Extension horse specialist's office immediately following the district show.

I-C.4.l. Non-Point Classes. **The following nonpoint classes (listed below from 1-8) may also be offered during the State 4-H Horse Show. Exhibitors are required to have qualified at their respective district shows in a division to compete in any of the non-point classes #1-4, #8). Adaptive Riding Division (#6) and Dressage Division classes (#7) are the only classes that an exhibitor may show in without previously qualifying at their district show. In order to compete at the state show in a Combined Test, all exhibitors must have completed a course of fences at their district show. Exhibitors should refer to this manual and annual N.C. 4-H Advisory Board Meeting Minutes for class descriptions, rules and guidelines, and a list of current classes that are offered.**

(1) English Division—Saddle Seat—Trotting (Horses and Ponies)

English-Type Mares and Geldings In-Hand

(2) Non-Trotting Division (Horses and Ponies)

Non-Trotting Mares In Hand

Non-Trotting Gelding In Hand

(3) Hunter Division (Horses and Ponies)

Hunter-Type Mares In-Hand

Hunter-Type Geldings In-Hand

Restricted Working Hunter Over Fences

Hunt Seat Equitation Medal Class (Refer to item [III-C.4.i.\(1\)](#) in this manual for class eligibility.)

(4) **Western Division (Horses and Ponies)**

Stock-Type Halter Mares and Stock-Type Halter Geldings

Stock Seat Equitation Medal Class (Refer to item [III-E.4.i.\(1\)](#) in this manual for class eligibility.)

Little Britches Trail

(5) **Cloverbud Division (Horses and Ponies) – Not currently offered at the State 4-H Horse Show**

Cloverbud Showmanship

Cloverbud Equitation

Cloverbud Pleasure

(6) **Adaptive Riding Division**

Adaptive Showmanship

Adaptive Walk-Trot Equitation

Adaptive Trail

(7) **Dressage Division (Horses and Ponies)**

(Consult the *Basic Dressage Manual* for a complete listing and description of class rules and regulations.)

Training Level Test 1

First Level Test 1

USDF Intro A

Dressage Suitability

Dressage Equitation

USDF Intro B

First Level Test 3

Training Level Test 2

Non-Trotting Intro Level A

Baby Novice Combined Test*

Novice Combined Test*

Training Combined Test*

*Note: To compete in the combined tests at the State 4-H Horse Show, each exhibitor must complete a hunter course of at least eight fences at his or her respective district show.

Classes may change annually in accordance with Advisory Board recommendations.

(8) **Special Interest Classes:** The following special interest classes may be offered on a nonpoint basis. Additional information will be supplied annually as per the State 4-H Horse Advisory Board's recommendations:

- (a) Pleasure Pairs
- (b) Costume Classes
- (c) Versatility

I-C.4.m. Entry Form Submission. It is the 4-H member's responsibility to complete the entry form and mail it with the entry fees and a photocopy of a current negative Coggins test for equine infectious anemia (current through the last day of the State Show) **along with their current, completed 4-H eligibility card, Code of Conduct, and appropriate show fees** to the appropriate person before the postmark deadline date. Incomplete or incorrect entry forms will be returned to the sender (**See the entry form for specific penalties concerning returned entries.**) **No entries will be accepted if received after the advertised deadline date.** The horse's name on the entry form must be the same as that appearing on the Coggins test and the 4-H eligibility card for the entry to be accepted.

I-C.4.n. Refunds. Refunds will be made to any individual canceling before the entry deadline in accordance with current Advisory Board policy. **Current policy as recommended by the Advisory Board is that no State Show fees (including entry and stall fees) will be refunded if the amount is less than \$25.** Entries canceled after the deadline will be refunded only upon receipt of a veterinarian's or physician's certificate. Stall fees will also be refunded upon receipt of a physician's or veterinarian's certificate if show management is notified up to one week before the show. Requests for stall fee refunds will not be honored after this date. Individuals must submit to the State 4-H Horse Program Office a completed Refund Request Form, including all required information, by the advertised deadline date for a refund to be processed.

I-C.4.o. Optional Participation. Participation in any 4-H horse show should be optional and enjoyable for the exhibitor. No 4-H member is required to exhibit in a 4-H horse show to complete a horse project.

I-D. AWARDS—STATE 4-H HORSE SHOW

I-D.1. Class Awards

A special award and ribbon for first place and ribbons only for second through tenth places will be awarded in each class, depending upon class entries. Ribbons will be awarded according to the following number of entries per class:

Entries	Number of Ribbons
Less than 10	Ribbons awarded to number of entries in class
10 or more	First- through tenth-place ribbons awarded

I-D.2. Championship Awards

Championship awards will be based on points earned in performance classes only. (Showmanship is considered a performance class.)

I-D.3. Showmanship Classes

Showmanship classes will have ribbons for the first 10 places, depending on class entries.

I-D.4. Sportsmanship Awards

A sportsmanship award will be presented to the 4H member who best exemplifies good sportsmanship and leadership during the show. The award may or may not be designated in memory of an outstanding 4-H youth. Individual members and leaders are encouraged to submit nominations for this award during the State 4-H Horse Show. Nominations should include the nominee's name, county, and the reason you feel this member deserves the award. The State Show committee will select the winner from their observations and after a careful review of all nominees.

I-D.5. Championship and Reserve Championship Awards

The following championship and reserve championship awards will be made to the individual horse and rider that earned the most points in each division:

a. Saddle Seat	g. Senior Hunter Horse	m. Junior Speed Events
b. Junior Non-Trotting	h. Western Pony	n. Senior Speed Events
c. Senior Non-Trotting	i. Junior Western Horse	o. Combined Training
d. Junior Pony Hunter	j. Senior Western Horse	p. Dressage
e. Junior Hunter Horse	k. Short Stirrup	
f. Senior Hunter Pony	l. Little Britches	

In addition, special awards will be given to the following:
 High Score, First Level Dressage Ride
 High Score, Training Level Dressage Ride
 High Score, USDF Intro Dressage Ride

I-D.6. Championship Points

I-D.6.a. Points will be awarded based on the following number of entries per class:

Number of Horses in Places in Class and Points Class										
	1	2	3	4	5	6	7	8	9	10
1	1									
2	2	1								
3	3	2	1							
4	4	3	2	1						
5	5	4	3	2	1					
6 to 12	6	5	4	3	2	1				
13 to 15	7	6	5	4	3	2	1			
16 to 17	8	7	6	5	4	3	2	1		
18 to 19	9	8	7	6	5	4	3	2	1	
20 or more	10	9	8	7	6	5	4	3	2	1

I-D.6.b. The number of horses in a class will be determined by the number actually shown.

I-D.6.c. Under no circumstances shall a disqualified contestant receive points; however, each horse brought into the ring will constitute an entry and will be counted.

I-D.7. Class Ties

I-D.7.a. Ties for first place in any class will be decided by a work-off with points being given according to placing after a work-off.

I-D.7.b. All other ties may be decided by the flip of a coin or a work-off with the consent of the exhibitors involved.

I-D.7.c. The total points of the exhibitors involved in a tie will be split equally among the exhibitors unless a work-off is used to split the tie.

I-D.8. Championship Ties

I-D.8.a. English and Western Divisions. Championship ties will be broken on the basis of total equitation or horsemanship points earned. If a tie still exists, the contestant with the most points in the showmanship classes will be declared the champion. If a tie still exists, the exhibitor who places in the greater number of classes will be declared the champion.

I-D.8.b. Hunter and Short-Stirrup Divisions. Championship ties will be broken by awarding the championship to the horse and rider who earn the most points in Over-Fences classes. Ties will be broken based on the rider accumulating the most points in classes in the following order: Equitation Over-Fences, followed by Equitation On-the-Flat, and, finally, total points earned in showmanship plus Equitation Over-Fences and On-the-Flat classes. If a tie still exists, the horse and rider placing in the greatest number of classes will be declared the Hunter Champion.

I-D.8.c. Speed Events Division. Championship ties will be broken by awarding championship points in the least number of classes, followed by the horse or pony with the most first place finishes. If still tied, horses or ponies will runoff according to the keyhole versatility class rules.

I-D.8.d. Dressage Division. Champion ties will be broken by awarding the championship to the horse or pony scoring the most points in the least number of classes, followed by the horse or pony with the most first place finishes.

I-E. SOUTHERN REGIONAL HORSE SHOW

I-E.1. Overview

Beginning in 2012, all exhibitors in the Southern Regional 4-H Horse Show will be required to wear safety helmet in every class/division and while being mounted on the grounds. This rule will apply to anyone 18 and under that is riding on the grounds during the event.

I-E.1.a. Total Number of Horses. North Carolina is allowed to send **50 horses** to participate in the Southern Regional Horse Show. Multiple exhibitors may show the same horse; consequently, more than **50** exhibitors could compete.

I-E.1.b. Expenses. All exhibitors will be expected to pay their own expenses in attending the show. The county horse clubs or district horse advisory boards are encouraged to help exhibitors from their area in meeting this expense. **The State 4-H Horse Advisory Board approved the awarding of gifts to all North Carolina delegation members showing at the Southern Regional 4-H event. All North Carolina delegation members will receive a NC 4-H Horse Program T-shirt at the event. Additional horse-related items may also be provided to show exhibitors.**

I-E.1.c. One Horse Per Member. Each 4-H member will be allowed to qualify only one horse for the Southern Regional Horse Show (**unless the horses were champions or reserve champions at the State Show**). The individual member may choose which horse to take if

more than one horse qualifies. If there are openings remaining after the entry closing date, members qualifying more than one horse will be given the opportunity to bring an additional horse. These additional horses and youths will be ranked and placed in the lowest priority group.

I-E.1.d. Selection. Southern Regional Horse Show exhibitors will be selected on points earned at the State 4-H Horse Show within a respective show division. The total number of eligible exhibitors for Southern Regional competition will be based upon a percentage of the number of exhibitors within a division (not including invitational divisions, such as dressage) as compared to the number of exhibitors in the entire show. Within each division, a specific priority system has been developed.

I-E.2. Qualification Selection Procedure. The following qualification selection procedure will determine the **50** horses that represent North Carolina:

I-E.2.a. Reserved Positions. One qualifying position is reserved for a 4-H member exhibiting in the **roping, the highest Dressage Division ride score from either the Training- or First-Level Dressage classes, and reining. To be considered for the Southern Regional Reining position, applicant must compete in Reining at the State 4-H Horse Show in the current year and follow the guidelines specified below.** The State 4-H Horse Advisory Board executive committee shall select a 4-H member based upon participation in that 4-H Horse Program's activities and performance at ropings and reining events. Exhibitors wishing to be considered as a roping or reining representative must submit a letter requesting consideration to the state Extension horse specialist's office before the State 4-H Horse Show. The executive committee has the option to reject applications based on lack of 4-H participation.

I-E.2.b. Other Positions. The **remaining 47 qualifying** positions will be selected based upon the following formula:

$$\frac{\text{Number of exhibitors in a division (W, HS, SS, SE, NT)*}}{\text{Total number of show exhibitors}} \times 47^{**} = \text{Qualifying positions} = \text{Number of qualifying positions within a respective division}$$

* W = Western; HS = Hunt Seat; SS = Saddle Seat; SE = Speed Events; NT= Non-Trotting

** If all slots within a division are not filled, that is, Roping, Non-Trotting, or any other division, open qualification spots will be recalculated on a percent basis between remaining divisions with adjustments made in the total number of exhibitors eligible to participate at Southern Regionals.

Example

$$120 \text{ Western Division exhibitors divided by } 240 \text{ total exhibitors} = 0.50$$

0.50 x 38 qualifying positions = 19

19 Western Division exhibitors will be given the opportunity to exhibit at the Southern Regionals.

I-E.2.c. Slots. Qualification slots within a division will be determined based on the following priority system:

- (1) The champions (including horses and ponies) in each qualifying division.
- (2) The top-points-earning horses and ponies within each division will be selected from the greatest number of points accumulated during the State 4-H Horse Show to the least within the division.
- (3) When all individuals within a division who have earned points in the State 4-H Horse Show have declined a Southern Regional qualifying slot, the remaining slots will be reapportioned between the remaining divisions using the percent-basis formula.
- (4) All horses qualified for the Southern Regional Horse Show must have shown and earned a point at the State 4-H Horse Show or received reserve qualification slots as mentioned in items I-E.2.a and I-E.2.b.
- (5) Ties will be broken giving priority to the horses or ponies having earned the highest places, starting in the largest class and working to the smallest class.

I-E.3. Entry Procedures

All exhibitors in the State Show will receive a class list and entry form for the Southern Regional Show in their State 4-H Horse Show packet. All interested youths should complete the entry form. The completed form and entry fees must be returned to the Extension horse specialist **by a specified deadline. The deadline will be advertised in the Operating Procedures in each exhibitor's show packet.** All submitted and completed forms will be ranked and accepted according to the priority schedule outlined above. Youth not submitting their completed forms by the deadline will lose their eligibility. Accepted entrants will receive rulebooks, information on motel accommodations, and other related materials. All entry forms not accepted will be returned along with the entry fees. Entry forms for the top 42 horses will be forwarded to the Southern Regional Horse Show.

I-F. GENERAL RULES AND REGULATIONS

I-F.1. Precedence of Rules

Rules in this book will have precedence over all other rules. US Equestrian Federation (USEF, formerly American Horse Show Association, AHSA) rules will be used for any Hunt Seat, Saddle Seat, Dressage, and Non-Trotting rules not covered in this book. American

Quarter Horse Association rules (AQHA) will be used for any Western or Speed Events Division rules not covered in this book.

I-F.2. Proof of Horse Health

All horses must submit and show proof of a negative Coggins test for equine infectious anemia (EIA) or swamp fever within the past 12 months before participating in the State 4-H Horse Show. (The Coggins test must be current through the last day of the State Show.) Additional health papers may be requested at the direction of the NCDA&CS State Veterinarian. A photocopy of the current Coggins test must be enclosed with the entry forms to the State Show. **The horse's name that appears on the Coggins test must be the same as that which appears on the entry form** for the entry to be accepted. Those not complying will be returned to the sender. Photocopies may be returned upon completion of the show. Youths are encouraged to have all horses vaccinated for tetanus and Eastern and Western equine encephalomyelitis (sleeping sickness).

I-F.3. Control of Horses

All exhibitors must have their horses under complete control at all times. Horses must enter the ring unassisted, and the gate must be closed before starting the class or course. Riders will not be allowed to leave the ring until their horses are walking under control. No horses will gallop into or out of the show ring because this endangers other exhibitors and spectators. Riders having difficulties in the ring and desiring to leave should request permission to be excused from the ringmaster or judge.

I-F.4. Right of Refusal

Show management reserves the right to refuse an exhibitor entry into any class or event if they deem that entry unsafe for the exhibitor or other exhibitors or animals. All show officials have the authority and must dismiss from the ring any entry that is unruly or not in sufficient control for the safety of the handler or other exhibitors.

I-F.5. Classes Offered

Horse show classes in this rulebook may be offered at the discretion of the state 4-H Extension horse specialist's office. Class rules may be amended. **Not all classes listed in this rulebook are offered at the State 4-H Horse Show. State 4-H Horse Show classes are designated annually during the State 4-H Horse Advisory Board Meeting.**

I-F.6. Right to Alter

Show management reserves the right to alter or modify any class or contest procedures, obstacles, or patterns in this book due to safety concerns.

I-F.7. Treatment of Horses

Cruelty or rough handling of horses will not be allowed at any show or event. A horse and exhibitor may be excused from the ring, show, or event for lack of control, cruelty, rough handling, or unsportsmanlike conduct. The standard by which conduct or treatment will be measured is that which a reasonable person, informed and experienced in general accepted equine training and exhibition procedures, or veterinary standards would use to determine whether the incident is cruel, abusive, or inhumane. The stewards, show-event management, or judge may disqualify anyone mistreating an animal or demonstrating unsportsmanlike conduct.

I-F.8. Stallions

Stallions are not allowed to be shown in 4-H horse shows or classes except for yearling colts in halter or in-hand classes.

I-F.9. Horse and Rider Combinations

At the State Show, a horse may be exhibited by more than one rider only if both riders qualified for the State Show on the same horse in different classes at the district show. **In no instance will the contestant-horse combination be allowed to show in the same class twice. Each exhibitor and horse may participate only once in a class with the exception of the Western Trail and Reining classes whereby an exhibitor may qualify and exhibit one horse and one pony in each class.**

I-F.10. Restricted Ring Entry

No person other than the exhibitors and show officials will be allowed in the ring while any class is being judged.

I-F.11. Cancellation of Classes

All scheduled classes will be held. Classes with less than five entries for more than two consecutive years may be canceled or combined where appropriate at the discretion of the North Carolina State 4-H Horse Advisory Board.

I-F.12. Riding Over Show Grounds

Riding over the show grounds, except in the immediate area of the horse show ring, is strictly prohibited. No horse will be allowed to proceed at any gait faster than a walk on the State Fairgrounds property except within the riding rings. Youths are reminded that signs have been posted in certain areas that forbid horses. As good 4-H members, you should obey these signs. Failure to follow these courtesies on the fairgrounds could result in dismissal from the show.

I-F.13. Timing

In timed events, an electric timer will be used if available. In all cases, two stopwatches should be available and used for the official time if no timer is available. The average of the two stopwatches used by the official timers will be considered the official time.

I-F.14. Reruns and Rerides

No rerun or rerie will be given to any contestant if handicapped by an equipment failure or an accident to the horse or rider.

I-F.15. Splitting Classes

The Executive Board will make the decision on splitting large "under-saddle" classes based on class entries as presented at the pre-show meeting.

I-F.16. Orders-of-Go

All heats and working orders will be drawn at random and posted daily with the class orders-of-go.

I-F.17. Exhibitors per Heat

The number of exhibitors selected from each heat to return to the finals will be left to the discretion of the judge. Judges do not have to select the same number of exhibitors from each heat.

I-F.18. Number of Rings

Two rings will be used concurrently during the show. Efforts have been made to eliminate or minimize class conflicts between the rings. In cases of conflicts, however, the show management will cooperate wherever possible to allow youths to participate in conflicting schedules if notified in advance. It will be the exhibitor's responsibility to choose the preferred class when no solution is available to work out the conflict. Please note: Entry fees will not be refunded to youths who miss a class due to scheduling conflicts.

I-F.19. Gate Calls

It is not a responsibility of the announcer to announce gate calls. When time permits, announcers at their discretion may make announcements to update exhibitors in the paddock and barn areas concerning the progress of the classes in the arena(s). It is each exhibitors' responsibility, however, to stay aware of which class is in the arena and when his or her class is entering the arena. For all "individual go" classes, there will be an "on-deck" cone prior to the 1st cone on course. If an exhibitor is called to the "on-deck" cone and misses this call, then the exhibitor has officially missed their gate call and will be refused entry into the class. It is the responsibility of each exhibitor to be at the on-deck cone at the required time. In all other classes, the gate will be closed when the last visible horse in paddock area for that heat and/or class enters the ring. No additional entries will be accepted to that class and/or

heat..Show management may authorize and exhibitor being moved in the order-of-go to help alleviate a class conflict, if notified before the class starts. There are no class holds for tack changes.

I-F.20. Entry Fee for Champions

There is no entry fee for championship awards. Championships are based on points earned in performance classes. They are listed in the class list for award scheduling purposes.

I-F.21. Forbidden Substances and Methods

The North Carolina 4-H Horse Program has adopted American Quarter Horse Association (AQHA) rules concerning drug use in horses during a 4-H sanctioned horse show. Exhibitors are responsible for being knowledgeable of and following the guidelines for drug use as prescribed in the current AQHA rulebook for that year. All groups sponsoring 4-H shows or 4-H classes reserve the right to have horses tested for drugs by a qualified veterinarian. Disciplinary actions of those tested positive will be referred to the Executive Committee of the N.C. 4-H Horse Advisory Board for action. All protests are to be filed with the Grievance Committee following appropriate protest rules. If the drug test is returned positive, the exhibitor will be fined a \$50 penalty. In an effort to incorporate drug-testing procedures, there will be an administrative fee charged to **every** entry at the State 4-H Horse Show. **For current rules, either refer to the AQHA website at www.AQHA.com or call 1-806-376-4811.**

I-F.22. Schooling Supervisors

All schooling times are subject to availability of schooling supervisors. If there are no schooling supervisors, there will be no schooling sessions and the rings will be closed. Sign-up sheets for volunteers willing to serve as schooling supervisors are available during the State 4-H Horse Show. A schooling supervisor, designated with the authority to maintain order in schooling areas, will be on duty each day of the show. **A 4-H member may ride or lunge another 4-H member's horse but must wear an exhibitor back number. An adult may lunge or lead a 4-H member's horse but may not mount or ride a 4-H members horse unless that horse is deemed "dangerously uncontrollable" and the adult has received written permission from the schooling supervisor.** Permission will only be given when the schooling supervisor is announced to be on duty. Exhibitors who violate this rule can be disqualified at the show committee's discretion.

I-F.23. Riding Safety Headgear Policy

The North Carolina Cooperative Extension Service 4-H Horse Program ("the 4-H Program") requires all riders to wear protective headgear that meets or surpasses current applicable ASTM (American Society for Testing and Materials)/SEI (Safety Equipment Institute) standards while riding during all County, District and State 4-H Horse Program sponsored events and activities. This headgear must be properly fitted, properly worn on the top of the head, and worn with the harness securely fastened. Events and activities covered by this Rule

include, but are not limited to: 4-H Horse Shows, 4-H Horsemanship Camps, 4-H Trail Rides, and 4-H Horse Drill Teams. The term “riding” as used in this Rule (I-F.23) shall refer to the riding or driving of a horse or pony in a 4-H sponsored event or activity. The term “rider” as used in this Rule refers to a person engaged in riding.

The 4-H Horse Program and the show committees, officials, judges, extension personnel and volunteers associated with the 4-H Horse Program shall enforce this Rule during 4-H Program events and activities. Any rider violating this rule will be immediately prohibited from further riding, and shall be barred or disqualified from the event or activity in which the rider is engaged at the time of the violation. It is the responsibility of the rider, and the parent or guardian of the rider, to confirm that the headgear worn by the rider complies with safety standards set forth above; is properly fitted, fastened, and worn; and is in such a condition that it would protect the rider in the case of an accident. The 4-H Horse Program and the show committees, officials, judges, extension personnel and volunteers associated with the 4-H Horse Program are not responsible for checking headgear worn by riders for compliance with this Rule.

The 4-H Horse Program makes no representation or warranty, expressed or implied, concerning the headgear worn by any rider during a 4-H Program sponsored event or activity. In particular, the 4-H Program makes no representation or warranty concerning the safety performance of any headgear worn by any rider. The 4-H Program cautions riders that death or serious injury may result despite wearing such headgear as all equestrian sports involve inherent dangerous risk and as no headgear can protect against all foreseeable injuries.

I-F.24. Functional Heel

The State Show management will enforce that all riding during the event (and all 4-H activities) **must be done with a boot that has a “functional heel,”** which is defined as a heel that stops the forward movement of the boot through the stirrup.

IF.25. Safety or Flack Vests

Safety or flack vests are considered optional attire or equipment in all divisions and classes and can be worn either over or under approved riding attire.

I-F.26. Dress Code

The dress code described under each show division in this manual will be strictly enforced unless show management makes pre-approved changes.

I-F.27. Finality of Decisions

The decision of the judge is final. All horses and ponies cannot win, so the judge's decision, on whatever it may be, should be accepted in the true spirit of sportsmanship and 4-H membership. When an exhibitor or exhibitor's parent, leader, or agent is guilty of unsportsmanlike conduct, the show management may suspend such exhibitor's rights to participate in future classes or shows for such period as judged appropriate. The exhibitor's parent, leader, friend, or agent can and will be barred from the show grounds for unsportsmanlike conduct or improper behavior.

I-G. APPEALS AND COMPLAINTS

I-G.1. Source

Appeals and complaints must be directed by an exhibitor, a grievance committee designated by show management, or a spokesperson for the exhibitor and should be registered with the steward. The show committee will serve as the appeals committee. This committee will confer with the steward and act upon any protested class. **The North Carolina 4-H Horse Program does permit a protesting of all animals including animals with a permanent height card.** When a protest occurs, the animal must be made available for re-measurement prior to the end of the event. **If the animal is not presented for measurement, the entry is disqualified from the event and the current measurement card is revoked.** If the animal was originally measured unshod (noted on eligibility card), it may be presented unshod for re-measurement. It is the sole responsibility of the owner/exhibitor to have the shoes removed prior to re-measurement. If the shoes of a previously measured unshod animal are not removed, the animal will be measured shod with no adjustment made for shoe thickness. This also is in accordance with current USEF rules. If an animal is measured unshod, exhibitors have the option to add a shoe and exhibit the animal shod after the height has been certified. **The 4-H exhibitor should retain the measurement card for future 4-H and open shows and should transfer the card with the animal to the new owner if sold.**

I-G.2. Form

A verbal protest, accompanied with \$50 cash, must be filed with the paddock coordinator by the complaining party within the time the protested class is announced or until the gate is closed for the next class, whichever comes first. A written protest must be submitted within 15 minutes. If the appeals committee upholds the protest, the deposit will be refunded. If the protest is overruled, the deposit shall be forfeited to the N.C. 4-H Horse Program Fund.

I-G.3. Exclusions

Eligibility of exhibitors and horses and the judges' decision cannot be protested. All youths and horses must have been certified by local county Extension agents and club leaders to participate in 4-H classes or 4-H shows. A judge's decision is final in regard to eligibility.

I-H. LIST OF SHOW DIVISIONS AND POSSIBLE CLASSES

The North Carolina State 4-H Advisory Board conducts an annual review of classes offered. The rules in Chapter II clarify judging procedures in each class. The rules are also intended to teach youths the proper show procedures, equipment, and attire for their type of horses when shown in the North Carolina 4-H Horse Program.

English Division (Saddle Seat--Trotting) for Horses and Ponies (14.2 hands and under)

Saddle-Type Halter

Saddle Seat Showmanship

Saddle Seat Equitation

Country English Pleasure

Saddle Seat English Pleasure

Western Pleasure—English Type

Hunter Pleasure—English Type

Academy Walk/Trot Pleasure

Academy Walk/Trot Equitation

Non-Trotting Division

Non-Trotting Mares and Geldings in Hand

Non-Trotting Showmanship

Non-Trotting Equitation

English Non-Trotting (Two Gaits)

Western Non-Trotting (Two Gaits)

Go-As-You-Please—Non-Trotting (Other Non-Trotting Horses) (Two Gaits)

Walking Horse Pleasure (Three Gaits)

Racking Horse Pleasure (Three Gaits)

Other Non-Trotting Horse Pleasure (Three Gaits)

Hunter Horse Division and Hunter Pony Division (14.2 hands and under)

Hunter Showmanship

Bridle Path Hack

Hunter Halter

Working Hunter over Fences

Equitation over Fences

Equitation on the Flat

Working Hunter on the Flat

Hunter Hack

Short-Stirrup Division—for Horses and Ponies

Halter

Showmanship

Working Hunter over Fences

Hunter under Saddle

Equitation over Fences

Equitation on The Flat

Western Horse Division and Western Pony Division (14.2 hands and under)

Western Showmanship

Reining

Western Riding

Stock-Type Halter

Stock Seat Equitation

Stock Seat Equitation Medal Class

Stock-Type Hunter under Saddle

Trail

Western Pleasure

Western Show Hack

Cloverbud Division

Showmanship

Pleasure

Equitation

Little Britches Division

Stock Seat Equitation

Showmanship

Western Pleasure

Western (Walk, Jog)

Halter

Trail

Speed Events Horse and Pony Division (14.2 hands and under)

Barrel Race

Stake Race

Texas Barrels

Pole Bending

Flag Race

Dressage Division

Training Level Test 1

Training Level Test 2

First-Level Test 1

First-Level Test 3

USDF Introductory Level Tests A and B

Non-Trotting Intro Level A

Dressage Equitation

Dressage Suitability

Baby Novice Combined Training

Novice Combined Training

Training Level Combined Test

Adaptive Riding Division

Walk-Trot Equitation

Showmanship

Trail

Special Invitational Classes

Pleasure Pairs

Versatility

Costume Classes

CHAPTER II. SHOWMANSHIP

II-A. [Overview](#)

II-B. [Scorecard For Showmanship Classes](#)

II-C. [Breeding or In-Hand Classes](#)

II-A. OVERVIEW

The same scorecard and class procedures will be used for all exhibitors in Showmanship classes. The exhibitor uses the horse as a means to display his or her ability to fit and show properly. Showmanship is considered a performance, not a conformation class.

II-A.1. Purpose

The real purpose of showmanship is to learn the best way to fit and train a horse so that its best attributes can be seen easily by the judge or potential buyer. All youths are encouraged to participate and learn. Showmen are reminded that they are being judged on the fitting, training, and showing of their horses. The horse's conformation is not to be considered in the judging of this class. Showmen must wear the correct attire for the division in which they are participating. Refer to specific division requirements in regard to attire and equipment.

II-A.2. Awards

Exhibitors in the showmanship classes will be eligible for ribbons for the first 10 places depending on the number of entries. **The final judging of all showmanship classes will include the top 15 horses, including all ties.**

II-A.3. Judging Procedure

The following judging procedure will be used for all classes: Exhibitors will individually enter the ring and be scored on the fitting, leading, and posing of their horses as well as pattern precision. After the completion of individual judging, the judge may give the finalists additional work before final placings and awards are made. A show manager may elect to modify or change the above ring procedure at his or her own discretion.

II-B. SCORECARD FOR SHOWMANSHIP CLASSES

II-B.1. Club Member and Equipment: 20 Percent

II-B.1.a. Personal Appearance. Each club member should be neat, clean, well groomed, attentive, courteous, and in appropriate attire for the division. Chaps and spurs are prohibited.

II-B.1.b. Equipment. Clean and properly adjusted equipment should be used. Halters (leather, nylon, or rope) must be used in the Western Division. Halters or bridles may be used in the English and Hunter divisions (exhibitors should conform to breed standards). Lead shanks (or ropes) should be 6 to 7 feet long and should be adjusted to the point where a youth does not have to hold a hand on the chain. The shank needs to be short enough to assure maximum control and responsiveness from the horse. Judges may penalize youths who use a shank over the horse's nose. **Hackamores, whips, crops, bats, chaps and spurs are prohibited.** Whips are permitted in Saddle Seat classes only.

II-B.2. Horse (Fitting and Grooming): 30 Percent

II-B.2.a. Cleanliness. The horse should be clean and well groomed. Fitting for show is a year-round job. No amount of delayed fitting or grooming oils will cover up a poor job of feeding or an unhealthy, unsound horse. Daily grooming and good nutrition are very important to the hair coat. Just before entering the show ring, the showman should rub the horse down with a grooming cloth to remove any dust that may have accumulated since brushing. Avoid using an oily grooming cloth because oil will accumulate dust. Wipe about the ears, eyes, nostrils, lips, sheath, and dock with a damp cloth or sponge.

II-B.2.b. Clipping. Horses should be clipped in ample time before showing to allow for some regrowth to cover up any minor mistakes. The long hair under the chin and jaw and on the fetlocks and pasterns should be trimmed. The clippers should be run with the grain of the hair. The entire ear should be clipped close.

II-B.2.c. Mane and Tail. The mane and tail must be combed and thinned. Manes are usually thinned to about 4 to 6 inches long. A bridle path should be clipped. Stock horses may have the mane completely roached, leaving a forelock from the headstall forward. A small lock of mane is left over the withers to help balance the neck and cushion some of the wear from a saddle (required by A.Q.H.A. and Appaloosa Horse Club). **The tail should be appropriate for the particular breed.**

II-B.2.d. Feet. The horse's feet should be trimmed and properly shod (trimming and shoeing should be done approximately 10 days before a show). The hooves should be clean. Exhibitors may wish to use hoof dressing or other treatment to improve the appearance of the feet.

II-B.3. Method of Showing: 50 percent

II-B.3.a. Leading

(1) Be able to walk, trot, turn, stop, and back as directed by ring officials or the posted pattern.

(2) Always lead from the left side at an alert walk, following the judge's directions. When showing at a walk, always walk by the horse's left side, **never in front of him**. The horse's head should be slightly in front of your shoulder. The horse should be trained to move willingly with his body (head, neck, back, and hindquarters) in a straight line in the direction being traveled. Showmen will need to give the horse enough lead to allow him to travel straight, but keep the lead short enough to assure precise control. Exhibitors must have the right hand on the lead when leading their horse. The left hand will contain the remainder of the reins of lead in a loosely coiled loop or figure-eight fold. Horses should walk in a brisk, alert manner and give the appearance that exhibitor and horse are a team.

(3) Run by the left side of the horse when showing at a trot. When leading, your horse should travel alertly and willingly with his head up but not too high. You should run with good posture and vitality.

(4) When a particular show ring procedure used by a judge requires a horse to be reversed, the horse should always be turned to the right. Turn in as small an area as possible and attempt to keep the hind feet in one place while turning; this allows you to keep the horse lined up with the judge. All turns should be made naturally and as directed by ring officials. Any turns requiring more than 90 degrees should be made to the right. Turns requiring 90 degrees or less should be made to the left.

(5) **Always** move your horse **directly** toward or away from the judge unless specific instructions are made indicating the judge would like a side view of your horse.

II-B.3.b. Posing

(1) Keep your horse posed at all times, and know where the judge is and what the judge wants. A good showman always gives the judge the best view of the horse. Make it easy for the judge to see your horse at its best advantage. When the judge is down the line, let your horse stand, if posed reasonably well, without undue fussing.

(2) When posing your horse, stand toward the front, facing the horse at a 45-degree angle to the eye, but never **directly** in front of the horse. Always be in a position where you can **observe your horse and keep an eye on the judge**. The "Quarter Method" is the suggested method of showmanship. The following guidelines are meant to serve as an illustration of movement around the horse while showing in showmanship at halter and are for the exhibitors' information:

(a) Imaginary lines bisect the horse into four equal parts as seen in Figure II-B.3.b below. The quadrants are numbered I, II, III, and IV for ease of identification. One line runs across the horse just behind the withers. The other imaginary line runs from head to tail.

(b) When the judge is in quadrant I, the handler should be in IV. As the judge moves to II, the handler should move to I. As the judge moves up the horse to III, the handler returns once more to IV. When the judge moves up to IV, the

handler returns to I. This method is based on safety as the handler can keep the horse's hindquarters from swinging toward the judge should the horse become fractious.

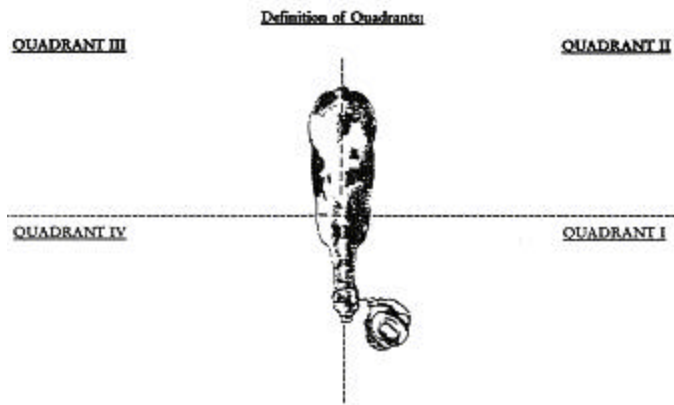


Figure II-B.3.b. Posing: Definition of Quadrants

- (3) Western horses will stand squarely, with their feet directly under them. Hunter horses may stand squarely or in a traditional hunter stance. Hunter Seat exhibitors must be consistent in the stance used to pose the horse. English horses must be posed according to their breed standards. Position your horse by the pressure on the lead strap. Never kick or position the leg with your hand while in the class. When the judge is observing other animals, let your horse stand if posed reasonably well.
- (4) Keep your position in line and allow reasonable space (at least 6 feet) between your horse and the others. Never allow your horse to interfere with other horses.
- (5) If requested to change position in line, back your horse out of the line and approach the new position from the rear. Be careful when walking up behind other horses and allow yourself plenty of room to enter.
- (6) Keep alert, and be aware of the judge's position at all times. Don't be distracted by persons or things outside the ring.
- (7) Show the animal at all times, not yourself.
- (8) Respond quickly to requests from the judge and officials.
- (9) Quickly recognize and correct any faults in your horse.

- (10) Move easily, quietly, and with confidence when showing your horse. Be courteous; respond promptly to directions and display good horsemanship at all times.
- (11) Keep showing until the entire class has been placed and excused from the ring.
- (12) Be natural. Over showing, undue fussing, and maneuvering are objectionable.

II-B.3.c. Faults in Showmanship

- (1) Allowing the horse to remain out of position.
- (2) Standing directly in front of your horse.
- (3) Using your feet to move the horse's feet.
- (4) Failure of the horse to lead properly.
- (5) Failure to stop before turning when showing at a walk or trot.
- (6) Failure to back.
- (7) Loud voice commands to your horse or other unnecessary actions.
- (8) Kicking.
- (9) Pushing the horse with your hands or using your hands to place the horse's feet and legs.
- (10) Moving to the off-side of the horse and remaining out of position.
- (11) Not remaining alert and watching the judge for instructions.
- (12) Using a tightly coiled lead.
- (13) Not using a properly fitted halter or bridle.
- (14) Holding your hand on the chain of the lead shank.
- (15) Failure to glance back and check your horse to see that it is tracking straight with the judge. (The glance back should be accomplished immediately after a turn.)
- (16) Mixing of square- versus hunter-stance posing style in the same class.

II-B.4. Scoring Ranges

II-B.4.a. Breakdown. Using the aforementioned scoring guidelines, exhibitors are to be given an overall score from 0 to 20 in ½- to 1-point increments. The suggested final scoring breakdown is as follows:

Score	Performance
20	Excellent performance. Completes pattern accurately, quickly, smoothly, and precisely, and demonstrates a high level of professionalism. Horse is fit and groomed well. Exhibitor is neat, clean, and appropriately dressed.
18 to 19	Generally excellent performance with one minor fault in the execution of the pattern or in the appearance of exhibitor or horse. Overall execution of the pattern is excellent, and exhibitor is highly professional.
16 to 17	Good pattern execution with one or two minor faults in performance or appearance of exhibitor and horse. Exhibitor is reasonably professional in presentation of horse.
14 to 15	Average pattern that lacks quickness and precision, or commits two or more minor faults in performance or appearance of exhibitor and horse. Horse is not presented to its best advantage.
12 to 13	One major fault or several minor faults in the performance or appearance (or both) that prevents an effective presentation of the horse.
10 to 11	Two major faults or many minor faults in the performance or appearance (or both) of exhibitor and horse.
6 to 9	Several major faults or one severe fault in the performance or appearance (or both) of exhibitor and horse. Exhibitor demonstrates complete lack of professionalism in showing the horse or commits a severe fault.
1 to 5	Exhibitor commits one or more severe faults, but does complete the class and avoids disqualification.

II-B.4.b. Fault Examples. Keep in mind that with a range of ½ point to 4 points for a minor fault, two serious minor faults may total 8 points, which would put the exhibitor's score at around 12. Minus scores are permissible. Minor fault examples with severity ranges are as follows:

½ point: Patting pivot foot

1 to 2 points: Losing a pivot foot for a portion of the spin (perhaps 1/2 of a 360?)

3 to 4 points: Backing into a pivot

II-C. BREEDING OR IN-HAND CLASSES

Conformation classes will be divided into four basic conformation types of Western (Stock) Horse, Saddle Horse, and Hunter Horse. Exhibitors will use the proper attire and equipment as outlined for each show division in Chapter III of this manual.

II-C.1. Judging

II-C.1.a. Criteria. Horses are judged on conformation, soundness and transmissible weaknesses, condition, quality, breed character, and way of going at the judge's discretion.

II-C.1.b. Manner of Judging. Horses are judged individually at a walk or trot on the line and then standing.

II-C.2. Class Specifications

II-C.2.a. Tack. Horses will be shown in a halter made of leather, rope, or other suitable material. In Saddle and Hunter classes, horses may be shown in a halter or bridle.)

II-C.2.b. Accessories. Whips or bats of any type will not be allowed, except in Saddle Seat Division in-hand and showmanship classes.

II-C.2.c. Exhibitor. Horses are to be handled and shown by only one club member regardless of breed standards.

II-C.2.d. Procedures. Horses will enter the ring at a walk in a counterclockwise direction unless instructed differently by the judge or ring officials. Subsequent procedures will be as directed by the judge, the ring steward, or both.

II-C.2.e. Completion. On completion of the judging, the top 6 to 10 horses will be lined up in order of placing so that the public may see how the horses placed.

CHAPTER III.

SHOW DIVISIONS AND CLASSES

- III-A. [English Division \(Saddle Seat\)—Trotting Division](#)
- III-B. [English Division \(Saddle Seat\)—Non-Trotting Division](#)
- III-C. [Hunter Division](#)
- III-D. [Short-Stirrup Division](#)
- III-E. [Western Horses and Ponies Division](#)
- III-F. [Acceptable Equipment](#)
- III-G. [Cloverbud Division](#)
- III-H. [Little Britches Division](#)
- III-I. [Speed Events Division](#)
- III-J. [Special Invitational Division](#)
- III-K. [Adaptive Riding Division](#)

III-A. ENGLISH DIVISION (SADDLESEAT)— TROTTING DIVISION

III-A.1. Overview

Rules in this book will have precedence over all other rules. US Equestrian Federation (USEF) formerly, AHSA, rules will be used for any saddle seat rules not covered in this book. **Only Trotting horses will be allowed to compete in this division. English pleasure horses and ponies will be combined unless participation numbers warrant dividing classes into a separate horse and pony division in which there is to be no cross-entering.** If participation warrants, there will be an **Country** English Pleasure-Type Horse Class in which horses will not have set tails or be wearing weighted shoes, pads, or wedges. Tails of **Country** English Pleasure Class horses must be carried naturally and must not be gingered or put in a tail set in preparation for the show. The fact that a horse's tail has once been set does not exclude participation in **Country English** Pleasure classes. The **Saddleseat English Pleasure** will be open to horses having set tails; wearing weighted shoes, pads, wedges, or both pads and wedges; or having set tails and wearing any of these items. It will also be open to **Country** English Pleasure-Type horses who must be exhibited plain shod with natural tails. **Action devices are prohibited on the show grounds.**

Exhibitors in the Southern Regional Horse Championships must conform to Southern Regional rules that maybe different. Contact the Extension Horse Husbandry Office for a copy of the rules.

III-A.2. Appointments

III-A.2.a. Personal Appointment. Clothing must be clean, neat, and appropriate saddle seat attire (informal or formal). Riders shall wear a saddle suit with matching jodhpurs, tie, derby or soft hat, and jodhpur boots. **Daycoats are allowed in all classes with the exception of Equitation.** Spurs of the un-roweled type, whips, and crops are optional. Long whips are prohibited. Use of US Equestrian Federation (USEF)-approved protective headgear **of any riding style (with fastened harness) is mandatory. Refer to Rule 1-F.23 in this rulebook.** The dress code will be strictly enforced unless show management makes preapproved changes.

III-A.2.b. Tack. Flat, English-type saddles are required. Hunter, forward seat, and dressage saddles are prohibited. Horses must be shown in full bridles (curb and snaffle) or pelham with two reins. Snaffle bridles will only be allowed in **English Pleasure, Showmanship, and Conformation** classes. Draw reins, martingales, hackamores, and similar equipment are prohibited.

III-A.2.c. Conformity. The above appointments must be used by all exhibitors participating in classes outlined in the English (Saddle Seat) Division unless noted differently in the specific class requirement.

III-A.3. Position (For Equitation Classes)

III-A.3.a. General Appearance. The proper equitation seat should not be exaggerated but should be thoroughly effective and most comfortable for riding the type of horse called for at any gate and for any length of time. Riders should convey the impression of effective and easy control. Good riders will show themselves to their best advantage when riding. Ring generalship will be taken into consideration by the judge.

III-A.3.b. Basic Position. The seat is erect and appears comfortable and balanced. The rider's head should be up and shoulders back with a slight bend at the knees. The stirrup should then be adjusted

III-A.3.c. Hands. Hands should be held in an easy position (neither perpendicular nor horizontal to the saddle) and should show sympathy, adaptability, and control. The height at which the hands are held above the horse's withers is a matter of how and where the horse carries his head. The method of holding the reins is optional, except that both hands shall be used and the reins must be picked up at onetime. Bight of reins must fall on the off side of the horse.

III-A.3.d. Mounting and Dismounting. To mount, take up the reins with your left hand and place your hand on the withers. Stand facing the rear of the horse, grasp stirrup leather with your right hand, insert your left foot in the stirrup, and mount. To dismount, you may step down or slide down.

III-A.4. Class Routines

III-A.4.a. English Showmanship In-Hand Class

- (1) Refer to the standard showmanship class procedures and score card for ring and judging procedures.
- (2) Exhibitors should show horses with a curb rein when using a full bridle.

III-A.4.b. English Breeding or In-Hand Classes

- (1) Horses or ponies are judged on conformation, soundness, transmissible weaknesses, quality, breed character, and movement.
- (2) Horses or ponies will be shown in an acceptable English bridle or halter. Arabians must have a throat latch. Horses must be shown and handled by only one club member. No bats of any kind will be allowed; whips, however, will be permitted.
- (3) Horses or ponies will enter the ring in a counterclockwise direction at a walk or at the judge's directions. Horses or ponies will be judged individually and on the line at a walk and trot. Class procedure will be as directed by the judge, the ringmaster, or both.
- (4) When the top 10 animals have been placed, they will be lined up in order of placing by the ringmaster so that the public may see how the animals placed.

III-A.4.c. Saddle Seat Equitation Class

- (1) The rider's performance and skills are being judged in this class. The riders' basic position, use of hands and legs, and their ability to control and show their horses are important. The horse's and the rider's performance and execution, however, must be considered.
- (2) Riders will enter the ring in a counterclockwise direction and proceed **at least once** around the ring at each gait (walk, trot, and canter) and, on command, reverse and repeat each gait. The riders may be requested to perform additional tests.
- (3) **At the judges discretion, those riders chosen for a work off will** individually perform a given pattern within a set time period. The pattern may be composed of any combination of maneuvers listed in the optional list of tests listed later in this chapter under item III-A.4.c.(5). Failure to execute or complete the pattern will not result in disqualification but will be scored accordingly. Scores may be posted on completion of the class.
- (4) The pattern to be used should be posted 1 hour in advance. The pattern should test the rider's skill and be completed within 30 seconds. The pattern will be performed after the rail work.
- (5) The following is an optional list of tests for saddle seat riders. These optional tests are from the *US Equestrian Federation (USEF) Rulebook*, Equitation Article 2219:
 - (a) Circle at a trot.
 - (b) Performance on rail.
 - (c) Performance around ring.
 - (d) Feet disengaged from stirrups. Feet engaged. In the lineup only.

- (e) Change of diagonals down center of ring or on the rail.
- (f) Execute serpentine at a trot. A series of left and right half-circles off center of imaginary line where correct diagonal must be shown.
- (g) Back for no more than eight steps.
- (h) Figure-eight a trot demonstrating change of diagonals. Unless otherwise specified, it may be started either facing the center or away from the center. If started facing the center, it must be commenced from a halt. At left diagonal, rider should be sitting the saddle when left front leg is on the ground. When circling clockwise, rider should be on left diagonal; when circling counterclockwise, rider should be on right diagonal.
- (i) Execute serpentine at a canter on correct lead demonstrating a simple change of lead. This is a change whereby the horse is brought back into a halt or walk and restarted into a canter on the opposite lead.
- (j) Circle at the canter on the correct lead.
- (k) Figure-eight at canter on a correct lead demonstrating simple change of lead. (This is a change whereby the horse is brought back into a halt or walk and restarted into a canter on the opposite lead.) Unless specified, it can be started either facing the center or away from the center. If started facing the center, it must be commenced from a halt. Figures are commenced in center of two circles so that one lead change is shown.
- (l) Change leads down center of ring or on the rail demonstrating simple change of lead. The judge must specify exact lead changes to be executed and the beginning lead. In a simple change of lead, the horse is brought back to a halt or walk and restarted into a canter on the opposite lead from the halt or walk.
- (m) Ride without stirrups for a brief period of time, no more than 1 minute at the trotting phase. Riders may be asked to engage stirrups at a halt or walk.

III-A.4.d. Country English Pleasure Class

- (1) Horses and ponies will be shown at a flat walk, trot, and canter **at least once** around the ring in each direction. The reverse may be executed by turning the horse toward the rail or the center. **All horses should stand quietly and back readily.**
- (2) Horses and ponies will be judged on manners, action, and presence. All horses must be serviceably sound.
- (3) **There is to be no cross-entry between Saddle Seat English Pleasure and Country English Pleasure.**

III-A.4.e. Saddle Seat English Pleasure Class

- (1) Horses being shown in this class may be exhibited with set tails, weighted shoes, pads or wedges.
- (2) **Horses will be shown at a walk, trot, extended trot, canter, and hand gallop at least once around the ring in each direction. Horses may be asked to perform an extended trot. Horses may be reversed by turning toward either the rail or the center of the ring.**
- (3) Horses will be judged on their manners and way of going. All horses should stand quietly **and back readily.**
- ~~(4) — A maximum of only eight horses will gallop at one time. More than that number is considered to be unsafe.~~
- ~~(5) — Horses exhibiting in this class are not eligible to show in Three Gaited Park or Three Gaited Park Pleasure classes if they are offered.~~
- (4) **There is to be no cross-entry between Saddle Seat English Pleasure and Country English Pleasure.**

III-A.4.f. Academy Classes. Horses and ponies will compete in the same classes. Junior and Senior riders will also compete in the same classes. Exhibitors in Academy classes will not be eligible to compete in other Saddle Seat Division classes. Horses and ponies must be shown in proper Saddle Seat Division tack and attire with these exceptions: Vests are optional, and hats and coats are prohibited. These are invitational classes; exhibitors will not be eligible to compete at the Southern Regional Horse Show. **(These classes may not be offered on an annual basis.)**

- (1) Academy Showmanship Class. Exhibitors will be judged in accordance with the general showmanship-at-halter rules.
- (2) Academy Walk-Trot Equitation Class. To be judged on the rider's performance and horsemanship skills with emphasis on the proper use of hands, legs, and seat. Individual workouts may be requested from the approved Saddle Seat Class equitation tests listed earlier in this chapter under item [III-A.4.c.\(5\)](#) but cannot require a canter.
- (3) Walk, Trot, and Canter Equitation Class. To be judged on the rider's performance and horsemanship skills with emphasis on the proper use of hands, legs, and seat. Individual workouts may be requested from the approved Saddle Seat Class equitation tests listed above under item [III-A.4.c.\(5\)](#).

(4) **Walk-Trot Pleasure Class.** Exhibitors will be judged in accordance with the general rules for the **Saddle Seat English Pleasure and Country English Pleasure** classes listed earlier in this chapter under items [III-A.4.d](#) and [III-A.4.e](#).

(5) **Walk, Trot, and Canter Pleasure Class.** Exhibitors will be judged in accordance with the general rules for the Park and English Pleasure classes listed earlier in this chapter under items [III-A.4.d](#) and [III-A.4.e](#).

III-A.4.g. Hunter Pleasure—English-Type Class

(1) The class is open only to English-type horses and ponies, including Arabians, Morgans, Saddlebreds, and crossbreds from the above-mentioned breeds. Hunter and stock-type horses and ponies are ineligible. **This class is a point class in the Saddle Seat Division for the Trotting Class breeds. There is to be no cross-entering between this class and the Non-Trotting classes.**

~~(2) —Horses entered in this class are to be plain shod with natural tails.~~ **Subject to change. Refer to State Show Class List footnotes annually.**

(3) Junior and Senior riders compete in the same class.

(4) Horses will be required to walk, trot, and canter in both directions of the ring. Horses and ponies may be required to reverse direction at any gait except the canter.

(5) Horses and ponies will be required to back up on request and stand quietly.

(6) For appointments, refer to the Hunter Division appointments listed later in this chapter under [III-C.2.a. through 2.d](#).

III-A.4.h. Western Pleasure—English-Type Class

(1) The class is open only to English-type horses and ponies, including but not limited to Arabians, Morgans, Saddlebreds, and crossbreds from the above mentioned breeds. Hunter and stock-type horses and ponies are ineligible. **This class is a point class in the Saddle Seat Division for the Trotting Class breeds. There is to be no cross-entering between this class and the Non-Trotting Classes.**

(2) Horses entered in this class are to be plain shod with natural tails. **Subject to change. Refer to State Show Class List footnotes annually.**

- (3) Junior and Senior riders compete in the same class.
- (4) Horses and ponies will be required to walk, jog-trot, and lope-canter in both directions of the ring. Horses and ponies may be required to reverse directions at any gait except the lope-canter.
- (5) Horses will be judged on their manners and way of going. All horses should stand quietly and back readily.
- (6) For appointments, refer to the Western Division rules listed later in this chapter under items [III-E.2.a. through 2.d.](#) (Note: Only one hand is permitted on the reins if the entrant is riding with a curb bit.)

III-B. ENGLISH DIVISION—NON-TROTTING DIVISION

III-B.1. Overview

These classes are designated for non-trotting horses and ponies such as walkinghorses, racking horses, Rocky Mountains and Paso Finos. There will be no cross-entering into Trotting Division classes in the Saddle Seat Division. Horses and ponies will compete in the same class. Horses will be required to perform gaits appropriate to their respective breed. Non-Trotting Division championships include points accumulated in all Non-Trotting Division classes. The Non-Trotting Division classes are open to padded horses. **Refer to shoeing guidelines as outlined by the Kentucky Walking Horse KY-HIO Association.** **Action devices are prohibited on the show grounds.** All Non-Trotting Division entries are subject to inspection by a designated qualified person (DQP) prior to the class. Class winners are required to report to the DQP immediately after the class. Exhibitors failing a DQP inspection will not be permitted to show. Exhibitors in the Southern Regional Horse championships must conform to Southern Regional rules that may be different. Contact the Extension Horse Husbandry Office for a copy of the rules.

III-B.2.Appointments

III-B.2.a. Personal Appointment. All Non-Trotting Class exhibitors may show in Western, Hunter, or Saddle Seat Class attire as it conforms to the standards of the non-trotting breed they are exhibiting. Mixing of attire is prohibited. Exhibitors should follow attire rules as outlined according to their respective breed associations. The rider's attire should be appropriate for the time of day and should be conservative and well fitting. **A day coat with appropriate jodhpurs are acceptable. Riders are mandated to wear the protective headgear of any riding style (with fastened harness) that is approved by US Equestrian Federation (USEF). Refer to Rule 1-F.23 in this rulebook. The dress code will be strictly enforced unless the show managers make pre-approved changes.**

III-B.2.b. Tack. All Non-Trotting Class exhibitors may show in Western, Hunter, or Saddle Seat Class tack as it conforms to the standards of the non-trotting breed they are exhibiting. Mixing of tack is prohibited.

III-B.3. Position

III-B.3.a. General Appearance. The proper equitation seat should be relaxed and supple, yet erect in the saddle and in tune with the horse's natural motion. Any excessive motion in the saddle or swinging of the arms and legs should be penalized. An artificial or unnatural appearance in the saddle also should be penalized.

III-B.3.b. Basic Position. The rider's basic seat should be deep in the saddle with back erect and legs in line with the body. The arms should be relaxed with hands in a natural position that will allow maximum use of the hands as an aid to the horse. Reins should be held in the crossed-closed position. A rider should not be penalized for using the legs as an aid in executing gaits, but any excessive motion or pumping should be penalized.

III-B.4. Class Routines

III-B.4.a. Non-Trotting Showmanship At Halter Class. Refer to the standard Showmanship Class procedures and score card for ring and judging procedures (item [II.B.](#))

III-B.3.b. Non-Trotting Mares And Geldings In Hand Class

- (1) Horses or ponies are judged on conformation, soundness, transmissible weaknesses, quality, breed character, and movement.
- (2) Horses or ponies will be shown in appropriate equipment as indicated for their respective breed being exhibited. Horses must be shown and handled by only one club member.

III-B.3.c. Non-Trotting Equitation Class

- (1) To be judged on the rider's performance and horsemanship skills with emphasis on the proper use of hands, legs, and seat. Junior and Senior riders will compete in the same class.
- (2) Individual workouts may be required at the discretion of the judge but will be limited to those tests described earlier in this chapter for the Saddle Seat Equitation Class, item [III-A.4.c.\(5\)\(tests a, b, c, and e\)](#); a test designed by the judge; or both. All tests must test appropriate gaits for the breeds entered.

III-B.3.d. Go-As-You-Please And Other Non-Trotting Horse Two Gait English Pleasure

- (1) To be judged as a pleasure class based on manners, consistency, and way of going.
- (2) Horses will be required to work both ways of the ring at a “favorite walk” and “favorite intermediate gait” ~~or at a gait appropriate to their breed.~~ Horses will be required to stand quietly and back.
- (3) Walking and racking horses are ineligible to compete in this class. Junior and Senior riders will compete in the same class. Refer to the annual class list for cross-entry rules and footnotes.

III-B.3.e. English Non-Trotting (Two Gaits) Class

- (1) To be judged as a pleasure class based on manners, consistency, and way of going.
- (2) Horses will be required to work both ways of the ring at a walk and one other breed-appropriate gait. (A canter is not allowed.) Horses may be required to stand quietly or back, or both.

III-B.3.f. Western Non-Trotting (Two Gaits) Class

- (1) To be judged as a pleasure class based on manners, consistency, and way of going.
- (2) Horses will be required to work both ways of the ring at a walk and one other breed-appropriate gait. (A canter is not allowed.) Horses may be required to stand quietly or back, or both.
- (3) Junior and Senior riders will compete in the same class.

III-B.3.g. Walking Horse Pleasure (Three Gaits) Class

- (1) To be judged as a pleasure class based on manners, consistency, and way of going.
- (2) Horses will be required to work both ways of the ring at a flat walk, running walk, and canter. Horses will be required to stand quietly and back.
- (3) Junior and Senior riders will compete in the same class.

(4) Refer to the class list annually for cross-entry restrictions and footnotes.

III-B.3.h. Racking Horse Pleasure (Three Gaits) Class

- (1) To be judged as a pleasure class based on manners, consistency, and way of going.
- (2) Horses will be required to work both ways of the ring at a walk, slow rack, and fast rack. Horses will be required to stand quietly and back.

(3) Junior and Senior riders will compete in the same class.

(4) Refer to the class list annually for cross-entry restrictions and footnotes.

III-B.3.i. Other Non-Trotting Horse Pleasure (Three Gaits) Class

(1) To be judged as a pleasure class based on manners, consistency, and way of going.

(2) Horses will be required to work both ways of the ring. The appropriate gait calls are as follows: "Favorite Walk, Favorite Intermediate Gait, and Favorite Third Gait". ~~A flat walk or walk as exhibited by your breed, appropriate intermediate gait for the breed exhibited, and appropriate third gait for the breed exhibited.~~ For example, Paso Finos will be required to walk, corto, and largo. Horses will be required to stand quietly and back. Walking and racking horses are ineligible to compete in this class.

(3) Junior and Senior riders will compete in the same class. Refer to the annual class list for cross-entry rules and footnotes.

III-C. HUNTER DIVISION

III-C.1. Overview

The rules in this book will have precedence over all other rules. US Equestrian Federation (USEF) rules will be used for any hunt seat rules not covered in this book. Protective hard hats approved by US Equestrian Federation (USEF) with a fastened chin-strap and harness are required in all classes and when schooling over fences. **Refer to Rule 1-F.23 in this rulebook.**

Hunter classes are divided into Horse and Pony divisions. All animals must be serviceably sound. The Horse Division is open only to animals that measure more than 14.2 hands. The Pony Division includes all hunters that measure 14.2 hands or less. The Pony Division is divided into three additional sections, depending on the pony's size. Small ponies are a maximum height of 12.2 hands; medium ponies are over 12.2 hands but do not exceed 13.2 hands; and large ponies are larger than 13.2 hands but do not exceed 14.2 hands. All ponies will compete in the same class but may be judged over a different size fence that will be determined by the ponies' sizes (i.e., only one set of awards for small, medium, and large ponies). **Horses and ponies will not be allowed to cross-enter between divisions or sections. All ponies entered in the Hunter Pony divisions must be measured at their respective district shows by a NC Certified Measurer unless the exhibitor can provide show management an USEF or NCHJA permanent pony card, which will be honored. Refer to**

http://www.cals.ncsu.edu/an_sci/extension/horse/Webpages/NCSSU_EHH_Certified_Me

[asurers.html](#). Ponies showing exclusively in the Short-Stirrup Division are not required to be measured. Pony heights may be protested. Refer to Rule I.G.1. in this rulebook.

III-C.2. Appointments

III-C.2.a. **Personal Appointment.** Protective headgear approved by US Equestrian Federation (USEF) will be required in all Hunt Seat classes and when schooling over fences. **Exhibitors showing in the Hunt Seat division must wear approved hard hats with a fastened harness.** Clothing must be clean, neat, and appropriate for hunter classes. Riders must wear coats, boots, breeches, and hunting caps. Clean shirts with stock and pin or ratcatcher and choker are preferred. The coat should be any tweed or melton acceptable for hunting (including conservative wash jackets in season). Breeches should be in traditional shades of buff, gray, rust, beige, or canary (jodhpur included), and high English boots or jodhpur boots should be worn. Black, dark-blue, or brown hunt caps or derbies are required. Spurs of the unroweled type, gloves, crops, or bats are optional. Gloves are preferred in the equitation class and should be heavy wash leather or brown leather. **Safety or flack vests are considered optional attire or equipment in all divisions and classes and may be worn either over or under approved riding attire. The dress code described will be strictly enforced unless the show managers make pre-approved changes.**

III-C.2.b. Tack. Clean English forward-, hunting-, or dressage-type saddles. Saddles may have suede seats or suede inserts on the skirts. Regulation snaffle and pelham of full bridle, all with a cavesson noseband, are required. Breast plates are optional. Martingales are optional in over-fences classes. Martingales are not allowed in any under-saddle classes, including Hunter Hack and the flat portion of the Hunt Seat Equitation Over Fences classes. Draw reins and hackamores are all prohibited. Boots and bandages are prohibited with the exception of Hunt Seat Equitation classes. The judge, at his or her own discretion, may penalize a horse with nonconventional bits, nosebands, or equipment.

III-C.2.c. Sidesaddles. Sidesaddles are considered appropriate with proper saddle attire for ladies. Refer to US Equestrian Federation (USEF) guidelines for proper attire specifications.

III-C.2.d. Applicability. The above appointments must be used by all exhibitors participating in classes described in the Hunter Division unless noted differently in a specific class requirement.

III-C.3. Position

III-C.3.a. General Appearance. Riders should have workmanlike appearance, with light, supple seat and hands that convey the impression of complete control should any emergency arise.

III-C.3.b. Basic Position. The eyes should be up and shoulders back. Toes should be out at an angle best suited to the rider's conformation, ankles flexed in, heels down, and calf of leg in contact with the horse and slightly behind girth. Iron maybe either under the toe, under the ball of the foot, or **slightly** behind ball of the foot.

III-C.3.c. Position in Motion. At the walk, sitting trot, and canter, the rider's body should be a couple of degrees in front of the vertical; at posting trot, inclined forward; and at galloping and jumping, at the same inclination as the posting trot.

III-C.3.d. Hands. Hands should be over and in front of the horse's withers, knuckles 30 degrees inside the vertical with hands making a straight line from horse's mouth to rider's elbow. Hands should not be held tightly together. Method of holding reins is optional, and the bight of the reins may fall on either side, but it is more acceptable for the bight of the reins to lie on the off side. The rider should maintain light contact with the horse's mouth at all times except when standing still.

III-C.3.e. Reins. The rein of a snaffle bridle may be held either outside the little finger or between the third and little finger. The snaffle rein of a pelham or full bridle should be held outside the little finger and curb rein between the third and little finger or between the second and third fingers. In either case, reins should be picked up at the buckles by the right hand, then straightened and separated in correct order by the fingers of the left hand, then pulled taut and adjusted to even pressure in **both hands**.

III-C.3.f. Mounting and Dismounting. To mount, take up the reins in your left hand and place your hand on the withers. Grasp stirrup leather with your right hand, and insert left foot in stirrup and mount. To dismount, either step down or slide down. The rider's size must be considered.

III-C.4. Class Routines

III-C.4.a. Hunter Showmanship Class

(1) The class procedure and judging will be as outlined in this manual for the uniform Showmanship Class procedure and scorecard (items [II-B.3](#) and [II-B.4](#)). The horse's conformation **will not** be considered in the judging or scoring.

(2) Hunters may be shown in an acceptable hunting bridle or halter. A hunting bridle is preferred.

(3) Horse's manes and tails should be braided or shown unbraided. All manes and tails should be neat and properly thinned. If the mane is braided, however, the tail should also be braided.

- (4) Horses will be asked to walk and trot on the line. All horses should stand squarely or in the traditional hunter stance. The method of posing horses should remain uniform throughout the class.
- (5) Exhibitors must wear the proper hunting attire when showing.
- (6) Hooves should be clean and treated with a good hoof dressing that will give the appearance of a healthy foot (use of hoof black is discouraged).

III-C.4.b. Hunter Horses and Hunter Ponies In-Hand Classes

- (1) Horses are judged on conformation, soundness and transmissible weaknesses, quality, condition, breed character, and way of going at the judge's discretion.
- (2) Horses will be shown in an acceptable hunting bridle or a suitable halter. Horses must be handled and shown by only one club member. **No whips or bats** of any type will be allowed.
- (3) Horses will enter the ring in a counterclockwise direction at a walk or at the direction of the judge. Subsequent procedures will be as directed by the judge, ring steward, or both. Horses will be examined and judged individually and then at a walk and trot in hand.
- (4) When the top 6 to 10 horses have been placed, they will be lined up in order of placing by the ringmaster so that the public may view the results.

III-C.4.c. Hunt Seat Equitation On the Flat Class

- (1) Each rider's performance and skills are being judged. The rider's basic position, use of hands and legs, and his or her ability to control and show the horse are important. But the horse's and the rider's performance and execution of tests must be considered. **Riders will be tested on the rail only during the preliminary heats. Finalists will be required to perform individual patterns.**
- (2) The judge will evaluate each rider on his or her individual skills and execution of the tests.
- (3) **The final riders will be required to perform a pattern and may be required to perform additional work on the rail to determine final placings. Riders shall enter the ring at the direction of the ring steward. If additional rail work is requested, the riders will proceed at least once around the ring at each gait (walk, trot, and canter) at least one direction of the ring, and, on command, reverse and repeat.** The riders may be

requested to gallop in safe groups (of eight horses or less) and perform additional tests. The reverse may be executed by turning either toward or away from the rail.

- (4) Riders **will not** be required to jump.
- (5) The following optional tests may be used for Hunt Seat Class riders:
 - (a) Answer any question on horses, tack, or riding.
 - (b) **Execute a working trot sitting, working trot rising, or a working trot showing a lengthening of stride (either sitting or rising).**
 - (c) Walk back.
 - (d) Walk from a gallop with the emphasis on the rider's hands.
 - (e) Halt from a canter.
 - (f) Dismount and remount in the lineup.
 - (g) Ride without stirrups.
 - (h) Maintain a counter-canter.
 - (i) Demonstrate a half turn on forehand, a half turn on the haunches, or both.

III-C.4.d. Hunt Seat Equitation Over Fences Class

- (1) **Riders will be judged on hands, seat, use of aids, and control.** Each entry will individually execute a course consisting of 6 to 10 jumps with a minimum of four obstacles.
- (2) Except for jumping disobediences, jumping faults of the horse are not to be considered unless they are the rider's responsibility. Three cumulative disobediences; fall of the horse, rider, or both; or going off course will result in automatic elimination. Eliminated riders will leave the ring immediately unless given permission to take one schooling jump when leaving.
- (3) The course should be designed by the show committee or qualified horseman and must meet the approval of the judge. The course diagram should be posted 1 hour before the class is called and should contain at least one change of direction.
- (4) The **maximum heights** of fences shall be the following:

- (a) **Senior riders on hunter horses: 3 feet, and the distance between the in and out should be 24 to 26 feet.**
- (b) **Junior riders on hunter horses: 3 feet, and the distance between the in and out should be 24 to 26 feet.**
- (c) **Short-Stirrup riders: 2 feet.**
- (d) **Large ponies: 2 feet 6 inches, and the distance between the in and out should be 22-24 feet.**
- (e) **Medium ponies: 2 feet 3 inches, and the distance between the in and out should be 20-22 feet.***
- (f) **Small ponies: 2 feet, and the distance between the in and out should be 20-22 feet.***

(5) Following the jumping performance, any or all of the entries may be called back to perform at a walk, trot, and canter on the rail and to execute any appropriate test included earlier in this chapter under [III-C.4.c.\(7\)](#).

(6) Fences must conform to those listed for working hunters. The first fence must be vertical (brush or post and rail) and can be set 3 inches lower than the other fences, except in Short-Stirrup Division classes.

III-C.4.e. Working Hunters and Working Pony Hunters Over Fences Classes

(1) Horses will be judged on performance, manners, hunting pace, style of jump, and way of moving as well as suitability for actual use in the hunting field.

(2) All horses must be serviceably sound. Horses must be placed on performance before being considered for soundness. Finalists will be jogged in hand past the judge for soundness in order of performance. Any horse showing lameness, impaired vision, or impaired vision shall be refused an award at the judge's discretion. It is suggested that the judge call the top eight horses back.

(3) Each horse will individually negotiate a course consisting of at least eight jumps with a minimum of four obstacles. At least one change of direction is **recommended**. The course diagram should be posted 1 hour before the class is called. Judging will start when the horse enters the arena and end when the horse leaves the arena.

(4) Management must provide at least one practice jump. This jump should be in a warm-up ring or arena. The use of additional practice jumps is encouraged.

(5) Pony hunter classes will be combined for small, medium, and large ponies with the same course and one set of awards being used. The ponies may jump different size fences as outlined in these rules.

(6) The **maximum** heights of fences are as follows:

(a) Working Hunters, Senior Riders: 3 feet 0 inches

(b) Working Hunters, Junior Riders: 3 feet 0 inches

(c) Large Pony Hunters: 2 feet 6 inches

(d) Medium Pony Hunters: 2 feet 3 inches

(e) Small Pony Hunters: 2 feet 0 inches *

(7) Hunter Courses

(a) Selected Jumps:

? Brush

? Post and rail

? Chicken coop

? Gate

? Stone wall

? White board fence

? Ascending oxers (Back element must be 3 inches higher and preferably 6 inches.) Chicken coops hinged at the top and free at the bottom, hogbacks, triple bar jumps, striped rails, parallel bars, square oxers and targets are **prohibited**.

(b) Suggestions:

? The first jump must be a brush or vertical set 3 inches lower than the rest (brush preferred). In-and-outs and oxers are prohibited as the first jump.

? The course should include one in-and-out. The distance should be changed for small, medium, and large ponies. **In-and-out distances: Small Pony:**

20-22 feet; Medium Pony: 20-22 feet; Large Pony: 22-24 feet; Horse 24-26 feet.

- ? All jumps should appear solid. Adequate poles and cups are needed to fill in blank spaces.
- ? Ground lines should be placed on the ground in front of all fences.

(8) When designing a working hunter course, the jumps should be spaced a minimum of 48 feet apart, but all intervals must be in multiples of 12 feet (for example, 48 feet, 60 feet, 72 feet, or 84 feet) from the base of the fence on the landing side of the first obstacle to the base of the fence on the take-off side of the second obstacle in the line.

(9) Faults

- (a) An even hunting pace is required for a good performance. Faults such as excessive speed, breaking gaits, and wrong leads will be penalized.
- (b) Jumping form and style will be considered. Unsafe jumping will be penalized, regardless of whether the jump was cleared.
- (c) Light touches are not to be considered in the jumping but may be recorded for reference in extremely close competition. Touching brush only on a brush jump is not to be scored as a touch.
- (d) When a horse makes two faults at an obstacle, only the major fault on the top element will be scored. Disobediences are cumulative and count in addition.
- (e) When an obstacle contains more than one jump, faults are scored on each jump.
- (f) In case of refusal or run-out on an obstacle that contains more than one jump, entry may rejump previous as well as remaining jumps.
- (g) Three cumulative disobediences, a fall of horse or rider, or going off course disqualifies the entry. Dismissed contestants will exit promptly.

(10) The following faults are scored according to the judge's opinion and, depending on severity, may be considered minor or major faults:

(a) Minor or major faults

- ? Showing an obstacle to a horse
- ? Spooking

- ? Missing a lead change
- ? Jumping out of form
- ? Kicking out
- ? Jumping into corners of obstacles

(b) Major faults

- ? Knockdown of any part of an obstacle
- ? Bucking
- ? Refusals
- ? Trotting while on course when It is not specified
- ? Circling while on course
- ? Stopping for loss of shoe or broken equipment
- ? Dangerous jumping

(c) Elimination faults

- ? Three refusals
- ? Bolting from the ring
- ? Going off course
- ? Fall of horse or rider
- ? Jumping a fence before it is reset

(d) The following may or may not be considered faults, depending on their severity and frequency:

- ? Light rubs
- ? Excessive show of animation
- ? Swapping leads in a line

- ? Adding or eliminating a stride in a line
- ? Late lead changes

III-C.4.f. Horse and Pony Hunters Under Saddle Class

- (1) Horses and ponies are to be judged on performance, way of going, manners, and suitability of horse and rider at the judge's discretion. All animals will be shown both directions of the ring at a walk, trot, and canter. The judge may request any or all animals to hand gallop in groups that will be safe for mounts and riders. Emphasis will be placed on the mount's performance and way of going.
- (2) Mounts must back easily and stand quietly.
- (3) Mounts should perform without undue restraint, but light contact with the mouth should be maintained. Mounts should be under control at all times.
- (4) Large numbers in this class may necessitate elimination heats to accommodate all entries. It is suggested that no more than 25 horses compete per heat, regardless of arena size.

III-C.4.g. Bridle Path Hack Class

- (1) Horses will be judged on their **ability to give a pleasurable ride**, manners, performance, and suitability to purpose. Emphasis will be placed on ability to give a pleasurable ride and manners.
- (2) Horses enter the ring at a trot and are shown on the flat at a walk, trot, or canter on a reasonably loose rein **without loss of contact with the horse's mouth.**
- (3) Horses must work both ways of the ring at all gaits to demonstrate their ability with different leads. Horses may be required to go from one gait to another gait or extend any gait at the judge's discretion.
- (4) The judge may ask finalists to hand gallop, but never more than a safe number of horses should gallop at one time (a suggested maximum of eight).
- (5) Horses will be required to back easily and stand quietly.
- (6) Any portion of a class or heat may be placed on the rail for extra work by the judge at any time. Any extra rail work must be conducted in both directions.

(7) Entries shall be **penalized** for being on wrong lead but not necessarily disqualified. Excessive speed, breaking gait, tossing of head, and going sideways are to be penalized.

III-C.4.h. Hunter Hack Class

(1) **Horses and ponies will first be required to negotiate two jumps**, with a minimum of 48 feet between jumps. Jump distances may be set greater than 48 feet apart but must be in increments of 12 feet. Minimum jump heights will be 2 feet for ponies and 2 feet, 6 inches for horses. Martingales are not allowed.

(2) **A minimum of the top 15 horses and ponies and all ties will be selected by the judge to be judged on the rail, according to Hunter Under Saddle Class rules. The judge will have the option to work horses and ponies both directions of the ring; however, only one direction will be required.**

III-C.4.i. Hunt Seat Equitation Medal Class

(1) This class is offered to Junior and Senior 4-H members, exhibiting either a horse or pony, who placed either first or second at the district show in the Hunt Seat Equitation Over Fences Class (horse or pony).

(2) **This class does not offer points towards Southem Regional qualification.**

(3) Courses will consist of two changes of direction ~~and at least one combination fence (in and out).~~

(4) Fence heights will be set according to the recommended horse and pony heights set forth in this manual.

(5) The class will be judged as an equitation class over fences first, followed by equitation on the flat.

(6) A minimum of the top 10 riders and all ties may be selected from the fence work to return for flat work on the rail.

III-C.4.j. Restricted Working Hunter Over Fences Class

(1) The class is offered to Junior and Senior 4-H members exhibiting horses and ponies.

(2) Fence heights will be a maximum of 2 feet 3 inches for horses and 2 feet for ponies.

(3) The class will be judged according to the Working Hunter Class rules in this rulebook.

(4) Exhibitors are ineligible to compete in the Short-Stirrup Division. Each horse and rider may earn points toward Southern Regionals by competing in the other Junior and Senior Division point classes (Working Hunter Under Saddle, Hunter Hack, and so forth). They may also participate in the Baby Novice Combined Training Class (if offered) but may not cross-enter into the Working Hunter Over Fences or Equitation Over Fences classes.

(5) This class does not offer points towards Southern Regional qualification.

III-C.4.k. Restricted Hunt Seat Equitation Over Fences Class

(1) The class is offered to Junior and Senior 4-H members exhibiting horses and ponies.

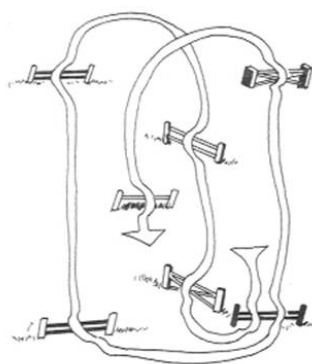
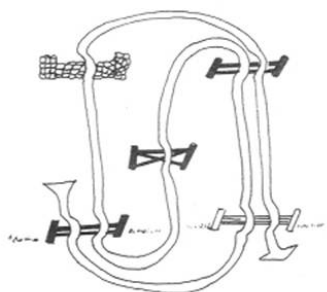
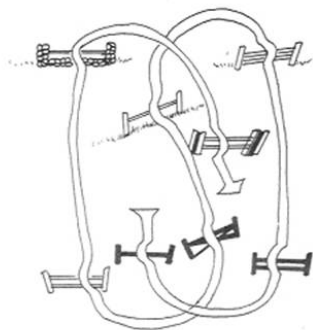
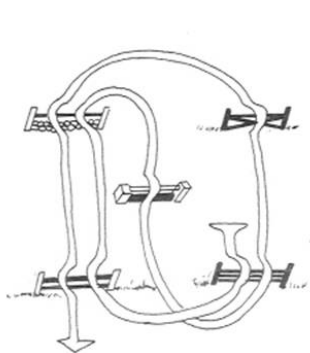
(2) Fence heights will be a maximum of 2 feet 3 inches for horses and 2 feet for ponies.

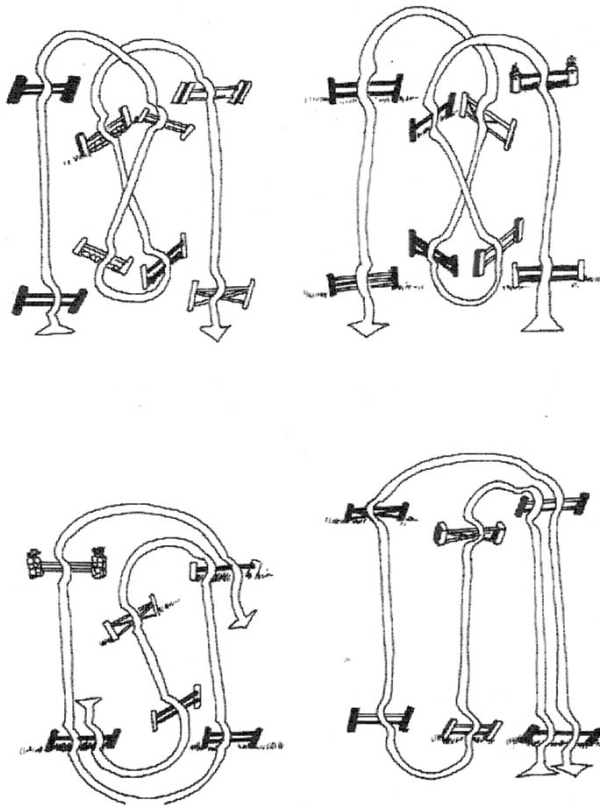
(3) The class will be judged according to the Hunt Seat Equitation Over Fences rules in this rulebook.

(4) Exhibitors are ineligible to compete in the Short-Stirrup Division. Each horse and rider may earn points toward Southern Regionals by competing in the other Junior and Senior Division point classes (Working Hunter Under Saddle, Hunter Hack, and so forth). They may also participate in the Baby Novice Combined Training Class (if offered) but may not cross-enter into the Working Hunter Over Fences or Equitation Over Fences classes.

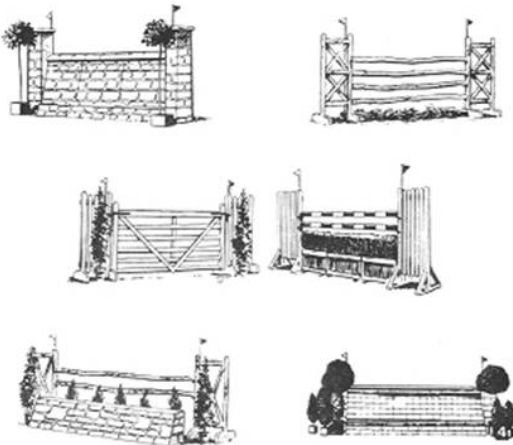
(5) This class does not offer points towards Southern Regional qualification.

III-C.5. Suggested Hunter Class Courses (1 through 8)

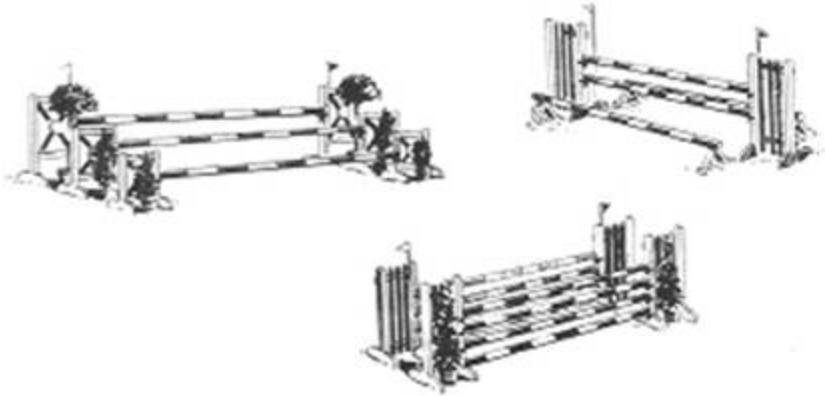




III-C.6. Acceptable Hunter Class Fences



III-C.7 Illegal Hunter Class Fences



III-D. SHORT-STIRRUP DIVISION

III-D.1. Overview

Rules in this book will have precedence over all other rules. US Equestrian Federation (USEF) rules will be used for any hunt seat rules not covered in this book. **Refer to the Hunter Division rules in this chapter for a description of appointments, positions, and additional information on class routines** ([Chapter III, Section C](#)).

Classes in the division are open to 4-H members age 9 to 12 who are in their first two years of showing over fences. The division is specifically designed for inexperienced Junior riders in the Hunt Seat Division. Verification of a youth's eligibility is required by a volunteer leader. This division is a qualifying division at the district shows. Entries in this division at the State Show must have qualified in this division at their respective district show. Short-Stirrup Division may also show in Showmanship at Halter Class, Pleasure Pairs Class, One Halter (Conformation) Class, **any Dressage Class test, Baby Novice Combined Class test and the Costume Class. Short-Stirrup Division exhibitors are not restricted from qualifying in Western Division, Speed Events Division, Dressage, or Saddle-Seat Division classes, but may not crossover into Junior Hunt Seat Division classes. Four-H members showing (qualifying) exclusively in Short-Stirrup Division classes may not**

compete in Versatility Class. Four-H'ers showing exclusively in Short Stirrup are not eligible to show at Southern Regionals.

III-D.2. Class Routines

III-D.2.a. Short-Stirrup Showmanship Class. This class is open to horses and ponies exhibited in accordance with rules listed under Chapter II of this manual.

III-D.2.b. Short-Stirrup Working Hunter Over Fences Class

- (1) This class is open to horses and ponies exhibited in accordance with rules listed earlier in this chapter under [III-C.4.e.](#)
- (2) Jump heights may not exceed 2 feet.

III-D.2.c. Short-Stirrup Working Hunter Under Saddle Class. This class is open to horses and ponies exhibited in accordance with rules listed earlier in this chapter under [III-C.4.f.\(1 through 4\)](#).

III-D.2.d. Short-Stirrup Hunt Seat Equitation Over Fences Class

- (1) Horses and ponies may compete in accordance with the rules listed earlier in this chapter under [III-C.4.d.\(1 through 6\)](#).
- (2) Jumping heights may not exceed 2 feet.

III-D.2.e. Short-Stirrup Hunt Seat Equitation On-the-Flat Class

- (1) This class is open to horses and ponies exhibited in accordance with the rules listed earlier in this chapter under [III-C.4.c \(rules 1 through 7\)](#).
- (2) **Riders will be tested on the rail only.** The optional list of equitation tests will be restricted to tests listed earlier in this chapter under items [III-C.4.c.\(7 \)\(a, b, c, e, f, g, and h\)](#). Use of optional equitation tests is at the judge's discretion.

III-E. WESTERN HORSES AND PONIES DIVISION

III-E.1. Overview

Rules in this book will have precedence over all other rules. American Quarter Horse Association (AQHA) rules will be used for any Western Division rule not covered in this book. Western-type horses and ponies will be shown in proper western tack with the riders dressed accordingly. Western hats and boots will be required in all classes. All horses must be serviceably sound. Western Division ponies are 14.2 hands and under (58 inches), and Western Division horses are more than 14.2 hands. **All ponies entered in the Western Pony divisions must be measured at their respective district shows by a NC 4-H Horse Program Certified Measurer unless the exhibitor can provide show management with an USEF or NCHJA permanent pony card. Refer to**

http://www.cals.ncsu.edu/an_sci/extension/horse/Webpages/NCSU_EHH_Certified_Measurers.html

Ponies showing exclusively in Speed Events and Little Britches divisions are not required to be measured. Pony heights may be protested. Refer to Rule I-G.1 in this rulebook. The use of medications, drugs, and other substances will be governed according to US Equestrian Federation Rules.

III-E.2.Appointments

III-E.2.a. Personal Appointment. Clothing must be neat and clean. Riders shall wear western hats and boots. Long-sleeve shirts with a collar are required. Appropriate neckwear is preferred. Halter-tops or other shirts without sleeves or collars are inappropriate and will result in automatic **disqualification** of entry. Spurs, chaps, or similar equipment are optional in riding classes. **Use of protective headgear for any riding style (with fastened harness) as approved by US Equestrian Federation (USEF) is mandatory. Refer to Rule I-f.23 in this rulebook.** Safety or flack vests are considered optional in all divisions and classes and may be worn either over or under approved riding attire. The dress code described will be strictly enforced unless the show managers make pre-approved changes.

III-E.2.b. Tack. The saddle must be a western type and must fit the rider. Exhibitor numbers are required on both sides of the saddle pad. A hackamore, snaffle, or curb bit may be used. Silver equipment will not count over a good working outfit. Reins may be split or

romal. Curb straps or chains must be flat and not less than ½-inch wide. Tie-downs, draw reins, and martingales are prohibited. Carrying of rope, hobble, slicker, or similar equipment is optional. Mechanical hackamores and tie down straps are prohibited except in Speed Events Division classes. A mechanical hackamore is considered to be any hackamore with metal under the jaw or metal used in a leverage action. The judge or show officials may disqualify any entry using equipment that they deem too severe or request the alteration of such equipment. Refer to the information on suggested acceptable and unacceptable equipment later in this chapter under [III-F](#).

III-E.2.c. Junior horses or ponies, **age 5 or younger**, may be shown with a snaffle bit or bosal, using two hands on the reins in accordance with the following rules:

- (1) Horses are to be shown in plain headstall, standard stall, or silver headstalls (browband, shaped ear, or split ear). Only smooth ring snaffles are permitted with a broken mouthpiece (conventional O-ring, egg butt, or D-ring) with a ring no larger than 4 inches and no smaller than 2 inches. A loose leather curb strap, attached below the reins, is optional.
- (2) A braided rawhide or leather bosal may be used in lieu of a snaffle bit no larger than 3/4 inch in diameter at the cheek. There must be a minimum of two finger spaces (approximately 1 1/2 inches) between the bosal and nose. Absolutely no metal under the jaw or the noseband in connection with the bosal will be permitted.
- (3) Standard, leather, or woven split reins are mandatory. Reins must be attached above the curb strap and held close to the pommel with 4 inches of the saddle horn. Reins held tight (in a straight line from the bit to the hands) or excessively loose will be penalized.
- (4) Exhibitors may not enter the show arena with any kind of training device, tack, or equipment. Training devices include any equipment not described above. Martingales, tie-downs, and nosebands are prohibited.
- (5) Head carriage should be quiet and natural. Horses will be penalized for carrying their heads excessively low, behind the vertical or nosing out.
- (6) Age-eligible horses exhibited in 4-H shows in snaffle bit classes are not to have been shown in curb bits during that calendar year or previous year.
- (7) Horses meeting the above requirements are eligible to participate in all Western Division classes.

III-E.2.d. The above appointments will be required by all exhibitors entering classes in this division unless specifically exempted.

III-E.3. Position

III-E.3.a. General Appearance. Riders shall convey a neat, workmanlike position with complete and easy control over their horses.

III-E.3.b. Seat and Position of Hands, Legs, and Feet

(1) Basic position. The rider should sit in a comfortable, balanced, relaxed, and flexible manner. The rider should sit in the middle of the saddle with thigh, knee, and upper calf in contact with the horse. Lower legs may hang straight down from the knee forward to the stirrup or with a slight bend in the knee, depending on the type of saddle. In either position, stirrups should be just long enough for heels to be lower than the toes. Feet should be placed in stirrups with boot heels touching stirrups or on the balls of the feet. Riding with one's weight on the toes will be penalized. Toes should be turned only slightly out with ankles flexed in toward the horse in a comfortable position. The lower legs and feet should be kept close to the horse's body but not in contact, except when applying aids. When in proper position, the rider should maintain a straight line from the shoulders through the hips and along the back at a trot.

(2) Arms and hands. Arms and hands should be held in an easy, relaxed manner. Upper arms should be held in a straight line with the body. Only one hand is to be used for reining, and hands shall not be changed on reins. One hand should be around the reins with one finger between split reins. Use of romal reins is permitted without a finger between the reins. Reins are to be carried immediately above to slightly in front of the saddle horn. Reins should be gathered such that light contact in the horse's mouth is maintained. The tails of the reins should fall on the same side of the horse as the reining hand. At a walk, the freehand and lower arm may hang naturally to the side or be carried parallel to the belt. At a trot and lope, the free arm and hand should be kept quiet and relaxed. (Arms should not be rigid and unnatural, but excessive jumping with the free arm will be penalized.)

III-E.3.c. Position in Motion. The rider shall sit to the trot and not post. At the lope he should be close to the saddle. The rider should lean forward with increasing speed, keeping the upper part of the body parallel with the horse's line of thrust. All movements of the horse should be governed by the use of imperceptible aids. Exaggerated shifting of the rider's weight is not desirable and will be discriminated against in the judging.

III-E.3.d. Mounting and Dismounting

(1) Control the horse by taking up the reins in your left hand and adjusting them to feel the bit, and hold the horse steady.

- (2) It is preferred that the rider stand on the horse's left side with his or her back to the horse's head, twisting the near stirrup with the right hand and placing the left foot in the stirrup. The left hand will hold the reins with light contact maintained on the horse's mouth, resting in front of the wither with the right hand on the saddle horn. The rider should spring up with the right leg, keeping his or her body close to the horse and settling **easily** into the saddle. Riders may mount facing toward the horse's head and stepping up into the saddle without discrimination or penalty, but horses must stand quietly and be under control.
- (3) Slip the right foot into the off stirrup, and assume basic position.
- (4) The horse should stand while mounting until given the signal to move out.
- (5) To dismount, reverse the above procedures and step down, facing the horse's head.

III-E.4. Class Routines

111-E.4.a. Western Showmanship at Halter Class

- (1) Exhibitors will follow the procedures outlined in the uniform showmanship scorecard described in this manual (item II-B).
- (2) All horses will be shown in an acceptable halter and lead. Exhibitors will wear western attire. Chaps and whips are prohibited.
- (3) Horses may be shown with a thinned mane, or the mane can be roached. If the mane is roached, a lock should be left on the withers. Tails should be combed and thinned to an appropriate length for the respective breed.
- (4) Western horses should stand squarely on all four feet when being posed.

111-E.4.b. Western Stock-Type Horses Or Ponies At Halter Class

- (1) Horses will be judged on conformation, soundness and heritable weaknesses, condition, quality, breed character, and way of going at the judge's discretion. Emphasis will be placed on structural correctness, soundness, and the relationship of form to function.
- (2) Horses must be shown in a clean, properly fitted halter. Horses must be shown and handled by only one club member. **No whips or bats** of any type are allowed.

(3) Horses will enter the ring at the judge's discretion and walk and trot on the line. Subsequent procedures will be as directed by the judge or ringmaster. Horses will be examined and judged individually.

(4) Upon completion of class placing, the judge will line up the top 6 to 10 horses in order of placing for public viewing.

111-E.4.c. Stock Seat Equitation Class

(1) The rider's performance and horsemanship skills will be judged. The riders basic position, use of hands and legs, and ability to control and show a horse are important, but the horse and rider's performance and execution of a pattern must be considered.

(2) Each entry will first, **individually** execute a posted pattern within a 30-second period and be scored. Failure to execute or complete the pattern within the designated time will not result in disqualification but will be scored accordingly. Individual scores will be posted upon completion of the class **if possible**.

(3) The pattern to be used should be posted at least 1 hour before the class begins. The judge and show committee should work together to design a pattern that will objectively test the rider's skill. The optional list of tests listed later in this section, item III-E.4.c.(6), should be used as a guide in designing a pattern. Tests may be combined.

(4) The judge will use the above scores in determining which riders will be given additional individual or rail work.

(5) Entries that are selected for rail work will enter the ring in a counterclockwise direction. Riders will proceed at once around the ring at each gait (walk, jog or appropriate gait, and lope) **at least one direction of the ring, but may be asked to reverse and repeat**. Entries may be requested to gallop in safe groups (maximum of eight entries) and perform additional work. Judges may request riders to perform an upward or downward transition to or from any gait. Horses will be requested to reverse only at a walk or trot. The finalists must be given rail work before final placing.

(6) The optional tests for Stock Seat Class riders are as follows:

(a) Answer any questions about horses, tack, or equitation.

(b) Back.

(c) Dismount and mount.

(d) Execute a figure eight at a trot.

- (e) Lope and stop.
- (f) Execute a figure eight at a lope on the correct leads, demonstrating a simple change of lead. A simple change of lead is when the horse is brought back into a walk or jog at the center of the circle and restarted into a lope on the opposite lead.
- (g) Ride without stirrups.
- (h) Execute a figure eight at a lope, demonstrating a flying change of leads.
- (i) Change leads down a straight line, demonstrating a simple change of leads.
- (j) Demonstrate a rollback.
- (k) Demonstrate a sliding stop.
- (l) Execute a 180-degree turn.
- (m) Execute a 360-degree turn or spin.
- (n) Execute an extended trot or hand gallop.
- (o) Execute a sidepass.
- (p) Pivot—both ways.
- (q) Lope circles of varying sizes and at varying speeds.

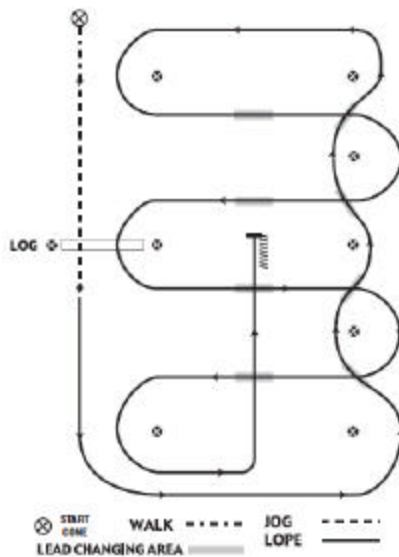
III-E.4.d. Western Riding Class

- (1) The horses will be judged on riding quality of gaits (walk, trot, and lope), change of leads, response to rider, manners, disposition, and intelligence. Entries will be judged according to AQHA rules.
- (2) The Western Riding class is a competition on the performance of a sensible, well-mannered, and easy moving ranch horse that has the athletic ability and handiness to do a variety of ranch jobs as well as give its rider a pleasant ride over trails or in open country. This competition is not a race or a stunt and should not be confused with equitation classes in which the rider is judged.
- (3) Each horse and rider will perform the Western Class riding patterns and routines individually. If the pattern is changed, the contestants should be notified and the pattern to be

used should be posted 1 hour before the class is called. The pattern specifications are as follows:

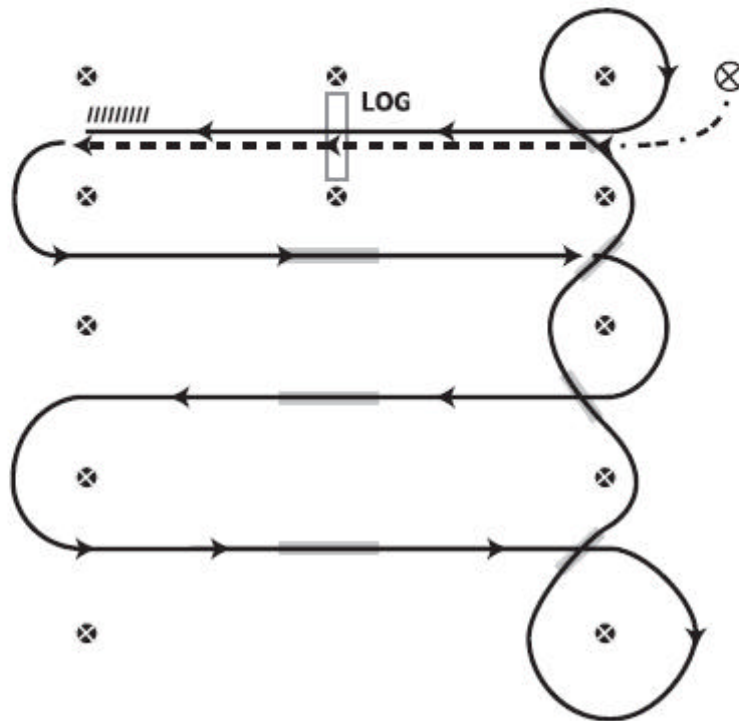
- (a) The eight small circles represent pylon markers, which are recommended. These should be separated by a uniform measured distance of not less than 30 feet nor more than 50 feet on the sides with five markers (see pattern illustrations below). In Pattern I, the three markers on the opposite side should be set adjacent to the appropriate markers. It is recommended that markers be set a minimum of 15 feet from the fence and with a 50- to 80-foot width in the pattern, as the arena permits.
- (b) A solid log or pole should be used that is a minimum of 8 feet in length.
- (c) The long serpentine line indicates the direction of travel and gaits at which each horse is to move. The recommended lead changing point is equal to $\frac{1}{2}$ stride length before or after the center point between the markers. **The shaded area represents the lead changing area between the markers.** The dotted line (...) indicates walk, the dash line (---) jog, and the solid line () lope; the squiggly line (zzzz) indicates the back.
- (d) Western Class Riding Patterns

WESTERN RIDING PATTERN I



1. Walk at least 15' & jog over log
2. Transition to left lead & lope around end
3. First line change
4. Second line change
5. Third line change
6. Fourth line change lope around the end of arena
7. First crossing change
8. Second crossing change
9. Lope over log
10. Third crossing change
11. Fourth crossing change
12. Lope up the center, stop & back

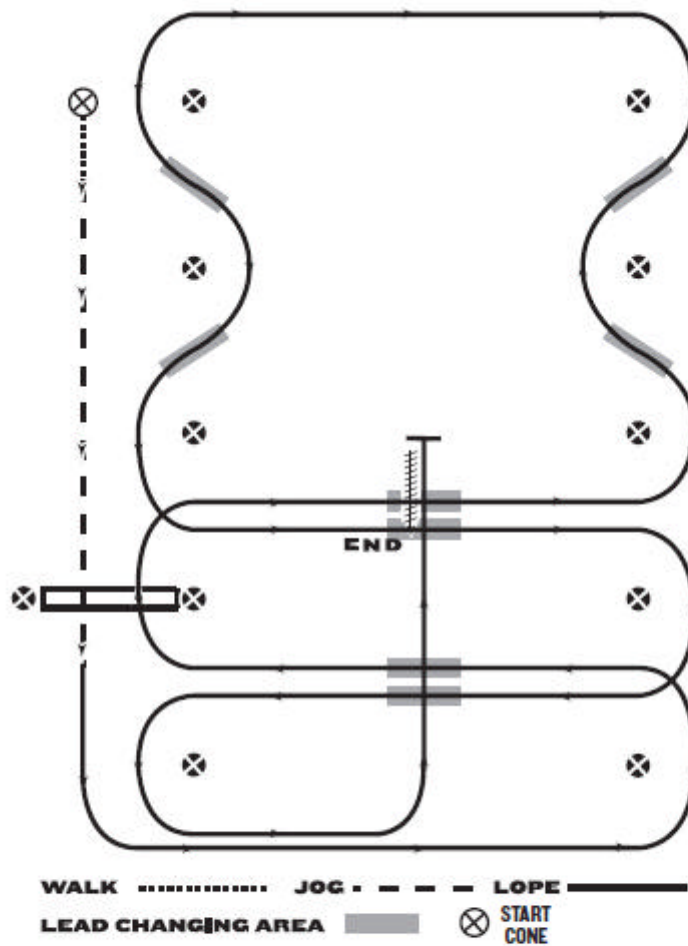
WESTERN RIDING PATTERN II



⊗ START
CONE WALK - - - - - JOG - - - - -
LEAD CHANGING AREA ■■■■■ LOPE —————

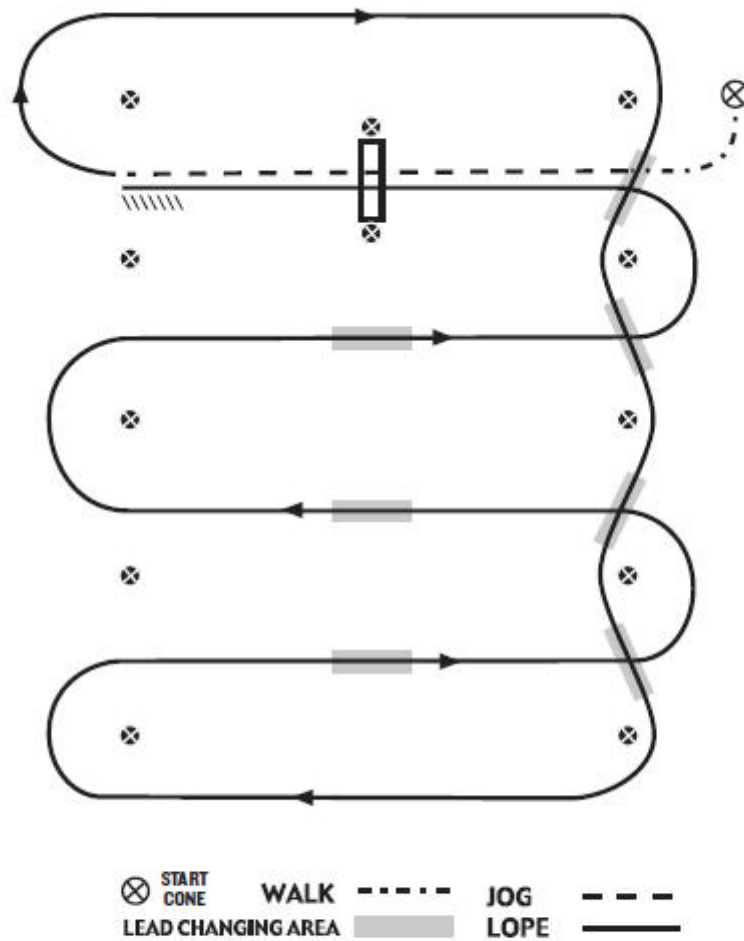
1. Walk, transition to jog, jog over log
2. Transition to the lope, on the left lead
3. First crossing change
4. Second crossing change
5. Third crossing change
6. Circle & first line change
7. Second line change
8. Third line change
9. Fourth line change & circle
10. Lope over log
11. Lope, stop & back

WESTERN RIDING PATTERN III



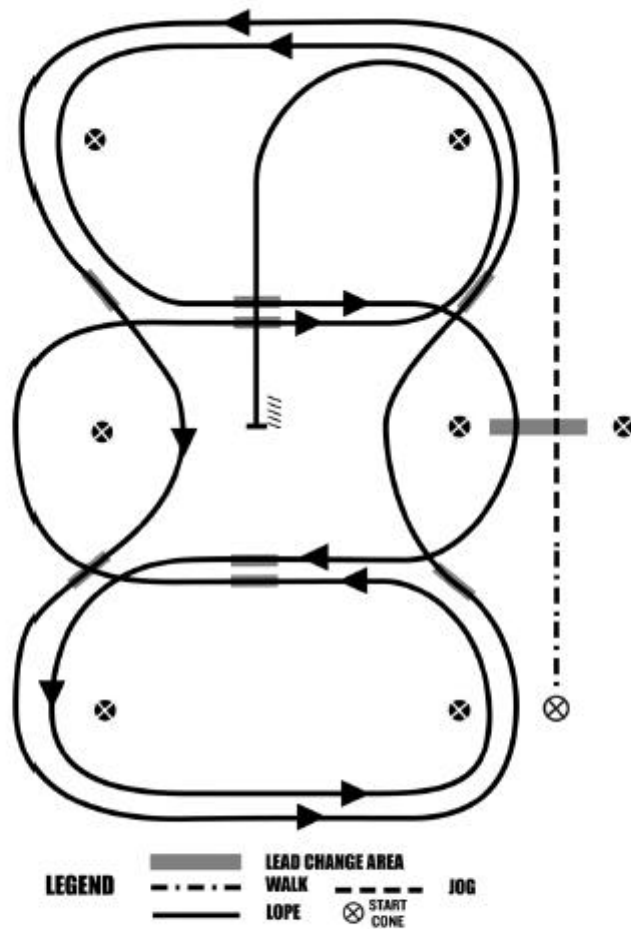
1. Walk halfway between markers, transition to jog, jog over log
2. Transition to the lope, on the left lead
3. First crossing change
4. Lope over log
5. Second crossing change
6. First line change
7. Second line change
8. Third line change
9. Fourth line change
10. Third crossing change
11. Fourth crossing change
12. Lope up the center, stop & back

WESTERN RIDING PATTERN IV



1. Walk, transition to jog, jog over log
2. Transition to the lope, on the right lead
3. First line change
4. Second line change
5. Third line change
6. Fourth line change
7. First crossing change
8. Second crossing change
9. Third crossing change
10. Lope over log
11. Lope, Stop & back

WESTERN RIDING PATTERN V
Recommended For Small Arenas



1. Walk, transition to jog, jog over log
2. Transition to the lope, on the left lead
3. First line change
4. Second line change
5. Third line change
6. Fourth line change
7. First crossing change
8. Lope over log
9. Second crossing change
10. Third crossing change
11. Fourth crossing change
12. Lope, Stop & back

III-E.4.d. (Western Riding Class, continued)

(4) Scoring the Western Riding Class patterns. Maneuvers will be scored on both quality and accuracy. Factors influencing quality include smoothness, speed, and manners. Accuracy

involves the precision with which the maneuver is executed. Quality and accuracy points are calculated into an overall (final) score. According to the *AQHA Official Handbook of Rules & Regulations* the scoring system should range from 0 to 100 with 70 points denoting an average performance. Maneuver points are added or subtracted from the overall score on the following basis with points ranging from plus 1.5 to minus 1.5. Please refer to the Western Riding Section for scoring guidelines under the following:

<http://www.aqha.com/Showing/Content-Pages/Resources/Exhibitors/Handbook.aspx>

-1.5	= Extremely Poor
+1.5	= Excellent
-1	= Very Poor
+1	= Very Good
-.5	= Poor
+.5	= Good
0	= Average

- (a) Maneuver scores are subjective to the judge's opinion and may vary from judge to judge. Maneuver scores are to be determined independently of penalty points for accuracy

- (b) Credits: The following are examples of credits for which points may be added to the maneuver score:

- Clean simultaneous lead changes
- Precision in changing leads **near the center point of the lead change area**
- Accurate and smooth pattern
- Slower pace while maintaining a collected frame with a consistent footfall pattern
- Ease of guidance and control with rein and leg
- Manners and disposition
- Smooth, level lead changes
- Smooth, clean stop and back, backing readily off diagonal pairs

- (c) Faults: The following are examples of faults that may require deductions from the maneuver score:

- Excessive opening of mouth, pinning of ears, or wringing of tail by the horse
- Anticipation of lead changes

- Rough or elevated lead changes
 - Rough stop, rough back, or both
 - Excessive stumbling
 - Propping lead changes (whereby the horse drops a shoulder and elevates on the forehand into the lead change)
 - Appearance of charging in the lead changes, rushing, or being inconsistent in pace.
- (d) Penalties: The following are penalty points that have a specific point deduction as outlined by the American Quarter Horse Association. These penalties are **not** subjective to the judge's preference. Judges should familiarize themselves with the following point deductions prior to the class.

5-Point Penalties

- ? Being out of lead beyond the next designated change area (for example, failures to change, including cross-cantering. **Two consecutive failures to change would result in two 5-point penalties.**)
- ? Kicking out
- ? Blatant disobedience (such as bucking, biting)
- ? **Holding saddle with either hand**

3-Point Penalties

- ? Not performing the specified gait (jog or lope) or stopping when called for in the pattern, within 10 feet of the designated area
- ? Break of gait at the lope
- ? Simple change of leads
- ? **Being out of lead at or before the marker prior to the designated change area, or out of lead at or after the marker after the designated change area**

- ? Additional lead changes anywhere in pattern (except when correcting an extra change or incorrect lead)
- ? In Patterns **I and III**, failure to start the lope within 30 feet after crossing the log at the jog
- ? Break of gait at walk or jog for **more than two strides**

1-Point Penalties

- ? Break of gait at walk or jog up to two strides
- ? Hitting or rolling the log
- ? Being out of lead **for more than one stride either side of the center point and between the markers**
- ? Splitting the log (log between the two front or two hind feet) at the lope (The horse may accrue, two 1-point penalties if both the front and hind are split.)

½ -Point Penalties

- ? Tick or light touch of log
- ? Hind legs skipping or coming together during lead change
- ? **Non simultaneous lead changes (front to hind or hind to front)**

Disqualifications (resulting in a 0 score)

- ? **Four or more simple lead changes, failures to change leads, or both**
- ? Illegal equipment
- ? Willful abuse
- ? Being off course
- ? Knocking over markers

- ? Completely missing log
- ? Major refusal—stop and back two strides or four steps with front legs
- ? Major disobedience—rearing or schooling
- ? Failure to start lope prior to end cone in Patterns I
- ? **Failure to start lope within 30 feet of designated area in patterns 2,3,4 & 5**
- ? Failure to follow the correct pattern
- ? **Overtake of more than ¼ turn**
- ? No tie-downs or martingales will be allowed on the horse.

III-E.4.e. Western Pleasure—Senior Horse and Pony Class

- (1) Horses will be judged on manners, performance, and suitability for giving a pleasurable ride. This point class may be subdivided by age of exhibitor as necessary.
- (2) Horses are shown at a walk, jog, and lope on a reasonably loose rein without undue restraint. Horses must work both ways of the ring at all three gaits, demonstrating their ability with different leads.
- (3) Horses must back easily and stand quietly. At the judge's discretion, only the finalists may be requested to back.
- (4) Horses should be reversed to the inside of the ring. The judge may request the horses to reverse at a walk or trot.
- (5) The judge may request an exhibitor to change from any gait to any other or extend the jog. Horses will not be required to hand gallop.
- (6) Judges may request any horse(s) to perform additional rail work of the same nature.
- (7) Martingales, nosebands, draw reins, and tie-downs are prohibited. Spurs, chaps, ropes, and riata are optional and may be used at the rider's discretion.

III-E.4.f. Western Pleasure—Junior Horse and Pony Class

- (1) Exhibitors must be primarily responsible for the training of horses being shown in this class. This point class has been added to give youths who have raised a project horse or purchased a young, untrained horse an opportunity to train and show their project horses in a friendly and competitive environment.
- (2) Horses must be less than 6 years old.
- (3) Horses may be shown in a bosal hackamore or traditional western bit according to the rules noted earlier in this section ([III-E.2.c.](#)).
- (4) Horses will be judged on manners, performance, and suitability for giving a pleasurable ride. Young horses are expected to make mistakes that will be penalized but will not eliminate horses from consideration.
- (5) Horses are shown at a walk, jog, and lope on a reasonably loose rein without undue restraint. Horses must work both ways of the ring at all three gaits, demonstrating their ability with different leads. Horses may not be asked to extend either the jog or lope.
- (6) Horses must back easily and stand quietly. At the judge's discretion, only the finalists may be requested to back.
- (7) Horses should be reversed to the inside of the ring. The judge may request the horses to reverse at a walk or trot.
- (8) The judge may request any rider and mount to change from any gait to any other gait.
- (9) The judge may request any rider and mount perform additional rail work of the same nature.
- (10) Mechanical hackamores, martingales, nosebands, draw reins, and tie-downs are prohibited. Spurs, chaps, ropes, and riata are optional and may be used at the rider's discretion.

III-E.4.g. Reining Class

- (1) Each horse will be judged individually on neatness, dispatch, ease, calmness, and speed with which it performs the required pattern. Entries will be judged according to AQHA rules.
- (2) Horses should rein and handle easily, fluently, effortlessly, and with reasonable speed. Any horse not following the pattern will be disqualified. Horses will be penalized if they do not keep the figure eights within the markers or otherwise follow the patterns outlined exactly.

(3) A judge may require any contestant to repeat his performance of any or all of the various parts of the pattern.

(4) Only one hand may be used on the reins (**unless showing a Junior horse in a snaffle or hackamore**), and that hand cannot be changed while riding the pattern. A rider may untangle excess rein, where excess rein may prevent the rider from continuing the pattern, where said excess can be straightened without affecting the performance of the horse, only during hesitations, or when settling a horse; the rider's free hand may be used to hold the reins in the normal fashion.

(5) The pattern to be used should be designated and posted at least 1 hour before the class is called.

(6) Faults against the horse (to be scored accordingly but not to cause disqualification) are listed below. Refer to the *AQHA Rulebook* for specific penalty faults used in scoring:

- (a) Opening mouth excessively **when wearing bit**
- (b) Excessive jawing, mouth-opening, or head-raising on stop
- (c) Lack of smooth, straight stop on haunches (bouncing or sideways stop)
- (d) Refusing to change leads
- (e) Anticipating signals
- (f) Stumbling
- (g) Backing sideways
- (h) Knocking over markers

(7) Faults against the rider (to be penalized accordingly but not to cause disqualification) are as follows:

- (a) Losing stirrups
- (b) Giving unnecessary aid (such as excessive spurring, talking, quirting, and jerking on the reins)

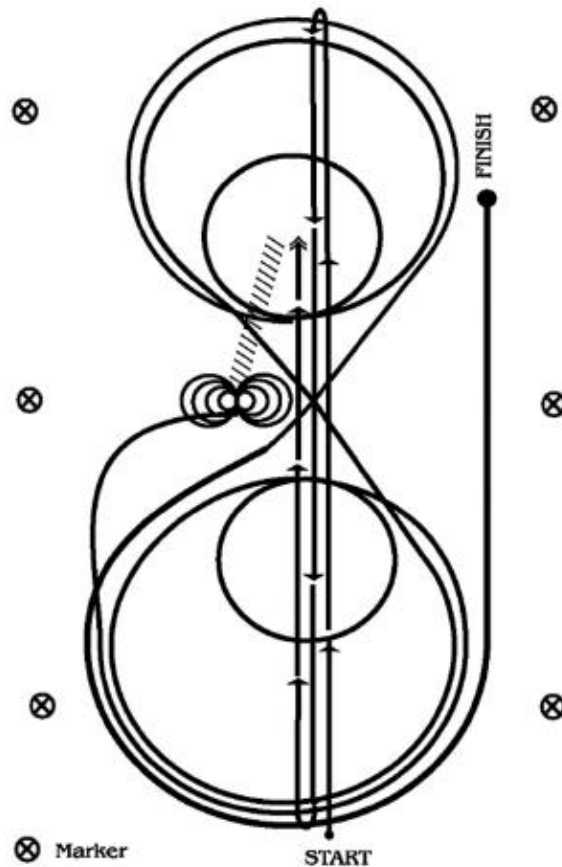
(8) Patterns will be scored according to *current* AQHA rules. Scores will range from 0 to 100, with 70 denoting an average performance. Please refer to the Reining Section for scoring guidelines under the following:

<http://www.aqha.com/Showing/Content-Pages/Resources/Exhibitors/Handbook.aspx>

(9) Reining patterns will be selected from the following:

(a) Pattern I (AQHA Pattern #1)

REINING PATTERN NUMBER 1

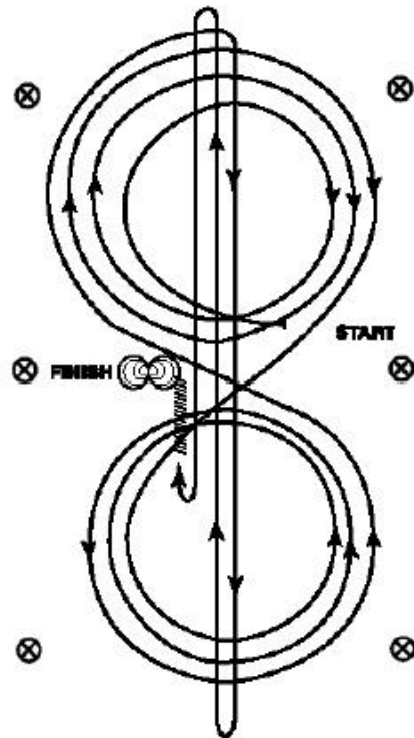


1. Run at speed to the far end of the arena past the end marker and do a left rollback - no hesitation.
2. Run to the opposite end of the arena past the end marker and do a right rollback - no hesitation.
3. Run past the center marker and do a sliding stop. Back up to center of the arena or at least ten feet (3 meters). Hesitate.
4. Complete four spins to the right.
5. Complete four and one-quarter spins to the left so that horse is facing left wall or fence. Hesitate.
6. Beginning on the left lead, complete three circles to the left: the first circle large and fast; the second circle small and slow; the third circle large and fast. Change leads at the center of the arena.
7. Complete three circles to the right: the first circle large and fast; the second circle small and slow; the third circle large and fast. Change leads at the center of the arena.
8. Begin a large fast circle to the left but do not close this circle. Run straight up the right side of the arena past the center marker and do a sliding stop at least 20 feet (6 meters) from wall or fence. Hesitate to demonstrate the completion of the pattern.

Rider may drop bridle to the designated judge.

- (b) Pattern II (AQHA Pattern #2)

REINING PATTERN NUMBER 2



Horse must walk or stop prior to starting pattern.

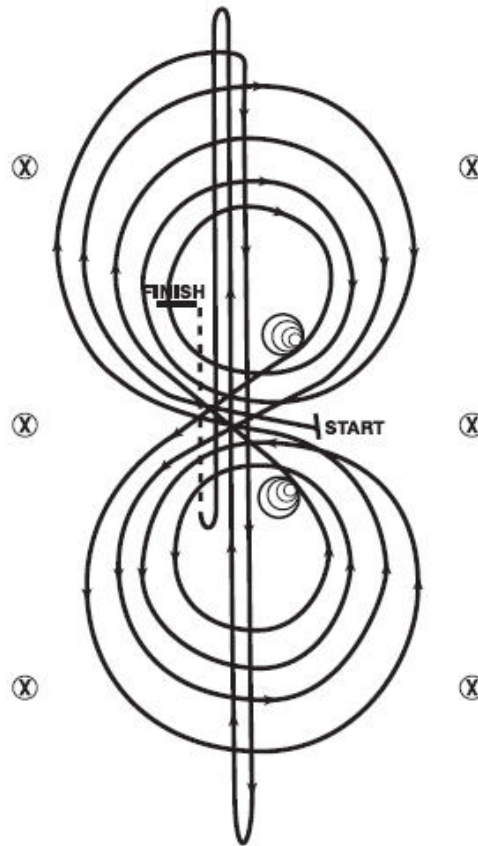
Beginning at the center of the arena facing the left wall or fence.

1. Beginning on the right lead, complete three circles to the right: the first circle small and slow; the next two circles large and fast. Change leads at the center of the arena.
2. Complete three circles to the left: the first circle small and slow; the next two circles large and fast. Change leads at the center of the arena.
3. Continue around previous circle to the right. At the top of the circle, run down the middle to the far end of the arena past the end marker and do a right rollback - no hesitation.
4. Run up the middle to the opposite end of the arena past the end marker and do a left rollback - no hesitation.
5. Run past the center marker and do a sliding stop. Back up to the center of the arena or at least 10 feet (3 meters). Hesitate.
6. Complete four spins to the right.
7. Complete four spins to the left. Hesitate to demonstrate the completion of the pattern.

Rider may drop bridle to the designated judge.

(c) Pattern III (AQHA Pattern #4)

REINING PATTERN NUMBER 4



Horse must walk or stop prior to starting pattern.

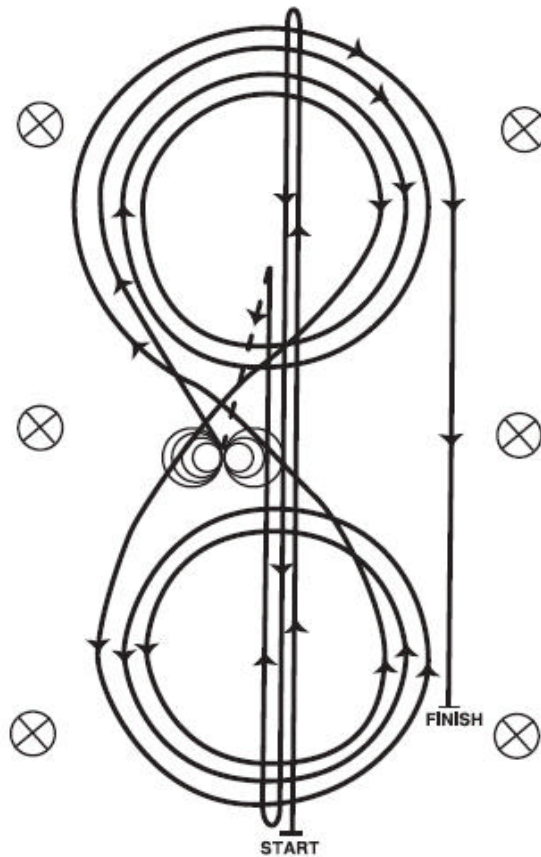
Beginning at the center of the arena facing the left wall or fence.

1. Beginning on the right lead, complete three circles to the right: the first two circles large and fast; the third circle small and slow. Stop at the center of the arena.
2. Complete four spins to the right. Hesitate.
3. Beginning on the left lead, complete three circles to the left: the first two circles large and fast; the third circle small and slow. Stop at the center of the arena.
4. Complete four spins to the left. Hesitate.
5. Beginning on the right lead, run a large fast circle to the right, change leads at the center of the arena, run a large fast circle to the left, and change leads at the center of the arena.
6. Continue around previous circle to the right. At the top of the circle, run down the middle to the far end of the arena past the end marker and do a right rollback - no hesitation.
7. Run up the middle to the opposite end of the arena past the end marker and do a left rollback - no hesitation.
8. Run past the center marker and do a sliding stop. Back up to the center of the arena or at least 10 feet (3 meters). Hesitate to demonstrate completion of the pattern.

Rider may drop bridle to the designated judge.

(d) Pattern IV (AQHA Pattern #7)

REINING PATTERN NUMBER 7

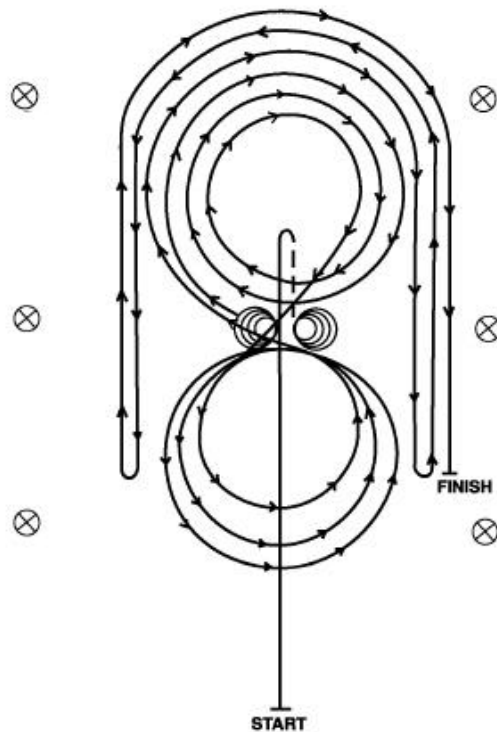


1. Run at speed to the far end of the arena past the end marker and do a left rollback - no hesitation.
2. Run to the opposite end of the arena past the end marker and do a right rollback - no hesitation.
3. Run past the center marker and do a sliding stop. Back up to the center of the arena or at least ten feet (3 meters). Hesitate.
4. Complete four spins to the right.
5. Complete four and one-quarter spins to the left so that horse is facing left wall or fence. Hesitate.
6. Beginning on the right lead, complete three circles to the right: the first two circles large and fast; the third circle small and slow. Change leads at the center of the arena.
7. Complete three circles to the left: the first two circles large and fast; the third circle small and slow. Change leads at the center of the arena.
8. Begin a large fast circle to the right but do not close this circle. Run straight down the right side of the arena past the center marker and do a sliding stop at least 20 feet (6 meters) from the wall or fence. Hesitate to demonstrate completion of the pattern.

Rider may drop bridle to the designated judge.

(e) Pattern V (AQHA Pattern #10)

REINING PATTERN NUMBER 10



⊗ **MARKER**

1. Run past the center marker and do a sliding stop. Back up to the center of the arena or at least 10 feet (3 meters). Hesitate.
2. Complete four spins to the right.
3. Complete four and one-quarter spins to the left so that the horse is facing the left wall or fence. Hesitate.
4. Beginning on the right lead, complete three circles to the right: the first two circles large and fast, the third circle small and slow. Change leads at the center of the arena.
5. Complete three circles to the left: the first circle small and slow, the next two circles large and fast. Change leads at the center of the arena.
6. Begin a large fast circle to the right but do not close this circle. Run down the right side of the arena past the marker and do a left rollback at least 20 feet (6 meters) from the wall or fence - no hesitation.
7. Continue back around the previous circle but do not close this circle. Run down the left side of the arena past the center and do a right rollback at least 20 feet (6 meters) from the wall or fence - no hesitation.
8. Continue back around previous circle but do not close this circle. Run down the right side of the arena past the center marker and do a sliding stop at least 20 feet (6 meters) from the wall or fence. Hesitate to demonstrate completion of the pattern.

Rider may dismount and drop the bridle to the designated judge.

III-E.4.h. Trail Classes

(1) These classes will be open to Juniors and Seniors riding Western Division horses and ponies and will be point classes towards the Western Division championships. Each horse will individually work through an obstacle course designed to test the manners, performance, and intelligence of a good trail riding horse in the following classes:

(a) Western Trail—Senior (Horse and Pony)

(b) Western Trail—Junior (Horse and Pony)

(c) Little Britches Trail

(2) Tack and appointments used must meet the same requirements that apply to the Western Division. Mixing of tack and attire is prohibited.

(3) The course shall consist of six obstacles. Three of the six obstacles will be mandatory, and the others should be selected from the optional list. The gait between obstacles shall be optional or determined by the judge.

(a) No dangerous objects will be used as an obstacle or part of an obstacle. Rider safety is of utmost importance and must be considered first. The following are unacceptable obstacles:

? Tires

? Animals

? Hides

? PVC pipe

? Dismounts

? Ground Tie

? Jumps

? Rocking or moving bridges

? Water box with floating or moving parts

? Flames, dry ice, fire extinguishers, and similar items

? Logs or poles elevated in a manner that permits them to roll

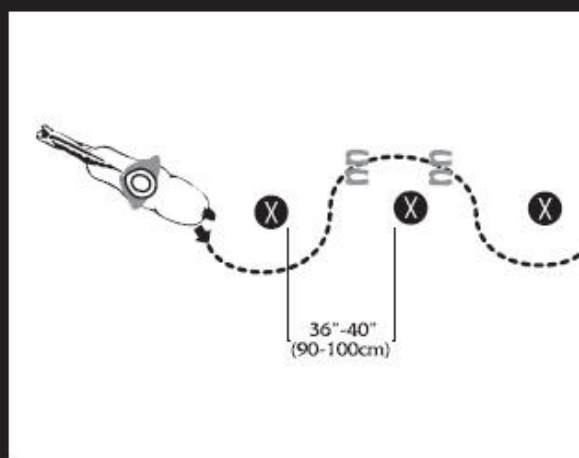
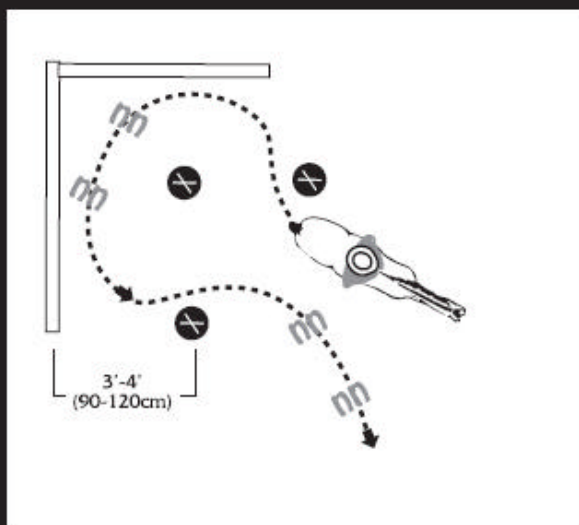
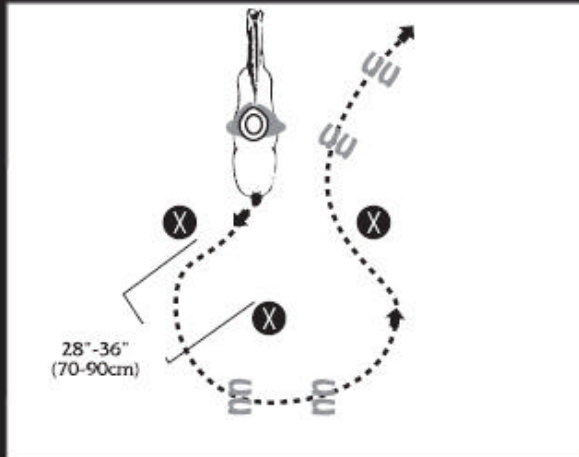
(b) Mandatory obstacles are as follows:

- ? Open, pass through, and close a gate (only if a gate that will not endanger horse or rider is available).
- ? Ride over logs or rails.
- ? Back through an obstacle.

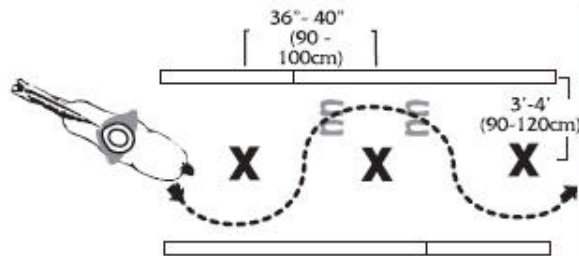
(c) Optional obstacles are as follows:

- ? Back through an L-shaped obstacle.
- ? Walk through a water obstacle.
- ? Put on and remove a slicker.
- ? Carry or drag an object from one area of the arena to another. (Use only objects that are usually found or carried on a trail. **No live animals** or objects that might endanger a horse or rider are allowed.)
- ? Remove and replace materials from a mailbox.
- ? Back through and around three markers set either in a triangle or a line.
- ? Execute a side pass.
- ? The obstacles should consist of four logs or rails, each 5- to 6-feet long, laid in a square as shown below. Each contestant will enter the square by stepping over a log or rail at the designated side. When the mount's four feet are inside the square, the rider should execute a 360-degree turn (right or left), pause, and depart by stepping over the log or rail opposite the side of entry.
- ? Back through obstacles. Beginning on either the right or the left of the center of the pole, each rider will back across the starting line, proceed through the centerline poles, turn without touching the baseline, and back through the center poles and across the finish line on the side opposite the side of entry.

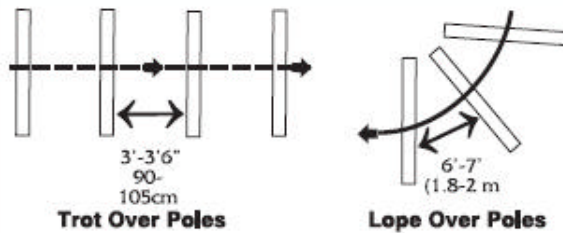
Back Through and Around Three Markers



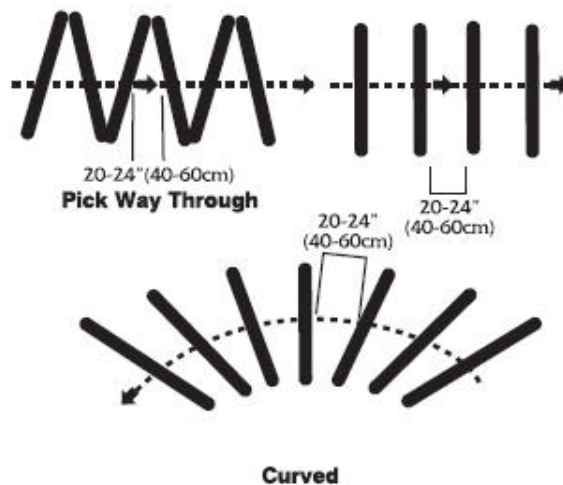
Back Through and Around Three Markers



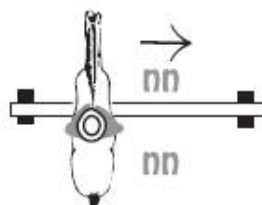
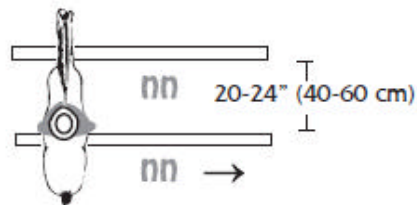
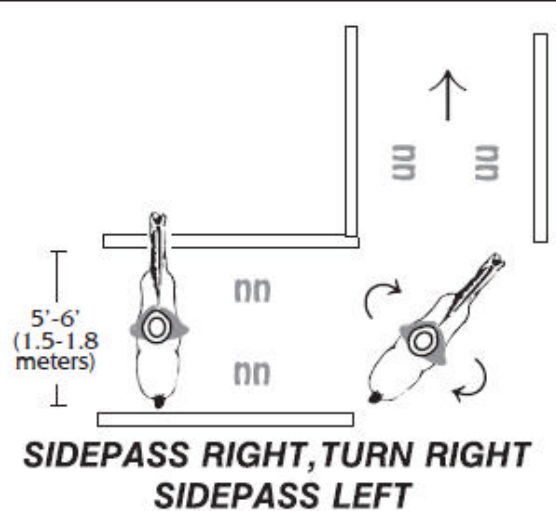
Trot Overs, Lope Overs



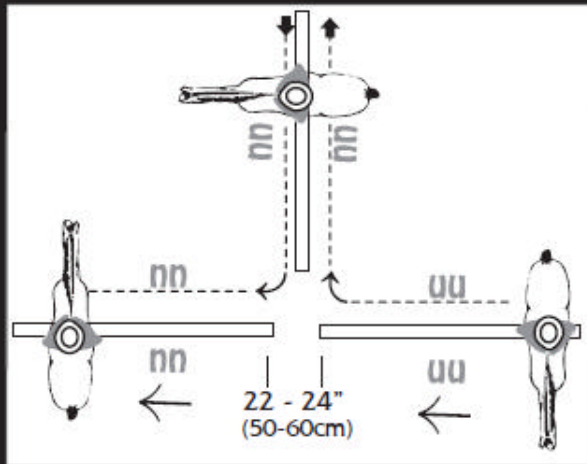
Walk Overs



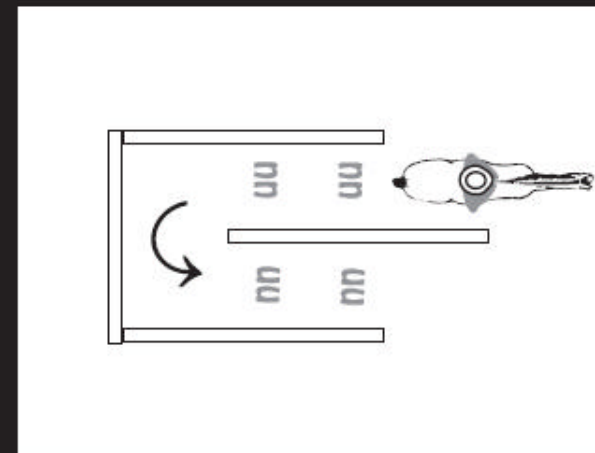
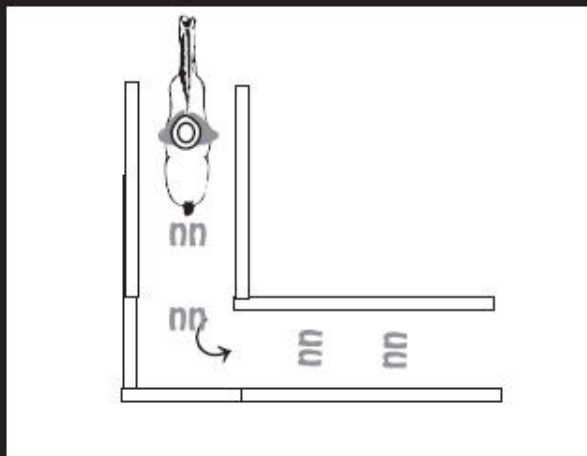
Variations of Sidepass

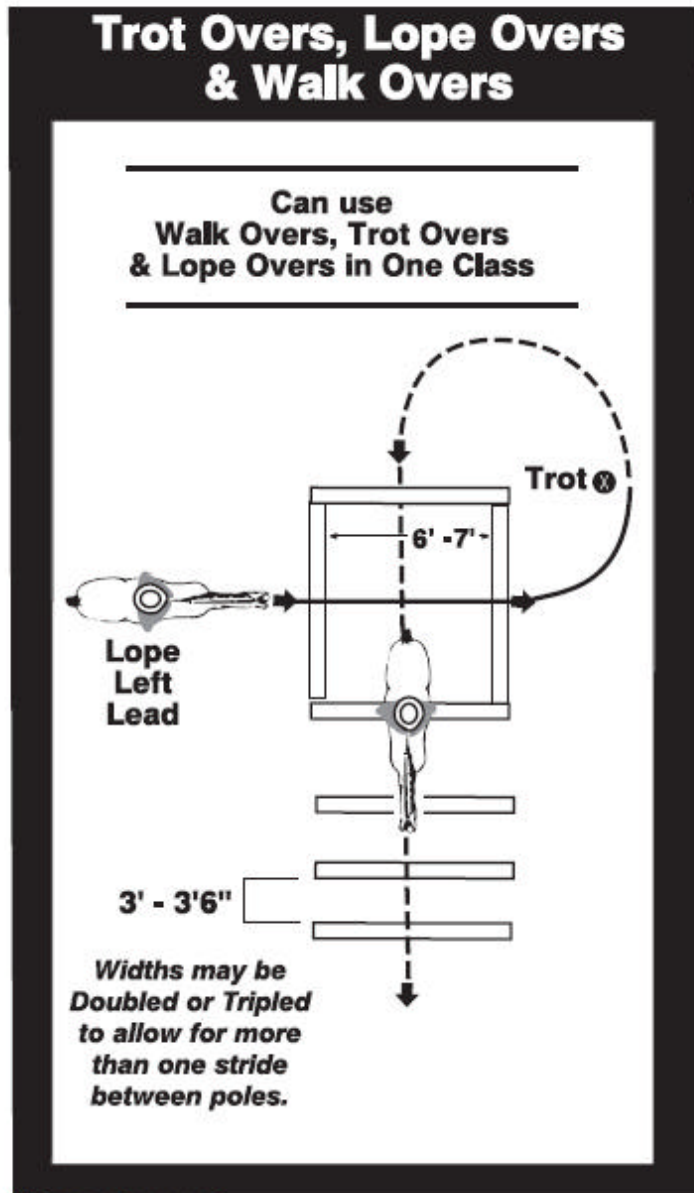


Variations of Sidepass



Variations of L Back Through





- (4) The course diagram should be posted at least 1 hour before the class is called.
- (5) Trail class exhibitors will not be worked on the rail. Each entrant's quality of movement at the walk, jog, and lope will be evaluated while on course.
- (6) Trail will be scored according to current AQHA rules. Please refer to the Trail Section under the following:

<http://www.aqha.com/Showing/Content-Pages/Resources/Exhibitors/Handbook.aspx>

III-E.4.i. Stock Seat Equitation Medal Class

- (1) This class is offered to Junior and Senior 4-H members, exhibiting either a horse or pony, who placed first or second in a Stock Seat Equitation Class at their district qualifying show.
- (2) The class will be judged on the riders' equitation in accordance with Stock Seat Equitation Class rules stated earlier in this chapter under items [III-E.3.](#) and [III-E.4.c.\(1\)](#) and [c.\(5\)](#).
- (3) Exhibitors will be scored on their horsemanship skills while individually performing a prescribed pattern. The riders' equitation and ability to control their horses throughout the pattern will be evaluated.
- (4) The judge will use the above scores to select a minimum of 10 riders to be judged on their equitation on the rail. Riders will be worked both directions on the rail.
- (5) The final placing will be the cumulative placing of the pattern work (50 percent) and the rail work (50 percent).

III-E.4.j. Stock-Type Hunter Under Saddle Class

- (1) This **Western Division class** is limited to horses and ponies of stock-type breeds to be exhibited by either Junior or Senior riders.
- (2) Horses must be exhibited in proper hunt seat tack and attire as described earlier in this chapter (items [III-C.2.a. through 2.d.](#)).
- (3) Hunters under saddle should be suitable to the purpose. They should move in a long, low frame and be able to lengthen their stride and cover ground, as in traversing hunt country following hounds. They should be obedient, alert, and responsive to their riders. Quick, short strides should be penalized. Horses that move in an artificial frame and are over-flexed and behind the bit should also be penalized. Horses should be serviceably sound. Judges should emphasize free movement and manners.
- (4) Horses are to be shown under saddle.
- (5) Horses are to be shown at a walk, trot, and canter, both ways of the ring. Horses should back easily and stand quietly.
- (6) Horses may change gaits at the flat-footed walk or the trot at the judge's discretion. Light contact with the horse's mouth is recommended.

(7) Faults are to be scored accordingly, but not necessarily cause disqualification during the rail work:

- (a) Being on wrong lead
- (b) Excessive speed (any gait)
- (c) Excessive slowness (any gait)
- (d) Breaking gait
- (e) Failure to take the called-for gait when called for
- (f) Carrying head too low or too high
- (g) Nosing out or flexing behind the vertical
- (h) Opening mouth excessively
- (i) Stumbling or falling

(8) At the judge's option, all or just the top 12 horses may be required to hand gallop one or both ways of the ring. Never more than 12 horses will hand gallop at onetime. At the hand gallop, the judge may ask the group to halt and stand quietly on a free rein (loosened rein).

III-E.4.K. Western Show Hack

(1) Horses and ponies will be judged on manners, performance, and suitability for giving a pleasurable ride. Exhibitors will demonstrate their ability with different leads and variation in collection and impulsion. When asked to extend a gait, emphasis will be placed on an extension of stride length, not increased speed. This point class may be subdivided by age of exhibitor as necessary.

(2) Horses are shown at a normal walk, collected walk and extended walk, normal jog, collected jog and extended jog, and normal lope, collected lope and extended lope on a reasonably loose rein without undue restraint. Horses must work both ways of the ring and exhibit all nine gaits. However, all nine gaits must be exhibited only once in the class.

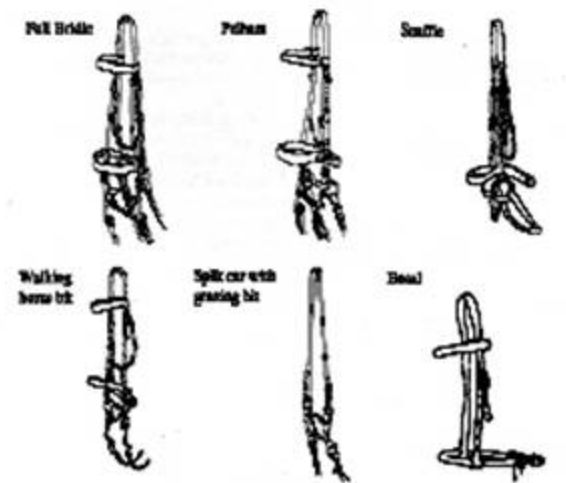
(3) Horses must back easily and stand quietly. At the judge's discretion, only the finalists may be requested to back.

(4) Horses should be reversed to the inside of the ring. The judge may request the horses to reverse at any of the walk or jog gaits.

- (5) The judge may request an exhibitor to change from a jog gait to a lope gait or a lope gait to the jog gait..
- (6) Judges may request any horse(s) to perform additional rail work of the same nature.
- (7) Martingales, nosebands, draw reins, and tie-downs are prohibited. Spurs, chaps, ropes, and riata are optional and may be used at the rider's discretion.

III-F. ACCEPTABLE EQUIPMENT

III-F.1. Suggested Acceptable and Unacceptable Bridles and Bits



III-F.2. Some Acceptable Curb Chains



III-F.3. Unacceptable Bit



Mechanical Hackamore
(unacceptable except game division
and roping classes)

III-G.CLOVERBUD DIVISION

III-G.1. Overview

The rules in this book will have precedence over all other rules. USA Equestrian (AHSA) rules will be used for any hunt seat or saddle seat rules not covered in this book. American Quarter Horse Association (AQHA) rules will be used for any Western or Speed Events Division rule not covered in this book. Refer to the Hunter, English, or Western Division rules in this chapter, depending on exhibitor's tack and attire, for a complete description of appointments, position, and additional information on class routines. The use of protective headgear approved by USA Equestrian (AHSA) is **mandatory. Refer to Rule 1-F.23 in this rulebook.**

Classes in this division are open to those who have reached age **5** and who have not reached age 9 as of January 1 of the current year. All classes within this division are offered on a noncompetitive basis. Exhibitors will not be ranked as first- through sixth-place (or tenth-place) winners but will receive participation ribbons. Youths competing in Cloverbud Division classes are not eligible to participate in other classes. Horses and ponies will participate in the same class. **Under current rules, Cloverbud members are not eligible to compete at the State 4-H Horse Show or the Southern Regional 4-H Horse Show.**

III-G.2. Class Routines

III-G.2.a. Cloverbud Showmanship at Halter Class

- (1) This class will be judged according to the general showmanship rules listed in this manual under the English, Hunter, or Western Division rules.
- (2) Youths are permitted to exhibit inappropriate hunt seat, saddle seat, or western attire in accordance with the governing appointments in each of the respective divisions. Mixing of tack or attire is prohibited.

III-G.2.b. Cloverbud Equitation Class

- (1) Exhibitors will be judged according to the equitation rules for their specific style of riding as listed under the appropriate riding division.

(2) Horses will be required to walk, trot, stop, stand quietly, and back. Horses will not be requested to lope or canter.

(3) Youths may participate in hunt seat, saddle seat, or western attire, but tack and attire may not be mixed.

III-G.2.c. Cloverbud Pleasure Class

(1) Exhibitors will be judged according to the pleasure rules and attire for their respective division.

(2) Exhibitors

(3) Exhibitors will not be requested to lope or canter.

III-H. LITTLEBRITCHES DIVISION

III-H.1. Overview

The rules in this book will have precedence over all other rules. American Quarter Horse Association (AQHA) rules will be used for any Western or Speed Events Division rules not covered in this book. Refer to the Western Division rules in this chapter for a description of appointments, position, and additional information on class routines. **The use of protective headgear approved by USA Equestrian (AHSA) is mandatory. Refer to Rule 1-F.23 in this rulebook.**

Classes in the division are open to youths, ages 9 to 12, who are in their first two years of showing, *excluding Cloverbud Classes*. **The division is specifically designed for inexperienced Junior riders.** Verification of a youth's eligibility is required by a volunteer leader. **This division is a qualifying division at the district shows. Entries in this division at the State Show must have qualified in this division at their respective district shows.** Little Britches exhibitors may also show in Showmanship at Halter, Pleasure Pairs, and One Halter (Conformation) classes. Little Britches entries are not restricted from qualifying in the Junior Hunter Division, Speed Events Division, Dressage or Saddleseat Division Classes, but cannot cross over into the Junior Western Division. **Four-H members showing (qualifying) exclusively in Little Britches or Short-Stirrup Division classes may not compete in the Versatility Class. Four-H'ers showing exclusively in Little Britches are not eligible to show at Southern Regionals.**

III-H.2. Class Routines

III-H.2.a. Showmanship Class. This class is open to horses and ponies exhibited in accordance with rules listed under Chapter II of this manual.

III-H.2.b. Walk-Jog Western Pleasure Class.

- (1) This class is open to horses and ponies exhibited in accordance with rules listed in this chapter for the Western Horses and Ponies Division, items [III-E.4.e.](#) and [4.f.](#)
- (2) Exhibitors will not be requested to lope.

III-H.2.C. Walk-Jog-Lope Western Pleasure Class

- (1) This class is open to horses and ponies exhibited in accordance with rules listed in this chapter for the Western Horses and Ponies Division, under items III-E.4.e. and 4.f.
- (2) Exhibitors will be required to walk, jog, and lope in both directions of the ring.

III-H.2.d. Walk-Jog Stock Seat Equitation Class

- (1) This class is open to exhibitors showing horses or ponies in accordance with rules listed in this chapter for the Western Horses and Ponies Division, under items [III-E.2.a.](#), [2.b.](#), and [2.c.](#)
- (2) Exhibitors will not be required to lope, dismount, or mount. **Riders in this class will be required to perform an individual pattern prior to rail work.**
- (3) The rider's performance and horsemanship skills will be judged. The rider's basic position, use of hands and legs, and his or her ability to control and show a horse are important, but the horse and rider's performance and execution of rail work must be considered.

III-I.SPEED EVENTS DIVISION

III-I.1.Overview

Current American Quarter Horse Association (AQHA) rules will be used in the Speed Events Division for any questions not covered in the Western Division rules or these rules. All rules concerning appointments, including tack and attire, as listed in the Western Division will apply to Speed Events Division classes. **The Western Division judge or a declared Speed Events Division judge must be present during the Speed Events Division classes.** Speed Events Division classes may be divided into Horse and Pony divisions. The Horse Division is open to animals that measure more than 14.2 hands. The Pony Division includes all animals that measure 14.2 hands (58 inches) or less. **Horses and ponies will not be allowed to cross-enter between divisions if offered separately.** Junior and Senior riders **will not** compete in the same class.

III-I.2. General Rules

III-I.2.a. Riders and horses will be required to use western attire and equipment that is described earlier in this chapter. Tie-downs and mechanical hackamores may be used, but draw reins are prohibited. All equipment must be considered safe and humane by the judge or the show steward.

III-I.2.b. Riders should dress neatly. **The use of protective headgear approved by US Equestrian Federation (USEF) is mandatory for the Speed Events Division classes. Please refer to Rule 1-F.23 in this rulebook.**

III-I-2.c. An electric timer should be used for all classes when possible. Otherwise, at least two stopwatches shall be used with the average time of the watches to be official.

III-I-2.d. **If a rerun is declared for an exhibitor, that exhibitor will be given the option of running immediately or at the end of the class.**

III-I.2.e. **All** exhibitors must have their horses under complete control at all times. Horses must be mounted when entering the ring. No assistance to either horse or rider is permitted past the arena gate. After completing the course, each rider must have his or her horse under complete control before the gate is opened. Failure to adhere to this rule shall result in disqualification.

III-I.2.f. Spurring, striking, or beating the horse in any manner whatsoever forward of the cinch shall result in disqualification. (Touching the horse shall not be considered striking or beating the horse.) Excessive use of spurs, bats, crops or whips, or cruel treatment will result in disqualification.

III-I.2.g. Contestants must start and stop **inside the ring with a closed gate**. Horses will exit into a closed arena. Timing shall begin as soon as the horse's nose reaches the starting line and will be stopped when the horse's nose passes over the finish line. (This rule is subject to change for safety concerns, depending upon facilities.)

III-I.2.h. In the event of a tie in a timed class, the contestant declared the winner in the runoff must run the pattern in not more than 2 seconds over his original time, or the runoff must be held again.

III-I.3. Class Routines

III-I.3.a. Barrel Race

(1) Knocking over a barrel shall carry a 5-second penalty. Failure to follow the exact course as drawn and described in the *AQHA Rulebook*, and in items [III-I.3.a.\(4\) and \(5\)](#) below, shall be cause for disqualification. A contestant may touch the barrel with his or her hands in barrel racing without penalty.

(2) The course must be measured exactly. If the course is too large for the available space, then the pattern should be reduced equally by 5 yards until the pattern fits the arena.

(3) The course is to be set so that a horse may have ample room to run and stop. (First and second barrels need to be at least 18 feet from the fence. At least 25 yards are needed for a stopping area.)

(4) At a signal from the starter or timer, such as the word "go," the contestant will go to barrel number one, pass to the left of this barrel, complete a 360-degree turn, then proceed to barrel number two, this time passing to the right with another 360-degree turn. At barrel number three, the same passage to the right and a 360-degree turn are accomplished.

(5) This barrel course also may be run to the left. For example, the contestant will start to barrel number two, turning to the left around this barrel; then proceed to barrel number one, turning to the right; then to barrel number three, turning to the right, and followed by the final sprint to the finish line.

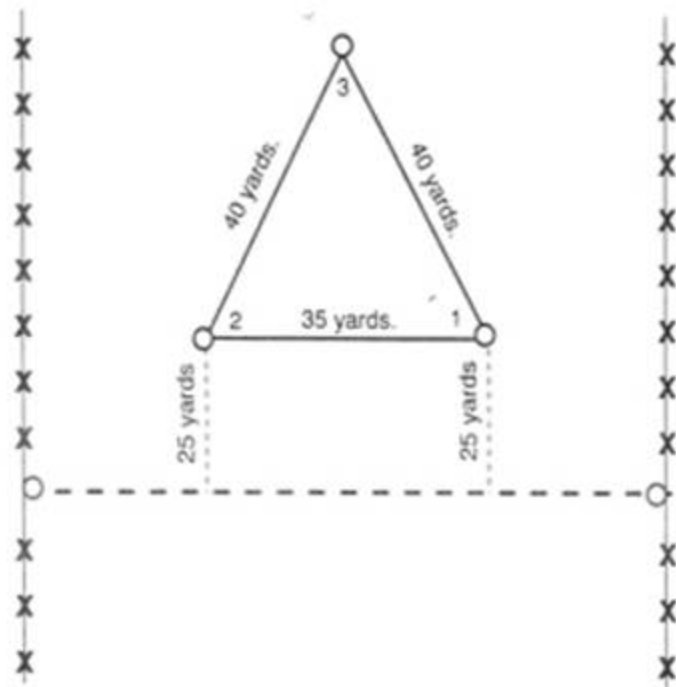


Figure III-I.3.a Barrel Race Course

III-I.3.b. Pole Bending

- (1) The pole-bending pattern is to be run around six poles. The poles are to be 21 feet apart, and the first pole must be 21 feet from the starting line. Each pole should be at least 6 feet in height.
- (2) At least 25 yards are needed beyond the finish line for stopping the horses.
- (3) Knocking over a pole shall carry a 5-second penalty. **A contestant may touch the pole with his or her hand without penalty.** Failure to follow the course and maintain forward motion shall be cause for disqualification.
- (4) The pole-bending contest pattern is illustrated below:

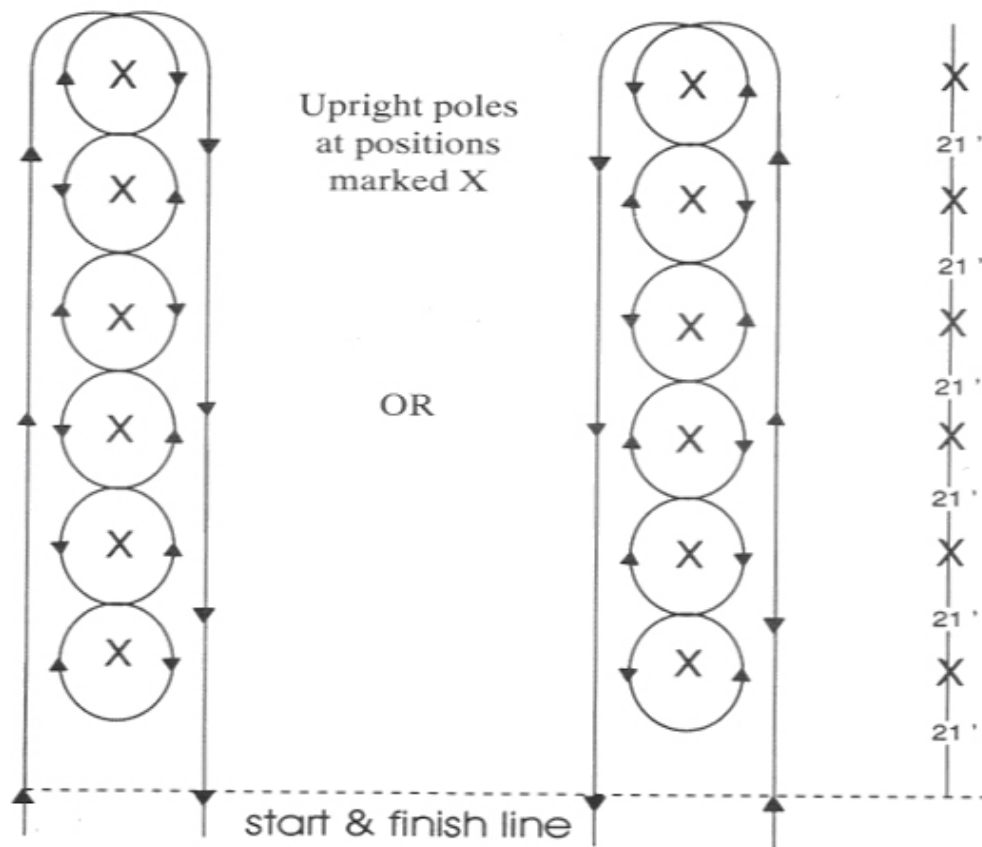


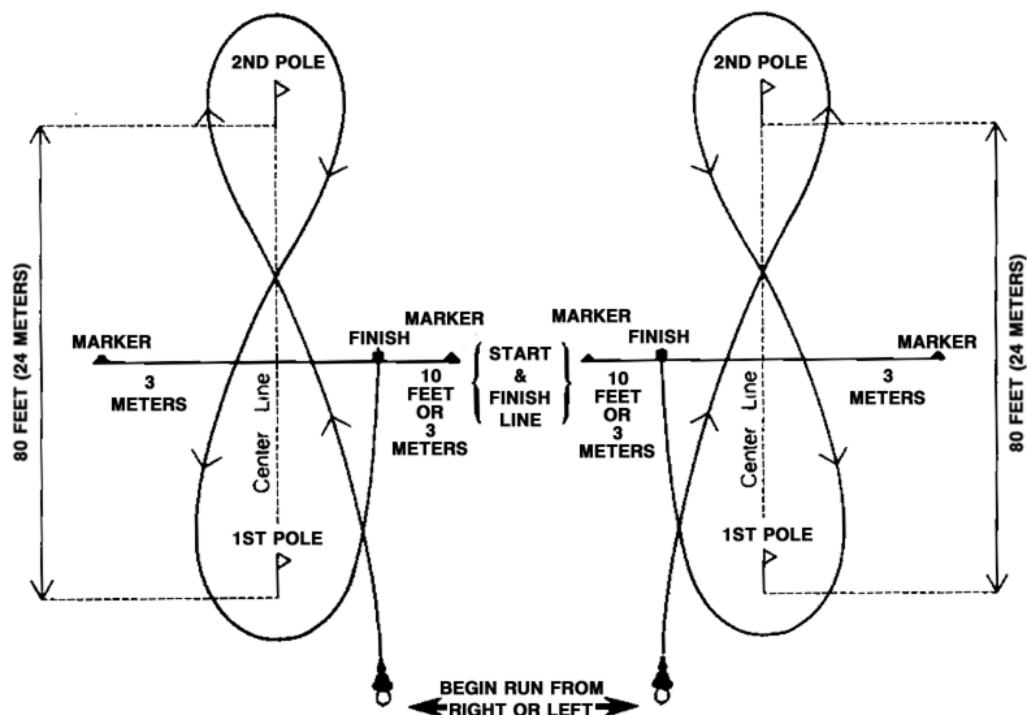
Figure III-I.3.b. Pole-Bending Pattern

III-I.3.c. Stake Race (Adopted from current AQHA rules)

The stake race is a timed event consisting of markers set on either side of a center line. Contestants are given a running start to complete a figure eight pattern. They must cross the center line between upright markers, head to either the right or left of the first pole, make a 180 degree turn, head to the second pole, turn around it in the opposite direction and then to the center line to stop the clock.

- (1) The contestant is allowed a running start and may begin his run from either the left or right side of the first pole. Start by crossing the center line between the upright markers, turn around the second pole, cross over the center line again between the markers, then around the first pole and run back across the finish line.
- (2) If an upright marker or pole is knocked down, it shall result in no time. If the original course is altered by a rider intentionally grasping a pole, a five-second penalty for each pole grasped will be assessed.

- (3) All horses must start from same end of arena.
- (4) Failure to cross the start and finish line between the markers shall result in no time.
- (5) Failure to cross over the center line between the markers before turning the second pole and cross back over the center line after turning the second pole, shall result in no time.
- (6) A whip may not exceed two feet in length excluding over and unders which must be attached to the saddle.
- (7) It is recommended that drags be conducted before the start of a stake racing and after every seven head. Show management may drag more frequently.
- (8) The judge must disqualify any contestant for excessive use of a whip, rope, crop, bat or reins anywhere on the horse.
- (9) If a tie occurs where points are involved, placing will be worked off if all tied exhibitors agree to participate in a run-off, if not, a coin toss will be used to separate the ties.



-
- (10) The start and finish line is 20 feet (6 meters) wide and marked by two upright markers 10 feet (3 meters) on each side of the center line and short enough so as to not interfere with the timer if one is used. Short pylons or cones are recommended. The first and second poles marking the center line are each 40 feet (12 meters) from the start and finish line, making them a total of 80 feet (24 meters) apart.
- (11) Timing shall begin as soon as the horse's nose reaches the starting line and will be stopped when the horse's nose passes over the finish line.

III-I.3.d. Texas Barrels

- (1) Three barrels are placed in a straight line, 60 feet apart, the first barrel being 30 feet from the timing line, which is 20 feet long. (Measurements are to the center of barrels.)
- (2) The exhibitor shall cross the timing line, pass the first barrel on either side, pass succeeding barrels on alternate sides, turn around the third barrel, and return in the same manner to cross the timing line.
- (3) Knocking over a barrel shall carry a 5-second penalty. Failure to follow the course shall cause disqualification. A contestant may touch the barrel with his or her hands.
- (4) The course must be measured exactly. If the course is too large for the available space, the pattern should be reduced by 5 feet between each barrel until the pattern fits the arena. At least 60 feet are required for a stopping area.
- (5) The Texas barrels pattern is as follows:

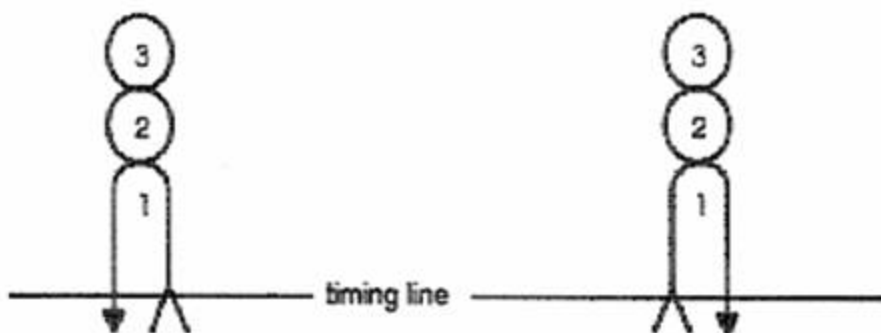


Figure III-I.3.d. Texas Barrels Pattern

III-I.3.e. Flag Race

- (1) One barrel is positioned 150 feet from the start or finish line. A bucket filled $\frac{1}{2}$ way with sand is placed on top of the barrel.
- (2) Two different colored batons (with or without flags attached) will be used during this event.
- (3) Riders will start from behind the start or finish line with a baton, run to the barrel at the far end of the arena, and switch batons **in the bucket**. Riders will return to the start or finish line with the new baton in hand.
- (4) The baton must be deposited **inside** the bucket, **in an upright position**. Failure to maintain the baton in an upright position, switch batons, **run behind the barrel**, or place the baton in the bucket will result in disqualification.
- (5) Knocking over a barrel will result in disqualification.
- (6) Any route may be used to and from the finish line. **The exhibitor must make a complete pass, but is not limited to one pass around the barrel.**
- (7) The flag race barrel, bucket, and baton are illustrated below:



Figure III-I.3.e. Flag Race Barrel,Bucket and Baton

III-J. SPECIAL INVITATIONALDIVISION

III-J.1. Pleasure Pairs Class

III-J.1.a. Pairs may be shown in either hunt seat, saddle seat, or western tack and attire in accordance with the rules of the pleasure class in the respective riding divisions.

III-J.1.b. Class entry will consist of two horses or ponies and two exhibitors.

III-J.1.c. Junior and Senior exhibitors will compete in the same class.

III-J.1.d. Entries are to be shown abreast at a walk, jog or trot, and lope or canter, both ways in the ring. Horses may be asked to back and stand quietly. Judges may request additional tests.

III-J.1.e. The use of leg wraps, splint boots, and similar accessories are prohibited.

III-J.2. Dressage Division Classes

Consult the *N.C. 4-H Horse Program Basic Dressage Manual and Rule Supplement* found at http://www.cals.ncsu.edu/an_sci/extension/horse/Webpages/NCSU_EHH_State_Horse_Show.html

III-J.3. Versatility Class

Versatility Class is composed of four events, with each event counting equally toward the overall placement. Each event will be run in accordance to the rules governing that event, unless otherwise specified.

III-J.3.a. General Rules

- (1) Separate classes will be held for Junior and Senior members.
- (2) A fall by a horse or rider will result in a disqualification from the Versatility Class, and the horse and rider will be excused from the ring.
- (3) Anything resulting in a no-score or no-time from any one event will result in 0 points or no placement in that event, but will not eliminate the entry from placement in other events in the class (for example, going off pattern in the precision pattern or receiving a no-time in the games portion).

(4) In Versatility Class, attire must appear to be in accordance with the rules of the event with the exception of boots. (Western chaps or jeans over hunt seat boots **or** jodhpurs with straps over western boots are acceptable.). USEF-approved headgear with a fastened harness of any riding style is **mandatory** for any class or riding division. **Refer to Rule 1-F.23 in this rulebook.**

(5) All horses and riders will remain in the arena for the entire class. Horses and riders will not be permitted to leave the arena between events or before the class is dismissed. Failure to follow this policy will result in disqualification from the versatility class. Large classes will be split in accordance with 4-H Horse Program rules. Horses not competing in a round of the finals of a split class will be maintained in a specified holding area and must not be spoken to or assisted by non-horse-show personnel. Unauthorized assistance at any time will result in disqualification from the class.

(6) Exhibitors disqualified from the Versatility Class may keep any awards earned in previous Versatility Class events, but all points will be forfeited. Should an exhibitor be disqualified, points will not be redistributed.

(7) Ribbons will be awarded to first- through tenth-place entrants in each event and overall, depending on the number of entries.

(8) Two grooms per horse will be permitted in the ring at a designated time between events. The function of the groom is to assist the rider in changing tack and attire. Use of wheelbarrows or motorized vehicles during tack changes is prohibited. Grooms will not be permitted in the arena during the judging of the event and may only enter the arena when so designated by the announcer per their instructions. At the announcer's direction, the grooms will first be lined up down the middle of the ring at the cones; and, at the specified time, the grooms will be instructed to WALK to their respective exhibitor. There is a 5-minute limit for each tack and attire change. Failure to complete the tack and attire changes within the time limit will result in disqualification from the class.

(9) Points accumulated in this class will not be used in the determination of Southern Regional qualification.

(10) Only one rider per horse will be permitted. Points will be awarded for first- through tenth-place entrants in each event in the following order:

Versatility Class Awarding of Points

Number of Horses in Class	Points Awarded by Competition Placement									
	1	2	3	4	5	6	7	8	9	10
1	1									
2	2	1								

3	3	2	1							
4	4	3	2	1						
5	5	4	3	2	1					
6	6	5	4	3	2	1				
7	7	6	5	4	3	2	1			
8	8	7	6	5	4	3	2	1		
9	9	8	7	6	5	4	3	2	1	
10	10	9	8	7	6	5	4	3	2	1

(11) Ties will be broken according to the following rules:

- (a) The horse and rider placing in the most events will win the tie.
- (b) The horse and rider with the highest finish in any one event will break the tie.
- (c) The final tiebreaker will be the fastest time accumulated in a barrel race according to the barrel-racing rules listed for the Speed Events Division rules listed in this chapter (item III-I.2.a)

III-J.3.b. Events

(1) Western Pleasure. Horses will be judged according to the Western Pleasure Class rules listed in this chapter for the Western Horses and Ponies Division (items [III-E.4.e.](#) and [4.f.](#)). Separate classes will be held for Junior and Senior exhibitors. Tack must correspond to that listed in this chapter for the Western Horses and Ponies Division (item [III.E.2.b.](#)) except as noted above in the general rules for Versatility Class, item [III-J.3.a.\(4\)](#).

(2) English Pleasure. Horses will be judged as an open Pleasure Class entry at a walk, trot, other appropriate gait, and canter, both ways of the ring. Horses may be shown in either Hunt Seat or Saddle Seat Division attire. Tack must be in accordance with rules for appointments listed in this chapter for the Hunt Seat and Saddle Seat divisions (items [III-A.2](#), [III-C.2](#)), except as above in the general rules for Versatility Class, item [III-J.3.a.\(4\)](#).

(3) Precision Pattern

(a) Horses will be judged on their ability to perform a prescribed equitation-type pattern with emphasis placed on execution of movements, manners, responsiveness to the rider, precision, and exactness of pattern. Cones will be used to denote movements within the pattern. A pre-announced time limit will be imposed on all patterns. Horses will not be required to do flying lead changes.

(b) Riders equitation will not be evaluated.

(c) Horses may be exhibited in either Western, Hunt Seat or Saddle Seat Division tack and attire, but a mixture of tack and attire is prohibited, with the exception noted above in the general rules for Versatility Class, [III-J.3.a.\(4\)](#). Entries must conform to appointment rules for their respective divisions.

(4) Texas Barrels. Horses will be judged according to the rules in the Speed Events Division (item [III-I.3.d.](#)) except that failure by an exhibitor to follow the course will be given a no-time instead of a disqualification.

III-J.4. Costume Class

III-J.4.a. Non-point classes open to all exhibitors on horses and ponies who have qualified to show at the State 4-H Horse Show. Ribbons will be awarded according to NC State 4-H Horse Show Rules

III-J.4.b. Judging to be based upon the originality to the costume and consistency of the theme as evidenced in the exhibitors attire and horses tack and equipment.

III-J.4.c. Participants will compete and be awarded in one of the following classes: Originality, Historic, Comedy, and Prettiest. Participants must enter the appropriate class on their entry form.

III-J.4.d. Participants in these classes may show mounted or dismounted (shown in hand) and no carts are allowed. Each entry will be allowed one handler in the ring. **If mounted, the rider's seat must be in direct contact with the horse or saddle. No person may be tied to the horse. All participants must wear boots with a functional heel as outlined in Rule I-F.24. in this rulebook.**

III-J.4.e. The classes may be split at fifteen entries upon Show Management's discretion.

III-K. ADAPTIVE RIDING DIVISION

III-K.1. Objective

To provide an educational and therapeutic opportunity for physically or mentally handicapped 4-H members to demonstrate their horsemanship skills.

III-K.2. General Rules

Exhibitors in this division must meet the following requirements:

III-K.2.a. They must be eligible members in a 4-H adaptive riding program. Participation is to be verified by an agent. The minimum participation age is 9.

III-K.2.b. They are not eligible to participate in classes other than those offered in the Adaptive Riding Division. This is an Invitational Division.

III-K.2.c. They are exempt from the management and ownership of project animals. Show management reserves the right to approve the suitability of all animals entered in this division.

III-K.2.d. They will submit a medical information form (TRD-1), a Parent Release form (TRD-2), and the Therapeutic Riding Division Form (TRD-3). (Forms are available from the coordinator of the 4-H Therapeutic Riding Programs.)

III-K.2.e. They must wear protective headgear approved for use in the N.C. 4-H Horse Program Hunt Seat Division.

III-K.2.f. Riders with Downs Syndrome may not compete if they have a positive diagnosis for atlantoaxial subluxation or atlantoaxial instability.

III-K.3. Classes

III-K.3.a. All classes offered under this division are invitational. Previous qualification at a district show is not required. Divisional championships will not be awarded.

III-K.3.b. In riding classes, the following will be offered as separate levels.

- (1) Level 1: Riders require a horse handler and one to two side walkers. A horse handler is an individual who is positioned at the horse's head for safety. The side walkers may assist the rider during mounting and dismounting.
- (2) Level 2: Riders require a horse handler during the trotting phase of the class only. The use of a side walker is optional.
- (3) Level 3: Riders must ride independently. Assistance is prohibited. Unauthorized assistance will be penalized at the judge's discretion.

III-K.3.c. Riders will not be permitted to cross-enter riding levels.

III-K.3.d. Aides may not give commands to the rider or the mount nor provide extra physical prompting, except in case of emergency. Special consideration, however, will be given to the visually impaired, hearing impaired, or severely disabled rider.

III-K.3.e. Riders will be ranked in 1st through 10th places, depending on class entries as described in this manual. Class winners will receive an award and ribbon. Second- through tenth-place winners will receive ribbons.

III-K.4. Clothing and Equipment Requirements

III-K.4.a. Apparel. Riders are encouraged to use appropriate tack and wear correct riding apparel.

- (1) Jeans or other long pants and hard-soled shoes or boots are acceptable. Attire must be neat.
- (2) Tank tops and halter-tops are not permitted by riders, horse handlers, or side walkers.
- (3) Sneakers or other soft-soled shoes may be worn only with written permission of a physician.

III-K.4.b. Tack

- (1) Style of tack is optional.
- (2) Adaptive equipment may be used, but in no way may the rider be attached to the horse or saddle.

- (3) Safety stirrups are advised.

III-K.4.c. Special Equipment (such as a mounting ramp, mounting, and block)

- (1) Riders and their respective club leaders are responsible for assuring that proper and safe special equipment is on hand to facilitate safe mounting procedures at all shows.
- (2) Riders will enter the arena mounted in all performance classes.

III-K.4.d. Class Tack and Attire. Consult this manual for a complete description of proper tack and attire for the Western, Hunt Seat, and Saddle Seat Division classes.

III-K.5. Class Routines

III-K.5.a. Walk Only Equitation Class

- (1) This class will be offered on three different riding levels.
- (2) Each rider's equitation will be judged on position, balance, use of natural aids, and control of the mount. Emphasis will be placed on each rider's ability to safely and independently control the horse.
- (3) Riders maybe accompanied by horse handlers and one or two side walkers in Levels 1 and 2. Handlers and side walkers may assist only to assure the rider's safety. Continued or unnecessary assistance from aides will be penalized by the judge in all levels.
- (4) Class routine
 - (a) Riders will enter the arena at a walk in a counterclockwise direction.
 - (b) At the direction of the announcer, riders will walk, reverse at a walk, walk; stop; back.
 - (c) Riders will perform only at the walk.

III-K.5.b. Walk-Trot Equitation Class

- (1) This class will be offered on three different riding levels.

(2) Each rider's equitation will be judged on position, balance, use of natural aids, and control of the mount. Emphasis will be placed on each rider's ability to safely and independently control the horse.

(3) Riders may be accompanied by horse handlers and one or two side walkers in Levels 1 and 2. Handlers and side walkers may assist only to assure the rider's safety. Continued or unnecessary assistance from aides will be penalized by the judge in all levels.

(4) Class routine

(a) Riders will enter the arena at a walk in a counterclockwise direction.

(b) At the direction of the announcer, riders will walk, jog, or trot; reverse at a walk, jog, or trot; stop; back.

(c) Riders will perform at a sitting trot, posting trot, or jog unless

III-K.5.c. Showmanship at Halter Class

(1) Exhibitors will be judged on their ability to exhibit a horse in accordance with showmanship-at-halter rules listed in this manual (item [II-B.](#)).

(2) Entries will be judged solely on showmanship ability. Factors like grooming and trimming will not be considered.

(3) Exhibitors in wheelchairs may exhibit with the assistance of a side walker pushing the wheelchair. Only the exhibitor, however, may use the lead shank to control the horse. Unnecessary assistance from the side walker that directly affects the control of the horse will be penalized by the judge.

(4) Class Routine:

(a) Exhibitors will enter the ring at a walk in a counterclockwise direction. Exhibitors will lineup at the direction of the ringmaster.

(b) When acknowledged by the judge, exhibitors will perform the following individual pattern: walk to the judge; pose for inspection; when excused, complete a 180-degree turn to the right; trot back to the line up; complete a 180-degree turn to the right; and pose your horse.

(c) The judge may require additional pattern work.

(5) Special considerations may be made depending upon medical information submitted on the TRD-1 form. See the Appendix to this manual for sample registration, release, and medical history forms.

III-K.5.d. Trail Class

- (1) This class is open to all levels of exhibitors as described under the general rules for Trail Classes in this chapter (item III-E.4.h.).
- (2) The class will be judged in accordance with the Trail Class rules listed in this manual.

CHAPTER IV. SHOW MANAGEMENT CONSIDERATIONS

IV-A. [Show Officials](#)

IV-B. [Show Committees](#)

IV-C. [Equipment and Supplies Checklist](#)

IV-D. [Suggested Check Points](#)

A smooth-running show depends on two primary tasks: Show events should be planned carefully, and show responsibilities should be delegated to capable and reliable individuals. After the date and location of the show have been determined, the show management should appoint committees or individuals to assume definite responsibilities. The following checklists and suggested checkpoints are offered for your information and consideration.

IV-A. SHOW OFFICIALS

1. Show Committee:	9. Gateman
a. Chairman	10. Stable Manager
b. Show Secretary	11. Veterinarian
c. Members	12. Farrier
2. Show Manager (Superintendent)	13. Photographer
3. Judge(s)	14. Ring Crew (s)
4. Steward(s)	15. Concessions
5. Ringmaster(s)	16. Appeals Committee
6. Announcer (s)	17. Point Secretary
7. Course Designer	18. Awards Marshal
8. Paddock Master	

IV-B. SHOW COMMITTEES

1. Ribbon and Trophy	10. Awards Presentation
2. Judge Selection	11. Publicity
3. Ad, Sponsor, and Program	12. Finance
4. Safety (First Aid, Insurance, Veterinarian, etc.)	13. Equipment
5. Concession	14. Hospitality
6. Ring Crew	15. Clean Up
7. Arena Maintenance	16. Camper Hook-Up
8. Stabling, Feeding, and Feed	17. Parking
9. Registration	

IV-C. EQUIPMENT AND SUPPLIES CHECKLIST

1. Jumps (check rules for type and amount, have extra poles and standards)	12. Log Chain
2. Trail Obstacles	13. Hammer, Nails, Stapler
3. Western Riding Obstacles	14. Poster Paper, Tape, Markers
4. Cones, Barrels, Poles, and Electric Timer	15. P.A. System, Batteries
5. Stop Watches (two)	16. Stall Signs
6. Class Sheets	17. Change (\$50 to \$100)
7. Numbers (2/Rider and 1/Stall)	18. Porta-Johns
8. Judge's Cards	19. Water Source
9. Forms, Miscellaneous, and Spare Sheets	20. Show Programs
10. Entry Forms	21. Rule Books and Class Lists
11. Tractor, Drag, Water Wagon	

IV-D. SUGGESTED CHECKPOINTS

IV-D.1. Public Announcement

IV-D.1.a. A public announcement should be made well in advance, giving the date, time, and location of the show. It should also tell when, where, and how exhibitors are to make entries.

IV-D.1.b. Every show announcement should carry a full description of the show and events. This includes diagrams of all courses and conditions of all classes and how the various portions of each particular class shall be scored.

IV-D.1.c. Diagrams of all courses and conditions of the classes should be available to contestants 1 hour before the class. These diagrams and conditions should be posted in the stable area, as well as in the show arena.

IV-D.2. Facilities

The management should provide the following facilities:

IV-D.2.a. Show arena of adequate size and condition.

IV-D.2.b. Equipment necessary for officials.

IV-D.2.c. Parking and seating for spectators.

IV-D.2.d. Restrooms, food, drinking water, and other considerations for the comfort of exhibitors and spectators.

IV-D.2.e. Exercise area, warm-up jumps, and practice obstacles for exhibitors.

IV-D.2.f. Rails for horses entered (when possible).

IV-D.2.g. Trailer parking.

IV-D.3. Proceedings

IV-D.3.a. Questions regarding the conduct of the show should be referred immediately to the show committee. They should confer with other show officials or judges, if necessary, and give an on-the-spot decision that shall be accepted as final. A designated appeals or executive committee may be desirable.

IV-D.3.b. An explanation of proceedings should be carried over the public address system while the show is in progress to inform the public of events being conducted.

IV-D.3.c. All decisions of the judge will be considered final. Judges should be encouraged to give reasons for final placings when applicable.

IV-D.3.d. When the number of entries is large, the management should reserve the right to have preliminary selections made in any class (rounds or cuts) to further divide the class on the basis of height or types of horses entered or to combine certain classes if the need arises.

IV-D.4. Exhibitors

IV-D.4.a. A Code Of Conduct form signed by the exhibitor and a Medical Release Form signed by both parents should be required of all exhibitors.

IV-D.4.b. All riders should be identified by large numbers pinned on their backs or by numbers on each side of the saddle pad (preferred).

IV-D.4.c. Good sportsmanship should be stressed at all times.

CHAPTER V. STABLE MANAGEMENT EVENTS

V-A. [General Information](#)

V-B. [Guidelines](#)

V-A. GENERAL INFORMATION

The stable management event may be held in conjunction with the State 4-H Horse Show, as determined by the State 4-H Horse Advisory Board. It is designed to encourage safe and proper stable management, health care, and grooming. The judge is serving as a teacher or guide throughout the event.

Exhibitors are encouraged to obtain and read the North Carolina State 4-H Stable Management Event Evaluation Procedures and Individual Stable Management Score Sheet, which is available from county or state Extension service offices. The following guidelines summarize the stable management rules and evaluation procedures:

V-B. GUIDELINES

V-B.1. Eligibility

V-B.1.a. The event is strictly a youth activity for 4-H members. Leaders, parents, other adults, or non-4-H members should not assist in stable management procedures.

V-B.1.b. Pre-entry is required to guarantee an inspection time. A pre-entry form is included in your show packet and should be sent separate from your show entry with the appropriate entry fees to the designated Stable Management Coordinator. **No late entries are accepted.** Sign-up for specific times will be done after arrival on the grounds at an advertised location. All 4-H members are expected to use good stable management and safety practices. Stable Management judges will note and report to the Show Management any unsafe or poor stable management practices regardless of whether the exhibitor is pre-registered for the formal Stable Management Event.

V-B.2. Facilities

V-B.2.a. Stalls should be cleaned and well bedded.

V-B.2.b. Horses should be cooled and brushed properly before being left in their stalls. The condition of your horse is judged, considering his weight, coat condition, care of any wounds or injuries, etc. Hooves showing lack of care are penalized.

V-B.2.c. For safety purposes, place water buckets, hay, and grain containers in the front of the stall and hung high enough to eliminate the chance of the horse putting a foot in them. Buckets and containers should be kept clean. Lightweight plastic and metal buckets should be avoided.

V-B.2.d. Tack should be clean, safe, oiled, and polished.

V-B.3. Judging

V-B.3.a. Judging may be conducted by one judge or a committee of judges in accordance with the guidelines described in the North Carolina State 4-H Stable Management Event Evaluation Procedures and Individual Stable Management Score Sheet

V-B.3.b. Participation in the daily inspection of the stable management event is required, but formal inspection is optional. Entries will be judged on an individual basis. Stable Management will be judged using a demerit system.

V-B.3.c. Stables will be judged at a pre-announced time during the show. Stalls, horses, tack, first-aid supplies, and grooming equipment will be evaluated for safety and cleanliness during the formal inspection. In addition, feed and hay storage areas may be inspected. Tack must be on display during formal inspection but need not be on display during other judging times. The exhibitor's cooperation and appearance, cleanliness of tack and riding equipment, availability and condition of stable equipment, and horse management practices will be evaluated during the formal inspection. Suggested equipment includes feed and water buckets, tack or grooming boxes, first-aid equipment, saddle racks, rakes, pitch forks or scoop shovels, and muck buckets. Both stalls and exhibitors should be appropriately identified with the name of the 4-H member, the name of the horse, the county, and the club name during the inspection. If an exhibitor is unable to keep the appointment with the stable management judge, he or she should notify the judge as soon as possible. A subsequent inspection time may be scheduled, if available.

V-B.3.d. The event will be divided into Junior and Senior divisions. Ribbons for the Senior and Junior divisions will be awarded for first through sixth places. In addition, a medal will be awarded for first place in the Senior and Junior divisions. All exhibitors who participate in formal inspections will receive a Danish ribbon. Certificates will be awarded to the counties with 85 percent blue ribbons.

V-B.3.e. The stable management volunteer leader committee will have the responsibilities of securing a stable management judge, assisting in the tabulation of daily scores, processing daily exhibitors' scores for announcement of blue ribbon winners, and coordinating all aspects of the stable management event.

V-B.4. Safety

Exhibitors will be responsible for maintaining a safe, efficient stable. Infractions of safety rules in the stable area will result in a severe reduction of points from the total score. In addition, 4-H members are requested to adhere to the following safety rules.

V-B.4.a. Horses should be saddled and bridled when being ridden.

V-B.4.b. Riding with only a rope or halter and bareback riding are prohibited.

V-B.4.c. Horses must be ridden at a walk in areas outside the show ring or designated exercise areas.

V-B.4.d. Pedestrians have the right-of-way. Riders are responsible for yielding to pedestrians.

V-B.4.e. Horses are to be groomed, tacked, and untacked in the stall, not in the aisle ways. No mounting, dismounting, or riding in aisle ways is allowed.

V-B.4.f. An approved protective hard hat must be worn when schooling over fences.

V-B.4.e. Stalls should be inspected for nails, wire, loose boards, trash, etc.

V-B.4.g. Aisles should be kept free of obstructions at all times including chairs and tables.

V-B.4.h A halter and lead shank should be kept hanging on the stall door in case of emergency.

V-B.4.i. **Anything** jeopardizing the health or safety of the rider, the horse or any person walking through the barn will be penalized.

V-B.4.j. Fire buckets or extinguishers of suitable type (Type ABC) should be kept in the stable area.

V-B.4.k. Proper footwear should be worn at all times. Sandals or sneakers are not appropriate while handling or grooming your horse and will be penalized.

CHAPTER VI. CONTESTS

- VI-A. [Horse Bowl Contest](#)
- VI-B. [Horse Presentation Contest](#)
- VI-C. [Horse Team Presentation Contest](#)
- VI-D. [Horse Public Speaking Contest](#)
- VI-E. [Creative Writing Contests](#)
- VI-F. [Horse Judging Contest](#)
- VI-G. [Hippology Contest](#)

VI-A. HORSE BOWL

VI-A.1. Objectives

VI-A.1.a. To offer an opportunity for youths interested in horses to display the knowledge they have gained in a competitive and friendly atmosphere.

VI-A.1.b. To encourage youths and leaders to study and obtain a more thorough and complete knowledge of horses and related subject matter. Youths will gain confidence in their horse knowledge and be rewarded and recognized for their achievements. Local club, county, or inter-county competition is encouraged whenever feasible.

VI-A.1.c. To always provide an enjoyable educational experience for participants and spectators.

VI-A.2. Eligibility

VI-A.2.a. Each contestant must be an actual 4-H club member approved by his or her county Extension office and horse club leader. Participants are not required to own a horse to participate.

VI-A.2.b. If no district qualification is held, each county will be eligible to enter any number of Junior and Senior teams in the state contest. Mixed teams will be limited to two teams per

county. Each team must have four eligible members. All team members must be present at the team seeding.

VI-A.2.c. All members of a Junior team may not have reached age 14 as of January 1 of the current year. All members of a Senior team must have reached age 14 but not age 19 before January 1 of the current year. It is strongly encouraged that mixed division teams consist of at least two Junior members and two Senior members. (A mixed team must contain at least two Junior members and one Senior member seated in competition at all times and may not have more than two Seniors seated at **any time**.) Any entry form not completed in its entirety will be returned to the sender. If the entry form is resubmitted after the deadline date it will be assessed a late fee of \$10 per team. In the event that late entries are prohibited, no late entries will be accepted.

VI-A.2.d. Contestants may participate in only one division and on one team in a given year.

VI-A.2.e. Members of 4-H are not eligible to participate in a regional or state contest if they have completed a secondary education course (college, community college, or technical school) related to Horse Bowl Contest subject matter.

VI-A.2.f. An All-Star Team composed of the high-scoring Senior individuals from the **Senior and Mixed Division**, in the N.C. State 4-H Horse Bowl Contest will be tested to determine the state team and will represent North Carolina in National and Regional competition. In the event a high Senior Horse Bowl individual also is a high individual in the State Horse Judging Contest or Hippology Contest within the same year, that individual will have one week after completion of the State Horse Judging Contest to declare in which event(s) he or she wishes to represent North Carolina at national contests. The State Extension specialist will designate the next high-ranking individuals in the other contest(s) to represent North Carolina at nationals.

VI-A.2.g. Members of the champion team in the Senior, Junior, or Mixed divisions who were not selected to participate on the state team, will be eligible to compete on future teams in that division as long as they meet the age and educational eligibility requirements. Members of the state team selected from the Senior and Mixed divisions and participating at the National 4-H Roundup or Quarter Horse Congress will be ineligible to participate as members on any future county horse bowl teams.

VI-A.2.h. The winning state team from the previous year will be eligible to assist as scorers and doorkeepers in the Junior or mixed divisions of the current year at a regional or state contest.

VI-A.3. District Qualification

VI-A.3.a. Two state qualification procedures may be used at regional contests:

(1) District Elimination System

(a) District contests with seven or fewer Junior and mixed division team entries will use a double-elimination system to select the state qualified teams. Double elimination will not exceed three rounds of questions.

(b) A total of 14 Junior, 14 mixed and 14 Senior Division teams are eligible to compete in the State 4-H Horse Bowl Contest

(c) The number of teams per division and region eligible for the State 4-H Horse Bowl contest will be selected on a quota system based on the current year's participation. The number of teams per division and region will be determined by the state Extension horse specialist based upon a percentage of the total entries received two weeks before the contest deadline date. Entries will not be accepted after the advertised deadline date.

(2) No Regional Elimination System

(a) State contest competition will offer single elimination to an unlimited number of regionally qualified Junior and mixed division teams.

(b) Senior division competition will be open to an unlimited number of regionally qualified teams in a double-elimination competition.

VI-A.3.b. The State 4-H Horse Advisory Board will annually determine and announce the type of regional Horse Bowl qualification system.

VI-A.3.c. Team members, including alternates registered on a given team at the regional event, cannot be substituted before or during the state contest. The same team members, including alternates who are entered at the regional event, must compete at the State Horse Bowl Contest.

VI-A.4. Equipment

VI-A.4.a. Game Panels. An appropriate device will be used that will provide a clear indication of the first participant to respond to a question.

VI-A.4.b. Time Recorders. A stopwatch or other appropriate timing device will be required.

VI-A.4.c. Scorekeeping Devices. Two devices will be needed. One, such as a chalkboard, flip chart, or electronic light display, will be used to maintain team scores. It will be visible to the participants and, if possible, to the spectators. A second device will be required to maintain a record of individual participant scores.

VI-A.4.d. Equipment Failure

(1) It shall be the responsibility of each participant to assure that all equipment is operating correctly at the start of the match.

(2) If failure occurs during a match, the following rules apply:

(a) If the device being used ceases to function during a match or is believed to be malfunctioning, a time-out may be called by any participant, the moderator, or either coach.

(b) If, after checking, it is determined that there is an equipment malfunction, the faulty part or parts will be replaced and play will be resumed.

(c) Scores accumulated up to the point of the time-out shall stand, and all further points awarded during the remainder of the match will be added to or subtracted from this total.

(d) If both referee judges or one referee judge and the moderator deem it advisable, points awarded for the two questions asked immediately before the determination of equipment failure may be recalled, and two additional questions used.

(e) Under no conditions, shall there be a replay of a match in which equipment failure occurred.

VI-A.5. Sources of Questions

VI-A.5.a. Restrictions. Restrictions placed on the sources of materials used for developing questions for the Mixed or Senior divisions, dictate that all questions be drawn from the references located on the 4-H Horse Program Web site at http://www.cals.ncsu.edu/an_sci/extension/horse/4h_Horse/4hmain.htm

It should be clearly understood that this listing does not constitute an official endorsement of these materials. The publications are typically marketed by veterinary supply companies.

VI-A.5.b. Submissions. Club leaders and team coaches are strongly urged to submit four new questions, answers, and question sources each year for each of the following categories:

(1) Anatomy	(8) Physiology and reproduction
(2) Breeds and breed organizations	(9) Psychology, training, and vices
(3) Diseases and unsoundness	(10) Parasites
(4) Genetics	(11) Tack and equipment
(5) History and evolution	(12) Trivia (limited to a maximum of two questions per round)
(6) Nutrition	(13) Judging and conformation
(7) Showing, show procedures, and other mounted activities	

VI-A.5.c. Arrangement. All questions shall be arranged in game packets consisting of 32 total questions per match. Toss-up questions will be worth one point at all times. In Senior Division competition, the one-on-one competition will be held during the first half and followed by the toss-up section. Bonus questions will be used with toss-up

questions during all matches at the state contest. BONUS QUESTIONS will be worth (3) points. They are attached to a correctly answered toss-up question, in the OPEN part of the match. When multiple answers are required, (3) POINTS will be awarded if ALL of the required answers are correct. No points will be awarded or taken away if there is less than the required number of answers, or if there are no correct answers. No part of the bonus questions will be repeated, nor will any additional information be given to the contestants relative to the question. These points will count toward team scores only.. Bonus question points will not be included in individual scores. ~~Bonus questions will have a predetermined value of one to three points. The point value of the bonus questions shall be announced before the reading of its associated toss-up question. Partial points may be awarded for correct partial answers to bonus questions as determined by the moderator with the approval of the judges.~~

VI-A.6. Officials

VI-A.6.a. Moderator (Quiz Person). The moderator shall assume complete direction of the game, ask all questions, designate participants to answer questions, and accept or reject all answers unless the questions or the answers are challenged. The moderator shall indicate when a participant has exceeded the allocated time for a question. The moderator will declare the game winner and shall be in control of the games at all times. The moderator must be an adult, older than age 19.

VI-A.6.b. Referee Judges. At least two referee judges shall be used. Referee judges must be knowledgeable horsemen with strong backgrounds in management, training, nutrition, physiology, showing, or veterinary medicine. The referee judges may rule individually or jointly on the acceptability of any question or answer. In cases of challenges to questions or answers, either both referee judges or one referee judge and the moderator must agree on the acceptability or rejection of any question or answer. The judge must be an adult who is older than age 19.

VI-A.6.c. Timekeeper. At least one individual shall be used to indicate to the moderator the expiration of the time allowed to respond to a question. A referee judge may serve as timekeeper.

VI-A.6.d. Scorekeeper. At least two individuals shall be used to keep score for each contest. The individual maintaining team scores shall do so in such a manner that all points awarded or taken from each team may be checked and that the scores are clearly visible to the moderator and to the participants. The second scorekeeper shall be used to maintain a record of the individual from each team that answers a question correctly.

VI-A.7. Teams

VI-A.7.a. Each team shall consist of four participants and an alternate.

(1) The alternate shall not be seated at the panel, nor may the alternate participate in the questions and answers unless:

(a) The moderator deems it impossible for one of the regular members of the team to continue in the contest; or

(b) The captain or coach of a team requests the replacement of a team member with the alternate.

(2) If an alternate is seated following the removal of a regular participant, the team member removed becomes the alternate and becomes ineligible to return to that particular game. The team member removed and the alternate remain eligible to participate in further games. The use of an alternate is strongly recommended.

(3) The alternate, if not used as a competing member of the contest, shall be considered eligible for future contests.

VI-A.7.b. Upon completion of a match, team members, and coaches must remain in the match room until the completion of the round or go directly to a designated, supervised holding area. After completion of a round, team members and coaches must remain in the designated holding area until their match or lunch break.

VI-A.7.c. Each team member and coach participating in the state competition will receive an identification tag indicating his or her name, county, and team name.

VI-A.7.d. Counties with multiple team entries in the same age division cannot be matched against each other in the first round. County teams with conflicts must redraw for seeding. In the event teams are unable to redraw for seeding, the contest coordinator will modify the original seeding order accordingly.

VI-A.8. Procedures of Play

VI-A.8.a. Order of Team Play

(1) Team captains will randomly draw numbers to be seated in the contest. A predetermined modified bye system may be used in determining the regional representatives for the state finals.

(2) The highest scoring losing team from the preceding round will be used when necessary to fill brackets in succeeding rounds. If a tie exists in selecting the highest scoring losing team, the team with the smallest losing margin will be used.

(3) Single elimination brackets will be used in the Junior and Mixed divisions if more than seven teams are entered within a division. Double-elimination brackets will be used in the Senior Division; in addition, if the Junior and Mixed divisions have seven or less teams registered, then a double elimination bracket will also be used for those divisions.

(4) Spectators, team members, and coaches who have heard the questions being used in a given round may not consult with teams that will be participating in succeeding games in that round. Using cameras, video recorders, tape recorders and writing questions are prohibited during a match. Photographs will be permitted only before and after a match. No cell phones are allowed in the competition area. Cell phones will be confiscated. Holding rooms will be for the team and coaches only-- no parents in the holding area.

VI-8.b. Match Procedures (for Senior divisions only)

(1) Each match will be divided into two halves based on numbers of questions. Rounds will consist of 32 questions; **12 one-on-one questions and 20 toss up questions.**

(2) During the second half of the match, all regular and toss-up questions will be worth one point; and all bonus questions will be worth one to three points as indicated in this section in items VI-A.8.c.(9)(b) and (c). During the first half of the match, only one member of each team will be eligible to respond to a question. This eligibility will rotate with each question, beginning with the number 1 participant on each team and passing to the number 2, 3, and 4 participants of each team, respectively, until all the remaining questions have been asked, it is suggested that each team member be given an opportunity to respond to the same number of questions, that is, the number of questions asked during the first half of the game being evenly divisible by four.

(3) The point value of a correct response to a question during the first half of play will be as follows:

(a) Correct response = 2 points (individual and team)

(b) An incorrect response = loss of 1 point (individual and team)

(c) If both participants to whom a question is addressed fail to signal an intent to attempt an answer in the 5 seconds allowed, neither participant nor team shall lose or gain any points.

~~(d) If a member of a team activates a buzzer and an answer has not been started within the 5 seconds of allowable time, there will be an appropriate 1 point penalty imposed against the team and the participant activating the buzzer.~~ If the buzzer is activated and an answer is not started within the 5-second allowable time, there will be a minus two (-2) point penalty imposed against the contestant who activated the buzzer and their team.

(e) If any participants other than the two designated participants respond, that individual will lose 2 points; and the team of that individual participant will lose 2 points.

(f) If any participant responds more than twice to questions directed to another participant, he or she will be replaced at the panel by the alternate. If no alternate is available, the remainder of the match will be played with less than the full team, and all questions normally addressed to the eliminated participant will be addressed only to the opposing participant.

(4) During the first half of the match, only one member of each team will be eligible to respond to a question. This eligibility will rotate with each question, beginning with the number 1 participants on each team and passing to the number 2, 3, and 4 participants of each team, respectively, until all the remaining questions are asked.

VI-8.c. Starting the Contest (Junior, Mixed, and Senior divisions)

(1) Teams are assembled and seated at their respective panels, and each participant is given the opportunity to check the equipment. Each participant must have a visible tag denoting their name and team title. It is recommended that team members introduce themselves to the scorekeeper(s).

(2) A team captain is designated and shall be seated nearest the moderator. One coach per team will be designated as the match coach. Additional coaches will not be eligible to communicate with the moderator or judges during protests.

(3) The question packet is opened by the moderator.

(4) At the signal of the moderator or as the first question is started, time begins.

(5) The moderator reads the first toss-up question (as with all succeeding questions) until the completion of the reading of the question or until a participant activates a buzzer. The point value of all bonus questions will be announced before the accompanying toss-up question is read.

(a) If a buzzer is activated during the reading of any question, the moderator will immediately cease reading the question; and the participant activating the buzzer shall have 5 seconds to begin his or her answer based on that portion of the question read. The answer given must correctly answer the complete written question.

(b) If the answer given is incorrect, the correct question and answer will be given for educational purposes.

(c) All participants must wait for verbal acknowledgment from the moderator before answering a question. Failure to wait for verbal acknowledgment after activating the buzzer will result in an automatic incorrect answer and subsequent reduction of points.

(6) At the completion of the reading of a question or when a buzzer is activated, 5 seconds are permitted in which to begin an answer.

(a) Any member of either team is allowed to activate the buzzer and attempt to answer the toss-up questions.

(b) It shall be the responsibility of the moderator, timer, and referee judges to determine if any actual answer is started within this 5-second period.

(7) If the time in which to answer a question elapses without a participant activating a buzzer, the question is discarded. The moderator will announce the correct answer for educational purposes.

(a) There shall be no loss of points if neither team attempts to answer the question by activating the buzzer.

(b) If a bonus question is attached to an unanswered toss-up question, the bonus question is transferred to the next possible toss-up question to which no bonus question is attached.

(8) If the answer to a toss-up question has begun during the 5 seconds allowed, but the answer is incorrect, that team loses the points associated with that toss-up question.

(a) If a team activates a buzzer and an answer has not been started within the 5 seconds allowed, the team activating the buzzer will be penalized the value of the toss-up question.

(b) If a bonus question is attached to an incorrectly answered toss-up question, the bonus question is transferred to the next possible toss-up question to which no bonus is attached.

(9) If the toss-up question is answered correctly within the 5 seconds allowed, that team scores 1 point.

(a) If a bonus question is attached to the correctly answered toss-up question, ~~the moderator then reads the bonus question and a 10-second period is permitted for the team members' consultation to determine the answer. The end of the 10-second consultation period is signaled by the timer. At the signal from the timer, a 5-second period is then permitted for the team captain or his designee to begin the answer. The team should allow the moderator to read the complete question. The team will be given ten (10) seconds to confer. The acknowledger will call time at the end of ten (10) seconds. The team captain or designee must then start giving the required number of answers within five (5) seconds. Team members may give answers to the captain/designee during the 30-second answering period.~~

(b) ~~Successful completion of the answer will result in the team being awarded the associated point value of the bonus question.~~

(c) ~~Partial points may be awarded for the correct partial answers to bonus questions as determined by the moderator with approval of the judges.~~

(d) Failure to answer a bonus question results in no penalty (loss of points) to the team.

(10) There will be no consultation among the team members nor will there be any coaching permitted by team members on toss-up questions. Failure to follow this rule will result in a 5-point penalty to the team committing the offense plus an automatic incorrect answer for that question (total of -6 points). ~~Team members will be allowed to consult for 10 seconds before answering a bonus question.~~

(11) In order to encourage full team participation, bonus points will be awarded to the first team of a match to have each team member correctly respond to at least one toss-up question. This bonus shall be worth 4 points in the Junior and Mixed divisions and 2 points in the Senior Division. Senior teams may be awarded two sets of bonus points. Junior and Mixed participants may be awarded one set of bonus points.

(a) To obtain these bonus points, each member of the team seated at the time must have correctly answered a toss-up question. If a team member who, already having answered a question correctly, is replaced by an alternate, it will be necessary for the alternate to also answer a question correctly before the bonus points may be awarded. After awarding team bonus points, all cards from both teams are collected, and both teams proceed clean.

(b) Team bonus points will not be included in individual scores.

(12) Either the team captain or the moderator may call for a time-out for clarification of a rule, to permit the alternate to participate, or to allow for unexpected problems. These time-outs may be called only after a question has been answered and before the start of the next toss-up question.

VI-8.d. Completing the Contest:

(1) The moderator will continue reading toss-up questions and bonus questions if applicable (Junior and Mixed divisions) or one-on-one questions (Senior Division) until all questions have been asked.

(2) If a question is thrown out either because of poor reading by the moderator or a decision by the referee judges, it will be replaced by another question so that the same total number of questions will be asked.

(3) Following the final questions, the team with the highest number of points shall be declared the winner of that game.

(4) In the event of a tie in the Junior or Mixed divisions after all toss-up questions have been read, seven additional toss-up questions will be asked. If a tie still remains after two overtimes of seven questions each, a packet of three questions will be read; and the team ahead after these three questions have been read and answered will be declared the winner.

(5) In the event of a tie in the Senior Division after all toss-up questions have been read **a match tie it will be broken with five (5) tie breaker questions. If a tie remains the first team to earn a point (or because of a loss of a point by the other team, has a (1) point advantage) will be declared a match winner based on the scores.**

2. Tie Breaker points do not get added to individual, team, or team bonus scores. They are used to break match ties only.**

****Please note these changes are to match National Rules.**

VI-8.e. Protests of Questions or Answers

- (1) If an "official" protest is acknowledged, play will be stopped, and the designated officials will consider the protest and make a decision. A (-1) point penalty will be assessed if the protest is not upheld. Any protests of questions or answers to questions may be made either by one of the team captains or the coach of either team only at the time a particular question is read or the answer is given. There will be only one coach recognized for each team. The moderator and the referee judges will consider the protest, and their decision in all cases is final.
- (2) If a question is protested and documented evidence (from a suggested reference) can be produced within 1 minute, a protest cannot be rejected. But the question can be thrown out or the protest accepted.
- (3) If a protest is sustained, the moderator will take one of the following actions as is deemed appropriate:
 - (a) A question is protested before an answer is given and the protest sustained-discard the question: No loss or gain of points will result for either team.
 - (b) An answer is protested (either correct or incorrect): At least one of the referee judges and the moderator or both referee judges determine the validity of the protest. Points will be added or subtracted as appropriate.
 - (c) A question is protested after an answer is given (correct or incorrect): At least one referee judge and the moderator or both referee judges determine the validity of the protest. The question may then be discarded at no loss of points, or the question may be allowed with the appropriate gain or loss of points as described in this section under item [VI-A.8.b.\(3\)\(b\)](#).
- (4) Abuse of protest provisions may result in one or more of the following:
 - (a) Dismissal of team coach from the contest area.
 - (b) Dismissal (or replacement) of the team captain.
 - (c) Dismissal of entire team with forfeiture of any points or standing.
- (5) Spectators, parents, and visitors may not protest any question, answer, or procedure during the course of play. They may, however, submit in writing to the contest officials any suggestions, complaints, or protests at the conclusion of the contest. Unseemly behavior, unsportsmanlike conduct, or any actions that are generally accepted as detrimental to the contest may subject the violators of such actions to dismissal from the immediate area of the contest.

VI-A.8.f. Awards

(1) Team rankings. The rank of teams will be determined primarily on the basis of their own win-loss record combined where necessary with the accumulated points for the entire contest. The top six Junior, Senior, and mixed division teams will receive ribbons. The top team in each division will receive an award.

(2) Individual awards. Individual awards will be presented to the first through fifth highest Junior, Mixed, and Senior Division participants. Only those participants who have participated in three or more matches in the Senior Division and two or more matches in the Junior and mixed divisions will be considered for the top individual awards. The three highest match scores for each Senior individual or two match scores for each Junior individual will be used to compute a total score in cases where individuals participate in more than three matches (Senior Division) or two matches (Junior and mixed divisions). Ties for individual awards will be broken according to the following order of priority:

- (a) High average score for the entire contest.
- (b) High individual round scores.
- (c) Total number of points earned in the contest.

VI-A.8.g. Summary of Horse Bowl Scoring

Action	Point Value
Correct answer—open question	+1
Correct answer—toss-up question	+1
Correct answer—one-on-one question (Senior Division only)	+2
Correct answer—bonus question-- All required answers required	+3
Senior Team participation—Four correct answers; each team member has correctly answered one question.	+2 (awarded only twice per match)
Junior Team participation—Four correct answers; each team member has correctly answered one question.	+4 (awarded only once per match)
Incorrect answer	-1
Incorrect answer—bonus question (No part of the answer is correct.)	0
Response penalty—No answer started in 5 seconds.	-2
Response penalty—Contestant not acknowledged.	-1**
Response penalty—out of turn	-2
Response penalty—out of turn for second time in same match	-2**
Response penalty—out of turn more than twice in the same match	-2 and elimination from match
Response penalty—out of turn third time in contest	-2 and elimination from the contest**
"Official" protest not upheld	-1

****Please note these changes are to match National Rules.**

VI-B. HORSE PRESENTATION CONTEST

VI-B.1. Objectives

VI-B.1.a. To encourage youths to teach others how to do something related to horses by the correct use of visuals or equipment.

VI-B.1.b. To give youths confidence in their ability to present information in a logical and concise manner.

VI-B.1.c. To increase the level of horse knowledge and expertise.

VI-B.1.d. To improve members' study skills and ability to use correct English.

VI-B.2. Eligibility

VI-B.2.a. Participants. Each participant must be an actual 4-H club member interested in horses. Members of 4-H are not eligible, however, to participate in a horse presentation or illustrated talk if by the date of the district contest they will have completed a year of training beyond the high school level in a communications course that requires public speaking. Participants do not need their own horse(s).

VI-B.2.b. Divisions. The horse presentation contest will be divided into three age divisions (9-10, 11-13, 14-18). Each county will be allowed to enter one individual in each division in district competition during District Activity Days. All Senior members must have reached age 14 but not age 19 before January 1 of the current year. The winners in all three age divisions in each district will compete in the state finals that will be held during the State 4-H Horse Show. District Activity Day rules will apply towards participation in other activities.

VI-B.2.c. Southern Regional Show. The state winner and runner-up of the Senior Division will be eligible to represent North Carolina in the Southern Regional contest in accordance with the rules of that contest. The individual who wins the state Senior Division will be eligible to represent North Carolina in other national contests if such contests are offered in accordance with the rules of those contests. The state is not responsible for paying expenses to these contests but will attempt to assist.

VI-B.2.d. Previous State Winners. Previous state winners, representing North Carolina in the Southern Regional competition or other national contests, are ineligible for further state competition. A NC State Champion can not comeback and compete in the state contest even if they did not compete at Eastern Nationals.

VI-B.3. Regulations

VI-B.3.a. At the discretion of the State 4-H Horse Advisory Board, individual and team presentation contests may be combined and held in conjunction with the State 4-H Horse Show. Consult the annual Advisory Board Minutes.

VI-B.3.b. Only one youth per age division may participate from each county.

VI-B.3.c. Demonstrations or illustrated talks may be on any horse-related subject.

VI-B.3.d. An individual presentation must be a minimum of 4 minutes (Junior Division) or 9 minutes (Senior Division) and not longer than 12 minutes. One point will be deducted per judge for each minute, or fraction thereof, under 4 minutes (Junior) or 9 minutes (Senior) or over 12 minutes. References are not to be included in the time limit.

VI-B.3.e. The demonstration or illustrated talks will be judged equally on the following basis:

Introduction	10 points
Organization	25 points
Content and Accuracy	25 points
Stage Presence	10 points
Delivery	15 points
Effect on Audience	5 points
Summary	10 points
Total	100 Points

VI-B.3.f. Notes and visuals may be used. Visuals should be neat, legible, and large enough to read easily.

VI-B.3.g. Contact the state Extension horse specialist or refer to the N.C. 4-H Horse Program Website (http://www.cals.ncsu.edu/an_sci/extension/horse/4h_Horse/4hmain.htm) for a copy of the N.C. 4-Horse Presentation Judges' Scorecard.

VI-B.4. Suggestions

VI-B.4.a. For additional information consult the following N.C. 4-H Program pages:

Presentation Information at <http://www.nc4h.org/presentations/index.html>

N.C. 4-H Program's Horse Index at
<http://www.nc4h.org/awards/AnimalScience/Horse/index.html>

N.C. 4-H Awards Handbook at <http://www.nc4h.org/awards/AwardsHandbook/index.html>

N.C. 4-H Forms includes information on Project books, scholarships, cumulative record book, and so forth at <http://www.nc4h.org/forms/index.html>

VI-B.4.b. 4-H Presentations (4H L-1-172) will be helpful in preparing youths for this contest. Also, Judging Presentations and the 4-H Scorecard will be helpful. Both are available from the office of 4-H and Youth Development at North Carolina State University.

VI-B.4.c. A list of suggested topics for demonstrations, illustrated talks, and horse public speaking can be found in the Appendix to this manual.

VI-C. HORSE TEAM PRESENTATION CONTEST

VI-C.1. Objectives

VI-C.1.a. To encourage youths to teach others how to do something related to horses by the correct use of visuals and equipment.

VI-C.1.b. To give youths confidence in their ability to present information in a logical and concise manner.

VI-C.1.c. To increase level of horse knowledge and expertise.

VI-C.1.d. To increase member's study skills and ability to use correct English.

VI-C.1.e. To provide 4-H members with an opportunity to work jointly designing and presenting an educational horse-related topic.

VI-C.2. Eligibility

VI-C.2.a. Participants. Each participant must be a bona fide 4-H member interested in horses. Members of 4-H are not eligible, however, to participate in a horse presentation or illustrated talk if by the date of the district contest they will have completed a year of training beyond the high school level in a communications course that requires public speaking. Participants do not need their own horses.

VI-C.2.b. Divisions. The team horse demonstration contest will be divided into three age divisions (**9-10, 11-13, 14-18**). Each county will be allowed to enter one team in each age division in district competition during District Activity Days. All members of a Senior team must have reached age 14 but not age 19 before January 1 of the current year. The winners in all three age divisions in each district will compete in the state finals, which will be held during the State 4-H Horse Show. District Activity Day rules will apply towards participation in other activities.

VI-C.2.c. Southern Regional Contest. The state winners and runners-up of the Senior Division will be eligible to represent North Carolina in the Southern Regional contest in accordance with the rules of that contest. The state winning Senior Division team will be eligible to represent North Carolina in the national contest in accordance with the rules of that contest. The state is not responsible for paying expenses to these contests but will attempt to help.

VI-C.2.d. Previous State Winners. Previous state winners representing North Carolina in the Southern Regional competition or other national contests are ineligible for further state

competition in the same area. A NC State Champion can not comeback and compete in the state contest even if they did not compete at Eastern Nationals.

VI-C.3. Regulations

VI-C.3.a. This contest may be combined with the individual demonstration contest and may be held during the State 4-H Horse Show at the discretion of the State Advisory Board. Should the contest be combined, the highest scoring individual and the highest scoring team ranked in the top six places will have the option of representing North Carolina in their respective category at national competition for the year. If they decline, the next highest-ranking team or individual placing in the top six will have the option to attend. Consult the annual Advisory Board Minutes.

VI-C.3.b. Only one team per age division may participate from each county.

VI-C.3.c. Demonstrations or illustrated talks may be on any horse-related subject.

VI-C.3.d. A team demonstration must be a minimum of 10 minutes for Seniors or 5 minutes for Junior participants. One point will be deducted per judge, for each minute, or fraction thereof, under 10 minutes (Senior Division) or 5 minutes (Junior Division); or over 15 minutes. References are not to be included in the time limit.

VI-C.3.e. The team demonstration or illustrated talk will be judged equally on the following basis:

Introduction	10 points
Organization	25 points
Content and Accuracy	25 points
Stage Presence	10 points
Delivery	15 points
Effect on Audience	5 points
Summary and Questions	10 points
Total	100 Points

VI-C.3.f. Notes and visuals may be used. However, excessive use of notes may be counted against the participant at the discretion of the judge(s). Visuals should be neat, legible, and large enough to permit ease in reading.

VI-C.3.g. No live animals may be used. State winning demonstrations may be modified to permit the use of live animals (if permitted) at the Southern Regional 4-H Horse Demonstration Contest.

VI-C.3.h. Only the judge(s) may question participants during the contest. Question time will not be counted toward the allotted time period. Participants are encouraged to repeat questions before answering.

VI-C.3.i. Participants should note their major references while in competition; **however, this list of references are not to be included in the time limit.**

VI-C.3.j. Contact the Extension horse specialist or refer to the NC 4-H Horse Program Website for a copy of the N.C. 4-H Horse Presentation Judges' Scorecard at:
http://www.cals.ncsu.edu/an_sci/extension/horse/4h_Horse/4hmain.htm

VI-C.4. Suggestions

VI-C.4.a. 4-H Presentations (4H L-1-172) will be helpful in preparing youths for this contest. Also, Judging Presentations and the 4-H Scorecard will be helpful. Both are available from the office of 4-H and Youth Development at N.C. State University or via the web at <http://www.nc4h.org/presentations/index.html>

VI-C.4.b. A list of suggested topics for demonstrations, illustrated talks, and horse public speaking is found in the Appendix to this manual.

VI-C.4.c. For additional information consult the following N.C. 4-H Program pages:

Presentation Information at <http://www.nc4h.org/presentations/index.html>

N.C. 4-H Program's Horse Index at
<http://www.nc4h.org/awards/AnimalScience/Horse/index.html>

N.C. 4-H Awards Handbook at
<http://www.nc4h.org/awards/AwardsHandbook/index.html>

VI-D. HORSE PUBLIC SPEAKING CONTEST

VI-D.1. Objectives

VI-D.1.a. To acquire skills, confidence, and poise in speaking to groups through the use of an interesting and familiar topic.

VI-D.1.b. To expand participants' horse knowledge and increase their research and study techniques.

VI-D.1.c. To teach participants how to organize thoughts and express ideas in a logical and concise manner.

VI-D.1.d. To increase participants' knowledge and control of the English language in expressing ideas.

VI-D.1.e. To reward and recognize participants for accomplishments they have made in a friendly and competitive atmosphere.

VI-D.2. Eligibility

VI-D.2.a. Participants. Each participant must be an actual 4-H club member interested in horses. Members are not eligible, however, to participate in a horse public speaking contest if by the date of the district contest they will have participated in official post secondary competitive events of a similar nature in the same subject area. Neither can the participant be undergoing preparation for such an event. Participants do not need to own their own horses.

VI-D.2.b. Divisions. The horse public speaking contest will be divided into three age divisions (9-10, 11-13, 14-18). Each county will be allowed to enter one individual in each division in district competition during District Activity Days. Senior participants must have reached age 14 but not age 19 before January 1 of the current year. The winners in all three divisions in each district will compete in the state finals which will be held during the State 4-H Horse Show. District Activity Day rules will apply to participation in other activities.

VI-D.2.c. Regional and National Contest Opportunities. The state winner and runner-up in the Senior Division will be eligible to represent North Carolina in the Southern Regional contest. The state winning Senior Division individual will be eligible to represent North Carolina in other national contests if such contests are offered in accordance with the rules of those contests. The state is not responsible for paying expenses to these contests but will attempt to assist.

VI-D.2.d. Previous State Winners. Previous state winners of the Junior Division will be ineligible for future Junior Division competition in horse public speaking. Previous Senior Division state winners or participants in the Southern Regional or national contests are ineligible for further competition. A NC State Champion can not comeback and compete in the state contest even if they did not compete at Eastern Nationals.

VI-D.3. Regulations

VI-D.3.a. Speeches must pertain to any area of the horse industry. Refer to the list of suggested topics in the Appendix to this manual.

VI-D.3.b. Notes may be used. Speakers should not read their speeches or give speeches that sound memorized. No visual aids or posters are allowed.

VI-D.3.c. A public speech must be a minimum of 4 minutes (Junior Division) or 8 minutes (Senior Division); and not longer than 10 minutes. One point will be deducted per judge for each minute, or fraction thereof, under 4 minutes (Junior) or 8 minutes (Senior) or over 10 minutes. References are not to be included in the time limit.

VI-D.3.d. Speeches will be judged on the following basis:

Introduction	10 points
Organization	15 points
Content and Accuracy	20 points
Stage Presence	15 points
Delivery	20 points
General	10 points
Conclusion	10 points
Total	100 Points

VI-D.3.e. Contact the Extension horse specialist's office or refer to the NC 4-H Horse Program Website for a copy of the N.C. 4-H Horse Public Speaking Judges' Scorecard at: http://www.cals.ncsu.edu/an_sci/extension/horse/4h_Horse/4hmain.htm

VI-D.4. Suggestions

VI-D.4.a. A list of suggested topics for demonstrations, illustrated talks, and horse public speaking is found in this section.

VI-D.4.b. *Public Speaking and You* (4H M-1-34) pamphlet gives many helpful hints in preparing and giving speeches.

VI-D.4.c. For additional information consult the following N.C. 4-H Program pages:

Presentation Information at <http://www.nc4h.org/presentations/index.html>

N.C. 4-H Program's Horse Index at
<http://www.nc4h.org/awards/AnimalScience/Horse/index.html>

N.C. 4-H Awards Handbook at
<http://www.nc4h.org/awards/AwardsHandbook/index.html>

VI-E. CREATIVE WRITING CONTESTS

VI-E.1. Objectives

VI-E.1.a. To provide an outlet for written expression for the 4-H member in horse related topics.

VI-E.1.b. To **encourage** youth to express their experiences and ideas in a creative manner.

VI-E.1.c. To recognize youth who have creative writing talent by expressing their ideas through writing.

VI-E.2. Eligibility

VI-E.2.a. Participants. Each participant must be a current 4-H club member. Participants do not need to own their own horse.

VI-E.2.b. Divisions. The contest will consist of a Junior and Senior Division. Youth who have reached age 14 but have not reached age 19 as of January 1 are considered Seniors. Junior individuals **must have reached age 9** but not have reached age 14 as of January 1. **Cloverbuds are not eligible to compete in creative writing events.**

VI-E.2.c. Eligibility. Youth may compete in these events as long as they meet the above qualifications.

VI-E.2.d. State Winners. State winners in the Junior Division are ineligible for future competition in the Junior Division in the same event. Junior state creative writing winners are eligible to compete in other Junior Division creative writing events in which they have not won a state championship. State winners in a Senior Division competitive writing event are ineligible to compete in that same creative writing event in future years. Senior state creative writing winners are eligible to compete in other Senior Division creative writing events in which they have not won a state championship.

VI-E.3. Regulations

VI-E.3.a. Contest Areas. Creative writing will be divided into three contest areas: Poetry, Short Stories, and Essays.

VI-E.3.b. Topics. Creative writing entries must be related to horses or the horse industry, and a new topic must have been developed since the previous year's contest. Any horse-related topic is acceptable.

VI-E.3.c. Identification. Creative writing entries must include

- ✍ A separate title page with the following information: Title of work, 4-H members name, address, **phone number, email address**, county, district, and division.
- ✍ Four copies (typed double-spaced or written legibly in ink) must be submitted, each with a title page. **Papers handwritten in pencil will not be accepted.**
- ✍ The title page will be removed before the entries are judged so that no names or identifying information will appear on the entries.
- ✍ The title of the entry must also appear on the body of the paper **without** the participant's name, address, phone number, email address, county, division, or district.
- ✍ Each creative writing entry will receive a number to identify it with the master list of Creative Writing Contest entries, and numbers will be retained in the Extension horse specialist's office.

VI-E.3.d. Judges. Creative writing entries will be judged by a committee of three judges, consisting of two knowledgeable horse owners who are familiar with the 4-H Horse Program and an official with an English background.

VI-E.3.e. Short Story Length. Short stories will be limited to 1,000 words maximum and a minimum of 200 words for Junior short stories and 500 words for Senior short stories. A short story contains a beginning, middle, and end using a time line. **Short Stories are to be typed double-spaced or written legibly in ink. Papers handwritten in pencil will not be accepted.**

VI-E.3.f. Poetry Length. Poetry will have a maximum of 50 lines.

VI-E.3.g. Judging. Poetry entries will be judged on the following basis

Poetic structure, rhyme and/or meter	30 points
Creativity, Imagination, and Originality	25 points
Overall Impact/Impression of Content	15 points
Grammar and Spelling	20 points
Neatness	10 points
Total	100 Points

Short story entries will be judged on the following basis:

Creativity, Imagination, and Originality	35 points
Plot/Story Line	30 points
Development	
Grammar and Spelling	25 points
Neatness	10 points
Total	100 Points

VI-E.3.h. Essays. An essay is a series of paragraphs on one topic written as a personal opinion.

(1) Essays will be limited to 200 to 1,000 words for Juniors and 500 to 1,000 words for Seniors. **Essays are to be typed double-spaced or written legibly in ink. Essays handwritten in pencil will not be accepted.**

(2) Essays will be judged on the following basis:

Content	40 points
Creativity and Expression	15 points
Originality	15 points
Grammar	20 points
Neatness	10 points
Total	100 Points

VI-E.3.i. Creative writing entries (short stories, poetry and essays) not conforming to the contest guidelines will be penalized by having points deducted from their total score as follows: Entries with incorrect postage may be disqualified.

/ Single-spaced	10 points
/ Length of entry (either over or under guidelines)	15 points
/ Name on entry (other than title page)	25 points

Any entry that is determined to have plagiarized someone else's work will be disqualified.

VI-E.4. Registration

VI-E.4.a. Entry Forms. Entry forms are available on the NC 4-H Horse Program Web site. Click on the appropriate Entry Form link on the Horse Creative Writing Contests Page.

VI-E.4.b. Entry Fee. Separate entry fee checks are required for each event, or the check and entry will be returned. (For example, a youth entering a poem, essay, and short story must submit three separate checks made payable to N.C. State University to cover the entry fee for the event).

VI-E.4.c. Deadline. The entry form must be completed and submitted with a postmark dated prior to the registration deadline. **Each creative writing submission must be submitted in quadruplicate** as noted in this section under item [VI-E.3.c.](#)

VI-E.5. Awards

VI-E.5.a. First- through sixth-place Junior and Senior winners in each event will receive ribbons. Ties will be broken starting with the judging criteria with the highest point value and continuing on in descending order. If ties are still present, the NC 4-H Horse Program will award multiple prizes of the same rank.

VI-E.5.b. The first-place Junior and Senior winners will receive an award in each event.

VI-E.6. Suggestions

For additional information consult the N.C. 4-H Program Website and section VI-B.4 of this chapter.

NC 4-H Horse Program Website:

http://www.cals.ncsu.edu/an_sci/extension/horse/4h_Horse/4hmain.htm

N.C. 4-H Program's Horse Index at

<http://www.nc4h.org/awards/AnimalScience/Horse/index.html>

N.C. 4-H Awards Handbook at

<http://www.nc4h.org/awards/AwardsHandbook/index.html>

VI-F. HORSE JUDGING CONTEST

VI-F.1. Objectives

VI-F.1.a. To teach participants good conformation (structural correctness, balance, and muscling), breed character, and performance ideals in different breeds of horses.

VI-F.1.b. To teach participants how to evaluate horses based on knowledge and fact, make a decision, and defend it.

VI-F.1.c. To teach participants horsemanship terms that can be used in a logical, systematic way to defend placings.

VI-F.1.d. To help participants gain confidence in their ability and use of the English language by giving oral reasons to a judge.

VI-F.1.e. To help participants learn to speak clearly, decisively, and convincingly through the use of oral reasons.

VI-F.2. Eligibility

VI-F.2.a. Participation. Any 4-H member is eligible to participate in the 4-H horse-judging contest. Members are not eligible, however, to participate in a contest if by the date of the contest they will have competed or participated in a postsecondary judging program. Senior state winning judging team members who do not make or choose to compete on the national team are eligible to participate again as a team member in that division while age eligible. Junior and Mixed Division state winning team members may continue to compete on a county team in that division in future contests while age eligible. **A Junior or Senior judging member who competes on a state-winning team is not eligible to compete again as a team member in that age division; however, a Junior or Senior high overall individual is eligible to return and compete on a team or as an individual in that age division.**

VI-F.2.b. County Participation. Each county is eligible to enter any number of Junior or Senior teams of three or four members in the state contest. Additional participants may participate as individuals in the contest. A team must be composed of three or four members. When four members are used, the three members with the highest total score will be used in determining team awards. All participants in the contest will be eligible for individual awards or recognition. **Individuals may compete as 4-H members and FFA competitors. The youth will be required to pay an entry fee in both divisions and give the appropriate number of reasons in each division.**

VI-F.2.c. Age of Teams. Senior teams will be composed of participants who have reached age 14 and have not reached age 19 as of January 1. Junior teams are composed of members who have not yet reached age 14 as of January 1.

VI-F.2.d. Medical Needs. Parents of 4-H members with specific medical needs during the contest must submit a written request to the Extension horse specialist prior to the contest.

VI-F.2.e. State Team Selection. The state team, which will represent North Carolina in regional and national competition, will be selected according to the following procedures:

(1) The Southern Regional team will consist of the winning Senior Division team and the next four or five highest scoring individuals to compose a team of eight or nine individuals. Selection of team members will be restricted to the Senior individuals at the North Carolina State 4-H Horse Judging Contest. These individuals will form two four-member teams and will represent North Carolina at the Southern Regional Horse Judging Contest in August. The teams will be coached by the coach of the winning Senior county team at the State 4-H Horse Judging Contest and by the Extension horse specialist, who will oversee the travel arrangements.

(2) The team representing North Carolina in the national contests will be selected by the Southern Regional team coach and the Extension horse specialist after the Southern Regional contest. The national team will consist of four to six members. Team members who actually participate in national competition will lose state eligibility. Individuals who judged at the Southern Regional Judging Contest but were not selected for the national team will be eligible to represent their county at future state horse judging contests. In addition to the Southern Regional contest, national team members will also judge at the Quarter Horse Congress and the Eastern National 4-H Horse Judging Contests. The team will also be eligible to compete in other contests, but the members must furnish their own transportation and travel money. The state office will assist in the acquisition of travel funds.

(3) The state champion Junior Division team will be allowed to participate in a Virginia State 4-H Horse Judging Contest without loss of future eligibility. The state is not responsible for providing expense money to these contests but will attempt to help.

VI-F.2.g. Event Declaration. In the event that the overall champion Senior team in the state judging contest has also won the state horse bowl contest within the same year, that team will have one week after completion of the state horse judging contest to declare the event in which they wish to represent North Carolina at the national contests. The second highest placing Senior team, in whichever event that was not chosen by the above mentioned team, will represent North Carolina at national contests in that event. At that time, the team will receive travel money but will not be eligible for future state contests.

VI-F.3. Regulations

VI-F.3.a. Conferring between Individuals. While the contest is in progress, there will be no conferring between participants or between a participant and anyone else except as directed

by the chairman or his representatives. Failure to abide by this regulation will result in disqualification of the participant. Participants may speak to their group leader if they have any questions or problems.

VI-F.3.b. Registration Fee. Each team or individual will pay a registration fee. The registration fee will be used to provide box lunches for all participants. Any entry form not completed in its entirety will be returned to the sender. Any entry form resubmitted after the deadline date will be assessed a \$10 late fee. In the event that late entries are prohibited, no late entries will be accepted.

VI-F.3.c. Classes. Eight to 10 classes, consisting of four individuals in each class, shall be judged. The horses in each class will be of the same breed, sex, and approximate age. The showman of each horse in each class shall wear a number for identification purposes. Classes will be selected from the following list. In addition, any available horse breeds could be used in halter or performance classes.

Halter	Performance
American Saddle Horse	Western Pleasure
Appaloosa	Hunter Hack
Arabian	Country English Pleasure
Hunter-Type Horses or Ponies	English Pleasure
Morgan Horse	Reining
Paint Horse	Showmanship
Quarter Horse	Western Riding
Thoroughbred	Working Hunter Over Fences
Draft Horses or Ponies	Stock Seat Equitation
	Hunt Seat Equitation
	Saddle Seat Equitation
	Plantation Pleasure Walking Horse

VI-F.3.d. Minimum Classes Placed. Participants will place a minimum of four halter classes and two performance classes. The additional classes will vary depending on availability.

VI-F.3.e. Reasons. Participants will provide oral reasons for their judging decisions as follows:

(1) Participants who are Senior members will give four oral sets of reasons. Senior reasons will be given in at least two halter classes and one performance class.

(2) Participants who are Junior members will give two sets of oral reasons for team awards and Junior individual awards. Senior members or mixed teams will give four sets of oral reasons.

(3) Participants will be notified when the class is called if oral reasons will be given on the class being judged.

(4) Reasons will be given orally to an official. Two minutes will be allowed for each participant to give his or her oral reasons. At least 15 minutes will be allowed between reasons for participants to organize and prepare their reasons.

VI-F.3.f Time. A maximum of 15 minutes will be allowed for participants to place all no-reasons halter classes. Halter classes in which oral reasons are to be given will be judged in a period of 17 minutes.

VI-F.3.g. Card Placing. The participants will hand to the group leader or his assistant the card bearing his placing of the class as soon as time is up. This card will be given to each participant when he is called before the official judge to give his oral reasons. Participants will not be permitted to use notes when giving oral reasons but shall have the card upon which they recorded their placing.

VI-F.3.h. Final Standing. This shall be based upon both the placing and the oral reasons. Fifty points shall constitute a perfect score in placing the animals, and 50 points shall constitute a perfect score for oral reasons. In classes where no reasons are required, only the placing will be considered. Ties will be broken by reasons scores. Teams or individuals with higher reasons scores will be placed above the other team or individual with which they were tied.

VI-F.3.i. Judges. These officials will be used to make the official placing on each class. Official placings and reasons will be given on completion of the contest and reasons session.

VI-F.3.j. Awards and Recognition

(1) The final results of the contest will be announced and awards will be presented following the contest.

(2) The top 10 individuals in the Junior and Senior Divisions will be recognized.

(3) The top six teams and coaches in each division will be recognized.

(4) All contest tabulations will be declared official at the awards ceremony. If errors are found in the event tabulations within 24 hours from the award announcement, the youth who received the award incorrectly will return the award, which will then be awarded to the correct youth.

VI-G. HIPPOLOGY CONTEST

VI-G.1. Objectives

VI-G.1.a. To provide participants with the opportunity to blend knowledge and skills acquired in horse judging, bowl, demonstrations, public speaking, and showing into one activity.

VI-G.1.b. To encourage participants to continue expanding their horse knowledge and participation.

VI-G.1.c. To recognize participants for their total involvement in the horse industry and their comprehensive knowledge of the horse industry.

VI-G.1.d. To teach good sportsmanship through a friendly and competitive environment.

VI-G.2. Eligibility

VI-G.2.a. Members. Any 4-H member is eligible to participate in the 4-H Hippology Contest. Participants do not need to own a horse.

VI-G.2.b. Teams. Each county is eligible to enter any number of Junior or Senior teams of four members in the state contest. The total individual scores for the three high team members will constitute the team score and be used in determining team awards. Individual entries will be accepted. All participants in the contest will be eligible for individual awards or recognition.

VI-G.2.c. Ages. Senior teams will be composed of participants who have reached age 14 and have not reached age 19 as of January 1. Junior teams are composed of members who have not yet reached age 14 as of January 1.

VI-G.2.d. Prior Participation. Members of the champion team in the Junior or Senior (who were not selected to participate on the state team) divisions will be eligible to compete on future teams in that division as long as they meet the age and educational eligibility requirements. Members of the state team selected from the Senior Division and participating at the National 4-H Roundup or Quarter Horse Congress will be ineligible to participate as individuals or members on any future county hippology teams.

VI-G.2.e. Winning Individuals. Each highest ranking overall Junior and Senior individual will be designated Horseman-of-the-Year. The winning Senior individual will be ineligible to compete in future North Carolina 4-H hippology contests.

VI-G.3. Regulations

VI-G.3.a. Conferring between Individuals. While the contest is in progress, there will be no conferring between participants or between a participant and anyone else except as directed by the chairman or his representatives. Failure to abide by this regulation will result in disqualification of the participant. Participants may speak to their group leader if they have any questions or problems.

VI-G.3.b. Number of Classes. The first four performance classes, consisting of four horses in each class, shall be judged. The horses in each class will be of the same breed, sex, and approximate age. The showman of each horse shall wear a number for identification purposes. Classes will be selected from the list in the Judging Contest rules (Item VI-F.3.c.). In addition, any available light horse breeds could be used in halter or performance classes. Fifty points shall constitute a perfect score. Judges will be used to make the official placing on each class. Official placings and reasons will be given on completion of the contest.

VI-G.3.c. Visual Identification. Participants will visually identify tack, feedstuffs, and horse-related equipment. Each age division will identify 25 to 50 different items worth a total of 300 points. Participants will not be permitted to touch the items during inspection.

VI-G.3.d. Written Exams. Two written exams shall be given separately to Juniors and Seniors. Questions will consist of horse nutrition, health, breeding, management, genetics, horsemanship, and North Carolina 4-H Horse Program rules and regulations. Each exam will be worth 150 points (300 points total).

VI-G.3.e. Team Problem. For Senior teams only. All teams will be presented with the same problem(s). Each team's members will have equal time to discuss among themselves the problem, immediately after which they will have to present a written solution or series of suggested procedures relative to the problem. Each member of each team is encouraged to contribute to the written presentation. Evaluation will be based on the understanding of the problem and completeness of the logic used in making the written response. Participants will be given 5 minutes to prepare their answer and 10 minutes to write up their answer. The team problem will be worth 200 points.

VI-G.3.f. Scoring. Total individual scores will consist of combined scores from the horse judging classes (250 points), visual identification (300 points), written exams (300 points), and team problem (200 points). Ties will be broken according to the following priorities:

- (1) Combined scores of both written exams.
- (2) Combined scores of both written exams plus total judging score.

- (3) Combined scores of both written exams, total judging score, plus visual identification score.
- (4) Total contest score plus halter class(es) total.
- (5) Total contest score plus performance class(es) total.

Team scores will include the three highest individual scores plus the team problem score.

VI-G.4. Awards and Recognition

VI-G.4.a. The final results of the contest will be announced, and awards will be presented following the contest.

VI-G.4.b. The top 10 Junior and Senior Division individuals in the overall standings, and the top five Junior and Senior individuals in the judging and exam-identification portion of the contest will receive ribbons. The high-scoring individuals in each of the three categories will receive an award.

VI-G.4.c. The top six overall Junior and Senior Division teams will receive ribbons. The winning team members in each division will receive awards.

VI-G.4.d. The highest scoring overall Junior and Senior individuals will each be named the 4-H Horseman-of-the-Year in their respective age categories and will receive appropriate awards. The reserve champion Junior and Senior Division individuals will also receive appropriate awards.

VI-G.5. State Team Selection

VI-G.5.a. Representation. An All-Star team composed of the high-scoring Senior individuals from the Senior Division will be tested to determine the state team and will represent North Carolina in national and regional competitions. In the event a high Senior hippology individual also is a high individual in the State Judging Contest or Horse Bowl Contest within the same year, that individual will have one week after completion of the State Horse Judging Contest to declare the event(s) in which he or she wishes to represent North Carolina at national contests. The state Extension specialist will designate the next high-ranking individuals in the other contest(s) to represent North Carolina at nationals.

VI-G.5.b. Expenses. The state is not responsible for providing expense money or transportation to the national contest but will attempt to assist.

VI-G.5.c. Coach. The coach of the high-scoring Senior individual will be designated the coach of the state 4-H hippology team.

VI-G.5.d. Special Assistant Coach. If appointed by the state board, a special assistant coach will accomplish the following:

- (1) Orient the coach to national rules and event procedures.
- (2) Assist in the training, transportation, and management of both hippology teams in national competition.
- (3) Identify and secure funding before the State 4-H Hippology Contest, and assist the hippology team coach, county agents, and team members with fund-raising projects.

VI-G.6. Suggested References

VI-G.6.a. The materials listed on the N.C. Horse Program Website are resources for the N.C. State 4-H Hippology contest:
http://www.cals.ncsu.edu/an_sci/extension/horse/4hhorse.htm. It should be clearly understood that this listing does not constitute an official endorsement of these materials. The publications are typically marketed by veterinary supply companies.

VI-G.6.b. For additional information consult the following N.C. 4-H Program pages:

N.C. 4-H Program's Horse Index:

<http://www.nc4h.org/awards/AnimalScience/Horse/index.html>

N.C. 4-H Awards Handbook: <http://www.nc4h.org/awards/AwardsHandbook/index.html>

CHAPTER VII. ARTISTIC EXPRESSION EVENTS

VII-A. Crafts Horse Contest

VII-B. Horse Drawing Contest

VII-C. Horse Painting Contest

VII-D. Horse Poster Contest

VII-E. Horse Photography Contest

VII-F. Sewing Horse Contest

VII-A. CRAFTS HORSE CONTEST

VII-A.1. Objectives

VII-A.1.a. To provide an educational opportunity for participants to exhibit their craft skills pertaining to a horse project.

VII-A.1.b. To encourage participants to explore and develop economic alternatives for themselves and their horse.

VII-A.2. Eligibility

VII-A.2.a. This contest is open to Junior and Senior participants. Each participant must have reached age 9 on or before January 1 of the current year and must not have reached age 19 before January 1 of the current year.

VII-A.2.b. Juniors are participants who have not reached age 14 before January 1 of the current year. Seniors are participants who have reached age 14 as of January 1 of the current year and who have not reached age 19 as of January 1 of the current year.

VII-A.2.c. Participation is open to Cloverbud members. Participants ages 5 to 8 may participate in this noncompetitive division.

VII-A.2.d. State winners in the Junior Division are ineligible for future competition in the Junior Division in this event. Juniors are eligible to compete in other Artistic Expression

Events in which they have not won a state championship. State winners in a Senior Division of an Artistic Expression Event are ineligible to compete in that same event in future years. Senior state Artistic Expression Event winners are eligible to compete in other Artistic Expression Events in which they have not won a state championship.

VII-A.3. Contest Categories

VII-A.3.a. Craft items suitable for a horse project, include functional accessories for the horse, rider and facilities (for example, saddle trees, bridle holders, stall signs, blanket holders, tooled leather belt, etc.) or decorative or informative items (for example sculptures, wall hangings and dioramas).

VII-A.3.b Media: Craft items can be made from a single media or a combination of media. Examples of types of media are wood, clay, resin, plastic, metal, paper (e.g. papier-mâché), seeds, pasta, leather, beads and textiles (e.g. knitting, needlepoint, macramé, weaving, etc.).

VII-A.4. Regulations

VII-A.4.a. Each participant is limited to one article. Articles must be made by the participant and be work that has been completed since the previous year's contest and that relates to the Horse and Pony Project. All entries must be identified with name, age, age division, county of participant, mailing address, email address and phone number. This identifying information must be attached to the entry in such a way that it can be easily removed for judging. Identifying information cannot be permanently affixed to the entry.

VII-A.4.b. Entries with incorrect postage may be disqualified. Entries that are not made by the participant will be disqualified; however, adult supervision is permissible.

VII-A.4.c. A Grand Champion State Level award plus top ten ribbons in the Junior and Senior age divisions will be awarded. Cloverbud participants will not be ranked but will be evaluated and receive participation awards. Ties will be broken starting with the judging criteria with the highest point value and continuing on in descending order. If ties are still present, the NC 4-H Horse program will award multiple prizes of the same rank.

VII-A.5. Evaluation Criteria

Each project will be judged on its appropriateness, serviceability, and durability on the following basis:

Suitability of materials used	20 points
-------------------------------	-----------

Creativity	15 points
Construction method and finish (wise choice, workmanship)	35 points
Degree of Difficulty	15 points
Total appearance	15 points
Total	100 points

Must have a minimum score of 60 points to place.

Infractions: Entries not conforming to the contest guidelines will be penalized by having points deducted from their total score as follows:

? Identifying information permanently affixed to the entry (-25 points).

VII-A.6. Suggestions

For additional information consult the following N.C. 4-H Program pages:

NC 4-H Horse Program Website:

http://www.cals.ncsu.edu/an_sci/extension/horse/4h_Horse/4hmain.htm

N.C. 4-H Program Horse Index:

<http://www.nc4h.org/awards/AnimalScience/Horse/index.html>

N.C. 4-H Awards Handbook: <http://www.nc4h.org/awards/AwardsHandbook/index.html>

VII-B. HORSE DRAWING CONTEST

VII-B.1. Objectives

VII-B.1.a. To encourage the 4-H member to broaden his or her horizons and utilize creative talent within the Horse Project.

VII-B.1.b. To increase awareness of the Horse Project through drawing exhibitions.

VII-B.2. Eligibility

VII-B.2.a. Open to Junior and Senior participants. Each participant must have reached age 9 on or before January 1 of the current year and must not have reached age 19 before January 1 of the current year.

VII-B.2.b. Juniors are participants who have not reached age 14 before January 1 of the current year. Seniors are participants who have reached age 14 as of January 1 of the current year and who have not reached age 19 as of January 1 of the current year.

VII-B.2.c. Participation is open to Cloverbud members. Youth ages 5 to 8 may participate in this noncompetitive division.

VII-B.2.d. State winners in the Junior Division are ineligible for future competition in the Junior Division in this event. Juniors are eligible to compete in other Artistic Expression Events in which they have not won a state championship. State winners in a Senior Division of an Artistic Expression Event are ineligible to compete in that same event in future years. Senior state Artistic Expression Event winners are eligible to compete in other Artistic Expression Events in which they have not won a state championship.

VII-B.3. Regulations

VII-B.3.a. Number of Entries. Only one entry per participant permitted. Each entry must be the original work of the participant, that has been completed since the previous year's contest and that relates to the Horse and Pony Project.

VII-B.3.b. There is no size limitation on drawings.

VII-B.3.c. Media Used. Pencil, chalk, charcoal, pen and ink, pastels, etchings or markers. Cloverbud members, however, may use any drawing medium of their choice excluding a paint type medium.

VII-B.3.d. Presentation. All work must be matted with suitable matting board, with a minimum 1 inch border and maximum 3 inch border. Recommended matting boards are Crescent, Alphamat, and Bainbridge brand name matting board. Drawing entries are NOT to be framed.

VII-B.3.e. Identification. All items must include the following on the back of the entry: participant's name, address, county, and age as of January 1 of the current 4-H year, and age division, mailing address, email address, and phone number

VII-B.3.f. Disqualification. Entries with incorrect postage may be disqualified. Entries that are not drawn by the participant will be disqualified; however, adult supervision is permissible.

VII-B.3.g. Awards. A Grand Champion State Level award plus the top 10 ribbons in the Junior and Senior Divisions will be awarded. Cloverbud participants will not be ranked but will be evaluated and receive participation awards. Ties will be broken starting with the

judging criteria with the highest point value and continuing on in descending order. If ties are still present, the NC 4-H Horse program will award multiple prizes of the same rank.

VII-B.4. Evaluation Criteria

Award rankings will be based on the following criteria:

Composition, Balance, Harmony, and Overall Design	40 points
Use of Materials and Appropriate Media Selection	20 points
Skill Level, Degree of Difficulty	30 points
Completed Appearance and Neatness	10 points
Total	100 points

Must have a minimum score of 60 points to place.

Infractions: Entries not conforming to the contest guidelines will be penalized by having points deducted from their total score as follows:

? Caption	10 points
? Use of wrong media	30 points

VII-B.5. Suggestions

For additional information consult the following N.C. 4-H Program Web pages:

NC 4-H Horse Program Web site:

http://www.cals.ncsu.edu/an_sci/extension/horse/4h_Horse/4hmain.htm

N.C. 4-H Awards Handbook: <http://www.nc4h.org/awards/AwardsHandbook/index.html>

VII-C. HORSE PAINTING CONTEST

VII-C.1. Objectives

VII-C.1.a. To encourage the 4-H member to apply artistic talent within the Horse and Pony Project.

VII-C.1.b. To increase knowledge and skill in equine-related painting.

VII-C.1.c. To learn the value of developing visual exhibits in areas of specific interest.

VII-C.2. Eligibility

VII-C.2.a. Open to Junior and Senior participants. Each participant must have reached age 9 on or before January 1 of the current year and must not have reached age 19 before January 1 of the current year.

VII-C.2.b. Juniors are participants who have not reached age 14 before January of the current year. Seniors are youth who have reached age 14 as of January 1 of the current year and who have not reached age 19 as of January 1 of the current year.

VII-C.2.c. Participation is open to Cloverbud members. Youth ages 5 to 8 may participate in this noncompetitive division.

VII-C.2.d. State winners in the Junior Division are ineligible for future competition in the Junior Division in this event. Juniors are eligible to compete in other Artistic Expression Events in which they have not won a state championship. State winners in a Senior Division of an Artistic Expression Event are ineligible to compete in that same event in future years. Senior state Artistic Expression Event winners are eligible to compete in other Artistic Expression Events in which they have not won a state championship.

VII-C.3. Regulations

VII-C.3.a. Number of Entries. Only one entry per participant is permitted. Each exhibit must be the original works of the participant that has been completed since the previous year's contest and that relates to the Horse and Pony Project.

VII-C.3.b. Size: There is no size limitation on paintings.

VII-C.3.c. Media Used- Watercolor, acrylic, oil, or tempera paints (Juniors only) may be used. Cloverbud members, however, may use any paint medium of their choice excluding a drawing type medium.

VII-C.3.d. Presentation. All watercolors must be matted with a suitable matting board. Recommended matting boards are Crescent, Alphamat, and Bainbridge brand name matting board. Entries should not have captions. Entries with frames will be disqualified.

VII-C.3.e. Identification. All items must include the following on the back: name, address, county, and age as of January 1 of the current 4-H year, age division, mailing address, email address, and phone number.

VII-C.3.f. Disqualification. Entries with incorrect postage may be disqualified. Entries that are not painted by the participant will be disqualified; however, adult supervision is permissible.

VII-C.3.g. Awards. A Grand Champion State Level award plus the top 10 ribbons in the Junior and Senior age divisions will be awarded. Cloverbud participants will not be ranked but will be evaluated and receive participation awards. Ties will be broken starting with the

judging criteria with the highest point value and continuing on in descending order. If ties are still present, the NC 4-H Horse program will award multiple prizes of the same rank.

VII-C.4. Evaluation Criteria

Award rankings will be based on the following criteria:

Composition, Balance, Harmony, and Overall Design	40 points
Use of Materials and Appropriate Media Selection	20 points
Skill Level, Degree of Difficulty	30 points
Completed Appearance and Neatness	10 points
Total	100 points

Must have a minimum score of 60 points to place.

Infractions: Entries not conforming to the contest guidelines will be penalized by having points deducted from their total score as follows:

? Caption 10 points

VII-C.5. Suggestions

For additional information consult the following N.C. 4-H Program Web pages:

NC 4-H Horse Program Website:
http://www.cals.ncsu.edu/an_sci/extension/horse/4h_Horse/4hmain.htm

N.C. 4-H Program's Horse Index:
<http://www.nc4h.org/awards/AnimalScience/Horse/index.html>

N.C. 4-H Awards Handbook: <http://www.nc4h.org/awards/AwardsHandbook/index.html>

VII-D. HORSE POSTER CONTEST

VII-D.1. Objectives

VII-D.1.a. To provide a medium for 4-H youth to visually show their interest in horses.

VII-D.1.b. To enable 4-H youth to improve their skills in linking words and visuals into an appealing unit.

VII-D.1.c. To enable 4-H youth to learn the process of developing good design and experience the need for careful craftsmanship and neatness.

VII-D.1.d. To increase public awareness of the 4-H Horse Project through illustrative displays.

VII-D.2. Eligibility

VII-D.2.a. Open to Junior and Senior participants. Each participant must have reached age 9 on or before January 1 of the current year and must not have reached age 19 before January 1 of the current year.

VII-D.2.b. Juniors are participants who have not reached age 14 before January of the current year. Seniors are participants who have reached age 14 as of January 1 of the current year and who have not reached age 19 as of January 1 of the current year.

VII-D.2.c. Participation is open to Cloverbud members. Youth ages 5 to 8 may participate in this noncompetitive division.

VII-D.2.d. State winners in the Junior Division are ineligible for future competition in the Junior Division in this event. Juniors are eligible to compete in other Artistic Expression Events in which they have not won a state championship. State winners in a Senior Division of an Artistic Expression Event are ineligible to compete in that same event in future years. Senior state Artistic Expression Event winners are eligible to compete in other Artistic Expression Events in which they have not won a state championship.

VII-D.3. Regulations

VII-D.3.a. Number of Entries. Entries are limited to one poster per participant. Each exhibit must be an original work of the participant that has been completed since the previous year's contest and that relates to the Horse and Pony Project.

VII-D.3.b. Size. Each entry must be a standard poster size of 22 inches x 28 inches. One inch of unmarked border is recommended.

VII-D.3.c. Materials. Posters must not contain three-dimensional materials that protrude more than one-quarter of an inch from the surface of the poster board.

VII-D.3.d. Topics. The poster can depict any topic related to the Horse and Pony Project (for example: care, training, health, nutrition, psychology, breed, history of breeds, anatomy, careers, safety, reproduction, youth leadership in project, colors, and markings).

VII-D.3.e. Content. Effective posters should focus attention on one idea that encourages people to stop, look, read, and remember. Posters should include a combination of illustrations and captions that effectively promote one main idea.

VII-D.3.f. Identification. All posters must include the following on the back: entrant's name, county, and age as of January 1 of the current 4-H year, age division, mailing address, and phone number.

VII-D.3.g. Re-entries. A poster or poster idea that an entrant submitted in previous years cannot be entered again.

VII-D.3.h. Disqualification. Entries failing to conform to contest rules will be disqualified. Entries with incorrect postage may be disqualified. Entries that are not made by the participant will be disqualified; however, adult supervision is permissible.

VII-D.3.i. Awards. A Grand Champion State Level award plus the top 10 ribbons in the Junior and Senior age divisions will be awarded. Cloverbud participants will not be ranked but will be evaluated and receive participation awards. Ties will be broken starting with the judging criteria with the highest point value and continuing on in descending order. If ties are still present, the NC 4-H Horse program will award multiple prizes of the same rank.

VII-D.4. Evaluation Criteria

Award rankings will be based on the following criteria:

Information given and idea expressed (theme, simplicity, and originality)	50 points
Art, design and lettering (pleasing composition, attractive, dynamic, eye-catching, original, neat, easily read lettering, and use of color)	30 points
Construction (materials: texture, shape, size, durability)	20 points
Total	100 points

Must have a minimum score of 60 points to place.

Infractions: Entries not conforming to the contest guidelines will be penalized by having points deducted from their total score as follows:

? Size (either over or under guidelines)	15 points
? 3 D objects that protrude > ¼ inch	20 points

VII-D.5. Suggestions

For additional information consult the following N.C. 4-H Program pages:

NC 4-H Horse Program Web site:

http://www.cals.ncsu.edu/an_sci/extension/horse/4h_Horse/4hmain.htm

N.C. 4-H Program's Horse Index:

<http://www.nc4h.org/awards/AnimalScience/Horse/index.html>

N.C. 4-H Awards Handbook: <http://www.nc4h.org/awards/AwardsHandbook/index.html>

VII-E. HORSE PHOTOGRAPHY CONTEST

Starting in 2011, the Photography Contest will be sub-divided into two sub-categories; one for standard photographs and the other for digitally enhanced photographs. Taking a photograph with a digital camera is not considered digitally enhanced photography.

The Digitally Enhanced (DE) category is for photographs that have something added to them that was not part of the original photograph and the nature of the enhancement is easily identifiable (e.g. a horse with wings, green sun and yellow grass; horse with a unicorn horn, horse jumping over the moon, etc.)

Digital manipulation techniques such as contrast enhancement, adjustment of lightness/darkness, color balancing and cropping are not considered digital enhancements.

Basically, if you could have done it with a filter on the lens, good darkroom skills, and a paintbrush, that doesn't put it in the DE category, but if you would need scissors or a computer to pull it off, then it's DE.

Each sub-category will be judged separately and awards will be given for each sub-category.

The rules will be the same for both sub-categories.

Participants may enter one photograph in each sub-category.

VII-E.1. Objectives

VII-E.1.a. To encourage equine-related photography by 4-H youth.

VII-E.1.b. To help 4-H youth gain self-confidence and develop lifelong photographic skills and abilities. To increase knowledge of photography in general and specifically as it applies to horses.

VII-E.1.c. To learn the value of organizing and developing visual exhibits in a specific area of interest. To increase awareness of the 4-H Horse Project through the use of photographic displays.

VII-E.2. Eligibility

VII-E.2.a. This contest is open to Junior and Senior participants. Each participant must have reached age 9 on or before January 1 of the current year and must not have reached age 19 before January 1 of the current year.

VII-E.2.b. Juniors are participants who have not reached age 14 before January of the current year. Seniors are participants who have reached age 14 as of January 1 of the current year and who have not reached age 19 as of January 1 of the current year.

VII-E.2.c. Participation is open to Cloverbud members. Youth ages 5 to 8 may participate in this noncompetitive division.

VII-E.2.d. State winners in the Junior Division are ineligible for future competition in the Junior Division in this event. Juniors are eligible to compete in other Artistic Expression Events in which they have not won a state championship. State winners in a Senior Division of an Artistic Expression Event are ineligible to compete in that same event in future years. Senior state Artistic Expression Event winners are eligible to compete in other Artistic Expression Events in which they have not won a state championship.

VII-E.3. Regulations

VII-E.3.a. Number of Entries. Each participant is limited to one horse-related photograph. Each exhibit is to be original work of the participant that has been completed since the previous year's contest and that relates to the Horse and Pony Project.

VII-E.3.b. Size: There is no size limitation on photographs.

VII-E.3.c. Mounting. All photos are to be mounted on a firm backing that is the same size as the photograph. Photos that are not mounted will be disqualified. Matting borders will be penalized in accordance with Section VII-E.4 below.

VII-E.3.d. Color. Photos may be black and white or full color and will be judged equally.

VII-E.3.e. Edges. White edges are to be trimmed from all photos and if not trimmed will be penalized in accordance with Section VII-E.4 below.

VII-E.3.f. Framing. No frames or glass permitted. Photos with frames or glass will be disqualified.

VII-E.3.g. Captions. Captions are not permitted on the front of the photograph and if used will be penalized in accordance with Section VII-E.4 below. A date imprint on a photo does not count as a caption. Entry may be titled on back of mount board.

VII-E.3.h. Identification. Information on the back of the mount must include the entrant's name, address, email address, county, and age as of January 1 of the current 4-H year, age division, mailing address, and phone numbers.

VII-E.3.i. Disqualification. Entries with incorrect postage may be disqualified. Entries that are not taken by the participant will be disqualified; however adult supervision is permissible.

VII-E.3.J. Awards. A Grand Champion State Level award plus the top 10 ribbons in the Junior and Senior age divisions will be awarded. Cloverbud participants will not be ranked but will be evaluated and receive participation awards. Ties will be broken starting with the judging criteria with the highest point value and continuing on in descending order. If ties are still present, the NC 4-H Horse program will award multiple prizes of the same rank.

VII-E.4. Evaluation Criteria

Standard Photography: Entries will be judged on creativity, technical quality, composition, and overall appearance as follows:

Composition camera angle, close to subject, pleasing to look at, elements balanced, simple background	40 points
Technical Quality, depth of field, lens artifacts, focal length, sharp clear image, exposure, lighting, close enough to subject	35 points
Creativity, interesting to look at, one central idea, idea shown clearly, experimentation, subject spontaneity	15 points
Overall appearance, neatness, and mounting	10 points
Total	100 points

Digital Photography: Entries will be judged on digital artistry, technical quality, composition, and overall appearance as follows

Digital Artistry: assesses the contribution of the digital component to the overall image and is evaluated through the use of impact, creativity, originality, design, use of color and value, and whether attention is drawn to the focal points	40 points
Composition	40 points
Technical Quality	10 points
Overall appearance, neatness, and mounting	10 points
Total	100 points

Must have a minimum score of 60 points to place.

Infractions: Entries not conforming to the contest guidelines will be penalized by having points deducted from their total score as follows:

- | | | |
|---|--|-----------|
| ? | Captions | 10 points |
| ? | Mounting and picture not the same size | 10 points |

VII-E.5. Suggestions

For additional information consult the following N.C. 4-H Program Web pages:

NC 4-H Horse Program Web site:

http://www.cals.ncsu.edu/an_sci/extension/horse/4h_Horse/4hmain.htm

N.C. 4-H Program's Horse Index:

<http://www.nc4h.org/awards/AnimalScience/Horse/index.html>

N.C. 4-H Awards Handbook: <http://www.nc4h.org/awards/AwardsHandbook/index.html>

VII-F. SEWING HORSE CONTEST

VII-F.1. Objectives

VII-F.1.a. To provide an educational opportunity for participants to exhibit their sewing skills pertaining to a horse project.

VII-F.1.b. To encourage participants to explore and develop economic alternatives for themselves and their horse.

VII-F.2. Eligibility

VII-F.2.a. This contest is open to Junior and Senior participants. Each participant must have reached age 9 on or before January 1 of the current year and must not have reached age 19 before January 1 of the current year.

VII-F.2.b. Juniors are participants who have not reached age 14 before January 1 of the current year. Seniors are participants who have reached age 14 as of January 1 of the current year and who have not reached age 19 as of January 1 of the current year.

VII-F.2.c. Participation is open to Cloverbud members. Participants ages 5 to 8 may participate in this noncompetitive division.

VII-F.2.d. State winners in the Junior Division are ineligible for future competition in the Junior Division in this event. Juniors are eligible to compete in other Artistic Expression Events in which they have not won a state championship. State winners in a Senior Division of an Artistic Expression Event are ineligible to compete in that same event in future years.

Senior state Artistic Expression Event winners are eligible to compete in other Artistic Expression Events in which they have not won a state championship.

VII-F.3. Contest Categories

VII-F.3.a. Items entered in the Sewing Contest must simply pertain to a “horse theme” and may be decorative or functional.

VII-F.4. Regulations

VII-F.4.a. Each participant is limited to one article. Articles must be made by the participant and be made by the participant and be work that has been completed since the previous year’s contest and that relates to the Horse and Pony Project. All entries must be identified with name, age, division, county of participant, mailing address, email address, and phone number. If article is part of a set containing more than one piece (ex. Pillows) only one piece can be entered into competition.

VII-F.4.b. Entries with incorrect postage may be disqualified. Entries that are not sewn by the participant will be disqualified; however, adult supervision is permissible. Entries without any type of stitching done by contestant are not considered sewing will be disqualified.

VII-F.4.c. A Grand Champion State Level award plus the top 10 ribbons in the Junior and Senior age divisions will be awarded. Cloverbud participants will not be ranked but will be evaluated and receive participation awards. Ties will be broken starting with the judging criteria with the highest point value and continuing on in descending order. If ties are still present, the NC 4-H Horse program will award multiple prizes of the same rank.

VII-F.5. Evaluation Criteria

Each project will be judged on its appropriateness, serviceability, and durability on the following basis:

Suitability of materials used	15 points
Creativity	10 points
Construction methods and finishes (wise choice, workmanship	25 points
Degree of difficulty	20 points
Total appearance	30 points
Total	100 points

Must have a minimum score of 60 points to place.

VII-F.6. Suggestions

For additional information consult the following N.C. 4-H Program pages:

NC 4-H Horse Program Website:

http://www.cals.ncsu.edu/an_sci/extension/horse/4h_Horse/4hmain.htm

N.C. 4-H Program Horse Index:

<http://www.nc4h.org/awards/AnimalScience/Horse/index.html>

N.C. 4-H Awards Handbook: <http://www.nc4h.org/awards/AwardsHandbook/index.html>

CHAPTER VIII. HORSEMANSHIP LEARNING OPPORTUNITIES

VIII-A North Carolina 4-H Horsemanship Camp

VIII-B. North Carolina 4-H Horsemanship Schools

VIII-A. NORTH CAROLINA 4-H HORSEMANSHIP CAMP

VIII-A.1. Objectives

VIII-A.1.a. To provide the 4-H horseman an opportunity to learn new and better techniques of horsemanship and to enjoy the fellowship of other 4-H members and volunteers from different areas of the state.

VIII-A.1.b. To increase the horse knowledge, horsemanship skills, and showing techniques of the advanced rider, as well as to introduce the beginning rider to the basics of horsemanship. Hunter and western instruction will be offered. Dressage, saddle seat, *and games* may be offered if participation warrants.

VIII-A.2. Eligibility

VIII-A.2.a. Horse project 4-H members who are between the ages of 9 to 18 as of January 1 of the current year and who are actively enrolled in a 4-H horse project are eligible to attend camp. (Active enrollment is based upon the discretion of the 4-H leader and Extension agent.)

VIII-A.2.b. Youth ages 16 through 18 must have previously attended camp in order to be considered for a Junior leader position. Junior instructor applications are available on the N.C. 4-H Horse Program Website (www.cals.ncsu.edu/an_sci/extension/horse/4h_Horse/4hmain.htm).

VIII-A.2.c. Participants must have sole access to an acceptable horse.

VIII-A.2.d. Horses and ponies must be sound and in good physical condition. Horses exhibiting unsoundness or behavioral problems will be sent home. A farrier and veterinarian will be available for emergency situations at the owner's expense.

VIII-A.2.e. Each youth will be held responsible for all care and feeding of his or her horse.

VIII-A.2.f. Horses must be vaccinated for tetanus and eastern and western equine encephalomyelitis. A negative Coggins test for equine infectious anemia (EIA) dated **April 1** or later of the current year is required.

VIII-A.2.g. Interested 4-H members must submit the necessary forms and applications, which are available on the N.C. 4-H Horse Program Web site:
www.cals.ncsu.edu/an_sci/extension/horse/4h_Horse/4hmain.htm

VIII-A.3. Event Routine

VIII-A.3.a. Location. Horsemanship camp is held at Millstone 4-H Camp at Ellerbe, N.C. Contact the State 4-H Camping Office, (919) 515-3242, after January 1 of the current year for horsemanship camp dates.

VIII-A.3.b. Expenses. The cost of camp includes all food, lodging, insurance, and program activities. Horse and tack, insurance, feed, and any additional horse expenses are not included in the camping fee. You must supply your own horse, equipment, feed, and transportation to and from camp. The camp will provide sawdust for all stalls. The cost for camp will be publicized each spring. All registration and health forms (see appendix) for the 4-H member and horse must be presented upon arrival at camp. The deadline for preregistration is May 1. Checks should be made payable to the N.C. 4-H Camp Fund. Campers will be notified of their acceptance.

VIII-A.3.c. Refunds. Refunds will be given at the discretion of the 4-H Camp Specialist.

VIII-A.3.d. Camper Activities. Campers will be able to participate in the following activities during their free activity time:

Swimming	Volleyball
Archery	Softball
Horseshoes	Dancing

VIII-A.3.e. Horse activities. Horse activities may include the following demonstrations and clinics:

Riding Lessons	General Handling and Training
Stable Management	Nutrition
Showmanship	Parasite Control
Grooming	Restraining Methods
Judging	First Aid
Equipment Care	Reproduction
Training Techniques	Horse Safety

Competitive Trail Riding	Trailer Safety
Show Ring Preparation	Dressage Techniques

VIII-A.3.f. Safety will be emphasized at all times. To ensure a safe atmosphere, campers must strictly adhere to camp personnel and their policies. Failure to adhere to these rules will result in the camper being sent home at the parent's expense.

VIII-B. N.C. 4-H HORSEMANSHIP SCHOOLS

VIII-B.1. Objectives

VIII-B.1.a. To provide the 4-H horseman an opportunity to learn new and better techniques of horsemanship and to enjoy the fellowship of other 4-H members and volunteers from different areas of the state.

VIII-B.1.b. The school is designed to increase the horse knowledge, horsemanship skills, and showing techniques of the advanced rider. Hunter and western instruction will be offered. Dressage, saddle seat, **and games** may be offered if participation warrants.

VIII-B.2. Eligibility

VIII-B.2.a. Horse project 4-H members who are between the ages of 9 through 18 as of January 1 of the current year and who are actively enrolled in a 4-H horse project are eligible to attend the school. (Active enrollment is based upon the discretion of the 4-H leader and Extension agent.)

VIII-B.2.b. Four-H members with “intermediate or advanced level” showing experience are invited to submit an application to participate. Applications are available on the N.C. 4-H Horse Program Website (www.cals.ncsu.edu/an_sci/extension/horse/4h_Horse/4hmain.htm). Applications will be reviewed by a selection committee appointed by the Extension horse specialist Office. Candidates will be evaluated based on prior show experience and success as described in the written applications. Interested 4-H members are encouraged to submit complete applications that adequately document their show ring riding ability with indications of continual success.

VIII-B.3. Event Routine

VIII-B.3.a. Four-H members may participate in one of the following schools:

(1) Western N.C. 4-H Horsemanship School. It will be held in conjunction with the Western N.C. 4-H Horsemanship Camp at the Western Agricultural Facility in Arden, N.C.. The Western N.C. 4-H Horse Council will conduct this school. Contact Extension Horse Husbandry at N.C. State University for additional information.

(2) Central NC 4-H Horsemanship School. The session will be held at the Gov. James B. Hunt Horse Complex in Raleigh, N.C. The office of Extension Horse Husbandry at N.C. State University (919-515-5784) will coordinate this school. The sessions will be taught at an advanced level.

(3) Four-H members are permitted to register for only one riding discipline at a location. The following training sessions will be provided at each location:

Discipline	Raleigh	Fletcher	Days Taught
Western	Advanced	Intermediate/Advanced	2
Hunt Seat	Advanced	Intermediate/Advanced	2
Dressage	Not Offered	Intermediate/Advanced	1

(4) Riding sessions will be held concurrently. A copy of the Central and Western N.C. Horsemanship School schedules will appear annually in the N.C. 4-H Horse Program Newsletter found on the N.C. State University Extension Horse Husbandry Website: (www.cals.ncsu.edu/an_sci/extension/horse/hhmain.html).

VIII-B.3.b. Participants must have sole access to an acceptable horse that they have actually shown.

VIII-B.3.c. Horses and ponies must be sound and in good physical condition. Horses exhibiting unsoundness or severe behavioral problems will be sent home.

VIII-B.3.d. Each 4-H member must be accompanied by a parent or adult volunteer leader throughout the school. Each adult may serve as a chaperone for more than one youth, but must be available during school hours from 8 a.m. to 5 p.m. and during the evening session (7 to 9 p.m.). Lodging, breakfast, and dinner are on your own. Lunch will be provided for participating 4-H members and horsemanship school instructors.

VIII-B.3.e. The cost of Horsemanship School includes instruction, stalls with two bags of shavings, handout materials, and lunch daily. The Horsemanship School is financially supported by a N.C. Horse Council grant. Participants will be required to pay a nominal registration fee.

VIII-B.3.f. Registration applications, complete with required proof of a current negative Coggins test and registration fee, must be received prior to the advertised deadline date to be eligible for acceptance.

VIII-B.3.g. Horsemanship School participants will receive instruction with their horse in Showmanship at Halter, Equitation, Pleasure and additional events for their respective show division. Special classroom and live horse demonstrations will be held to reinforce live animal training sessions.

APPENDIX

Each document in this appendix is in PDF format. These documents can be viewed and printed with the free [Adobe Acrobat Reader](#).

[Form TRD1. North Carolina 4-H Horse Show Adaptive Riding Division Registration Form](#)

[Form TRD2. North Carolina 4-H Horse Show Adaptive Riding Division Medical History Form](#)

[Form TRD3. North Carolina Horse Show Adaptive Riding Division Registration/Release Form](#)

[Suggested Topics or Ideas for Horse Presentations, Illustrated Talks, Public Speaking Contests or Club Meetings](#)