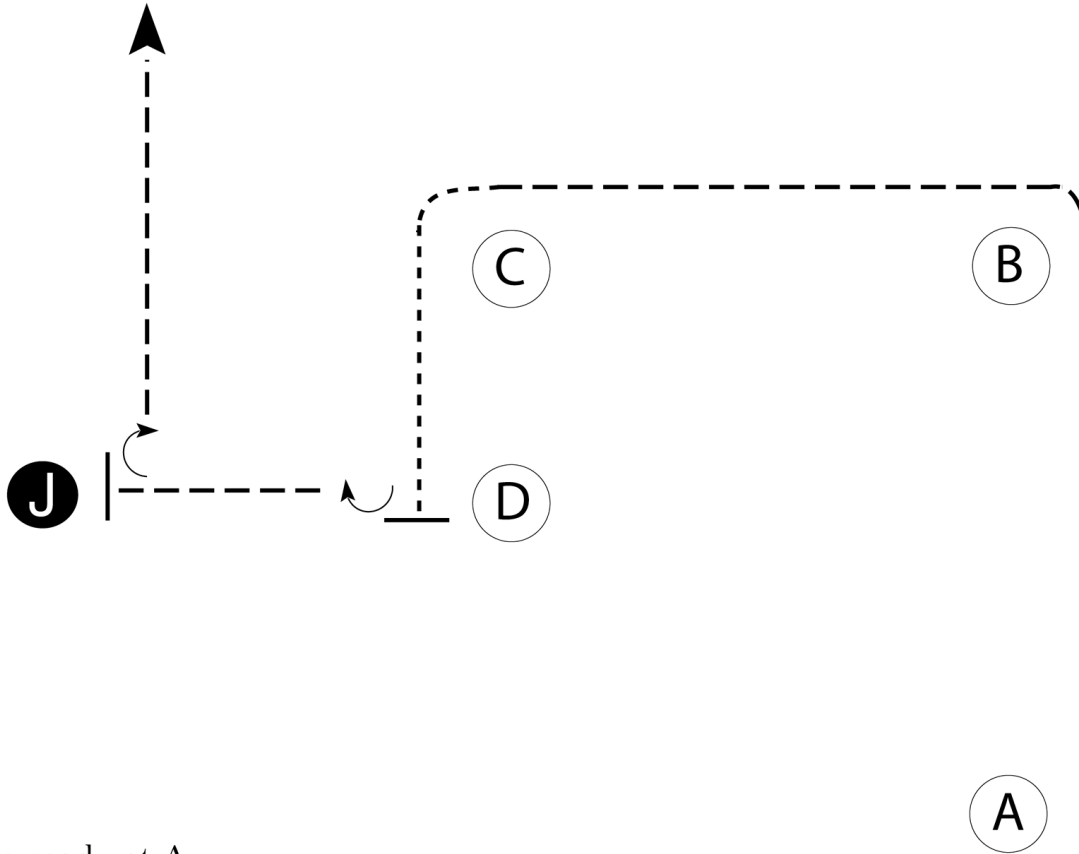


4-H West District Horse Show

1 Non-Trotting Showmanship


Show Date: 04-27-2024



Be ready at A.

1. Running walk or pleasure gait around B and to C.
2. At C, flat or show walk around C to D.
3. Stop at D and turn 90 degrees to the right.
4. Flat or show walk to Judge.
5. Stop and set up for inspection.
6. When dismissed, turn 90 degrees and perform a running walk or pleasure gait away from Judge.

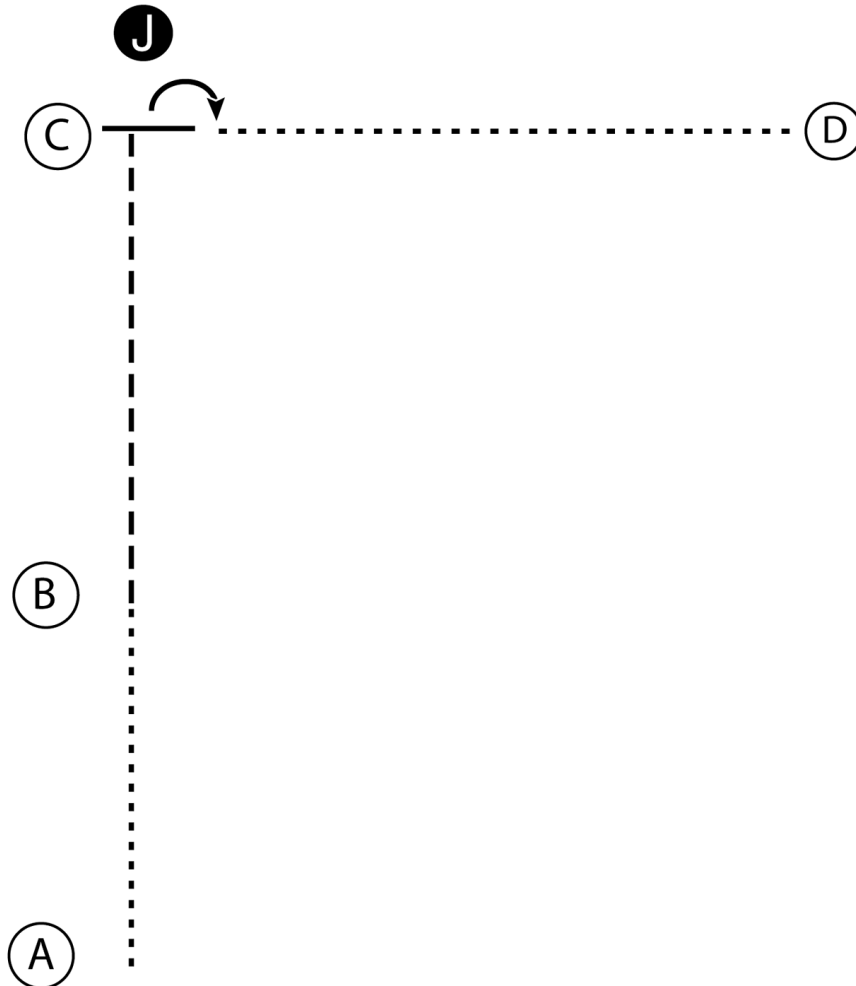
Follow the instructions of your ring steward.

Walk -----
Running Walk/ -----
Pleasure Gait
Back ← 
Marker (B)
Judge (J)


4-H West District Horse Show

2 Western Cloverbud Showmanship at Halter

Show Date: 04-27-2024



1. Walk from A to B.
2. Trot from B to C.
3. Stop at C and set up for inspection.
4. When dismissed perform a 90 degree turn.
5. Walk to D.

Walk
Trot - - - - -
Back ← 
Marker (B)
Judge (J)

[S/1-4]

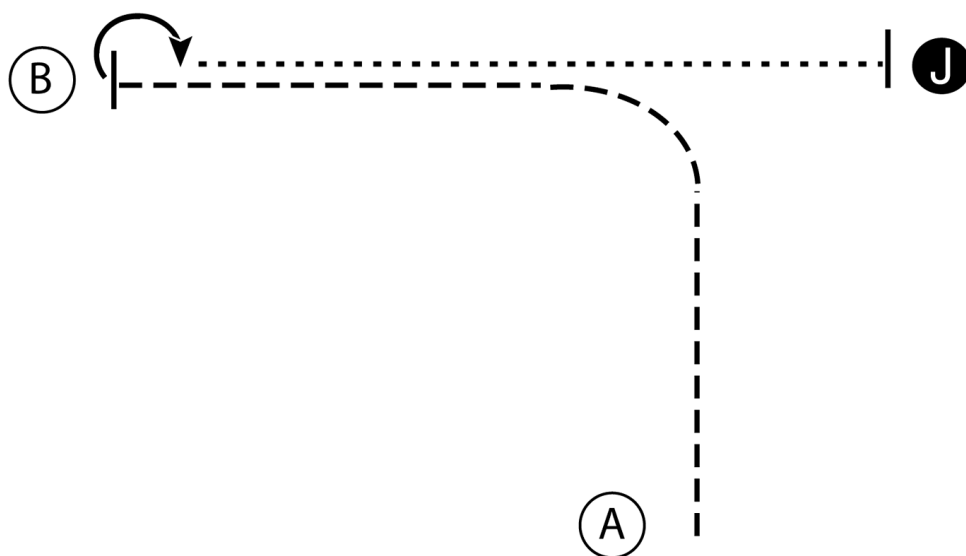
Pattern Provided by:

West district


4-H West District Horse Show

3 Little Britches Showmanship at Halter

Date: 04-27-2024



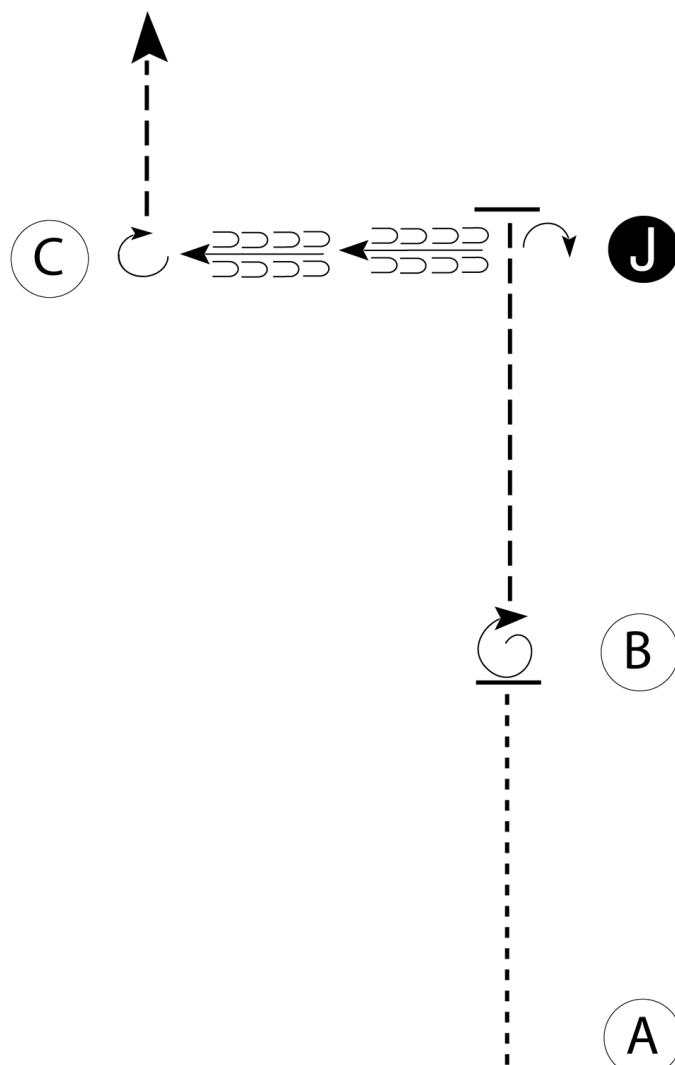
1. Trot from A to B.
2. Stop and perform a 180 degree turn.
3. Walk to Judge and set up for inspection.
4. When dismissed follow instructions of ring steward.

Walk
Trot - - - - -
Back ← 
Marker (B)
Judge (J)

4-H West District Horse Show

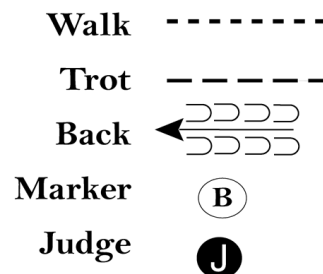
4,5 Western Showmanship at Halter Jr. Sr.

Show Date: 04-27-2024



Be ready at A.

1. Walk A to B.
2. Stop at B and perform a 360 degree turn.
3. Trot until even with Judge.
4. Stop and perform a 90 degree turn; set up for inspection.
5. When dismissed, back to C.
6. Perform a 270 degree turn and trot straight away.

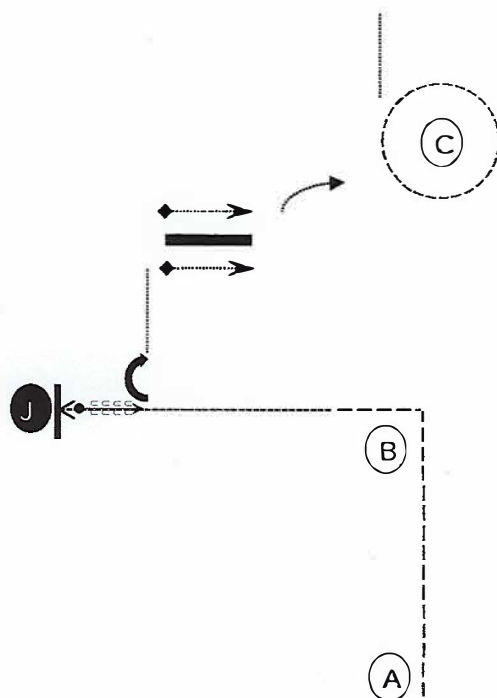


Follow the instructions of your ring steward.

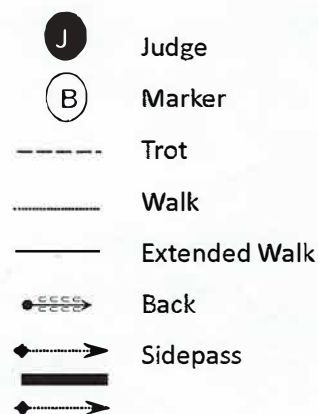
NC West District 4H Horse Show

6, 7 Ranch Ground Handling

Show Date: 04-27-2024



Exhibitors will perform their pattern to the green 4-H cones.



1. Trot from A to and around B.
2. After trotting around B, break to an extended walk to the Judge.
3. Stop and square horse.
4. When acknowledged, back 1 horse length while handler remains stationary.
5. Collect your lead. Move to the offside and perform a 90 degree turn on the forehand.
6. Return to the near side and walk forward to log.
7. Sidepass the log.
8. Walk to C. At C, send the horse in a small circle at the trot (clockwise) while you remain stationary.
9. After completing the circle, collect your lead and walk to exit.

Exhibitors may be reminded that they may switch hands on their lead. They may also use their lead to help guide and encourage their horses as necessary.

Pattern Provided by:
Show Management

www.HorseShowPatterns.com

www.HorseShowPatterns.com

www.HorseShowPatterns.com



www.HorseShowPatterns.com

- www.HorseShowPatterns.com

www.HorseShowPatterns.com

www.HorseShowPatterns.com

www.HorseShowPatterns.com

www.HorseShowPatterns.com

www.HorseShowPatterns.com

www.HorseShowPatterns.com

4-H West District Horse Show

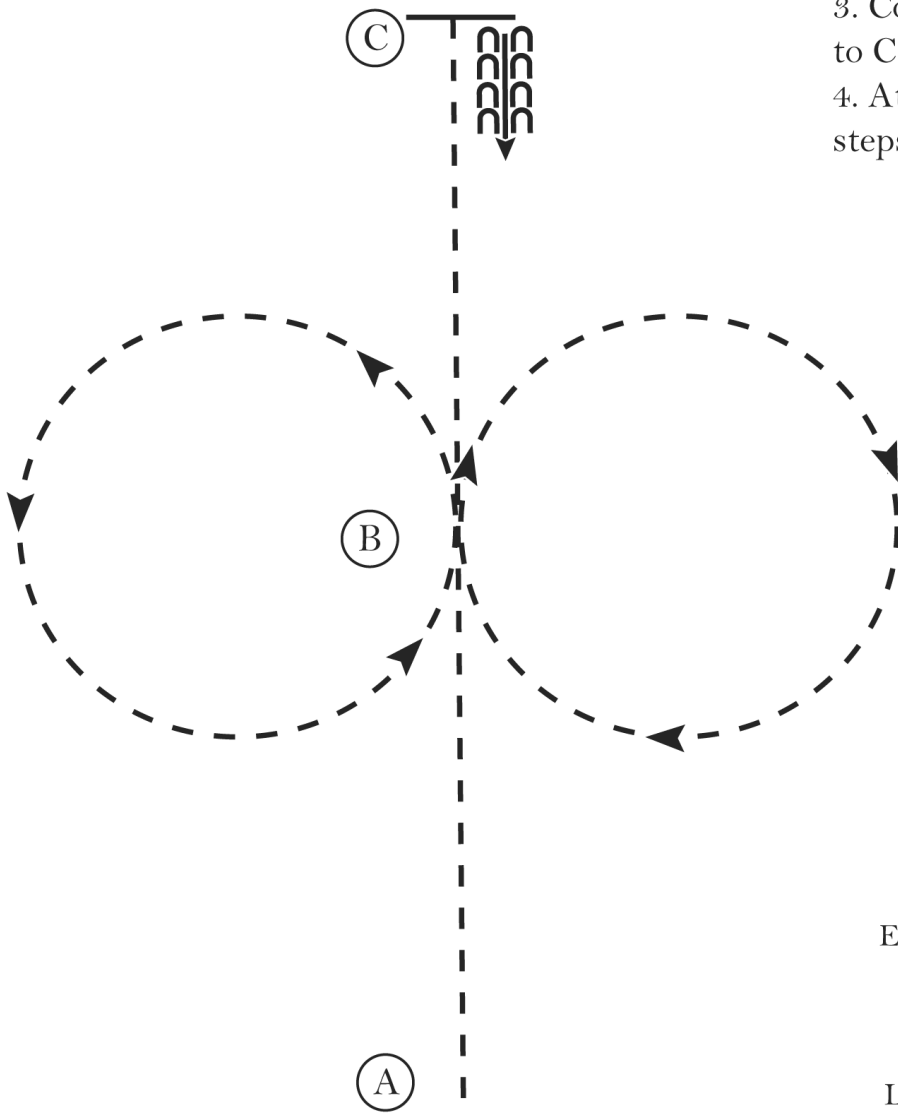
23 Little Britches Western Horsemanship

Show Date: 04-27-2024

www.HorseShowPatterns.com

www.HorseShowPatterns.com

- 1. Jog A to B
- 2. At B perform a figure eight, beginning to the right
- 3. Continue the jog from B to C
- 4. At C stop and back 4 steps

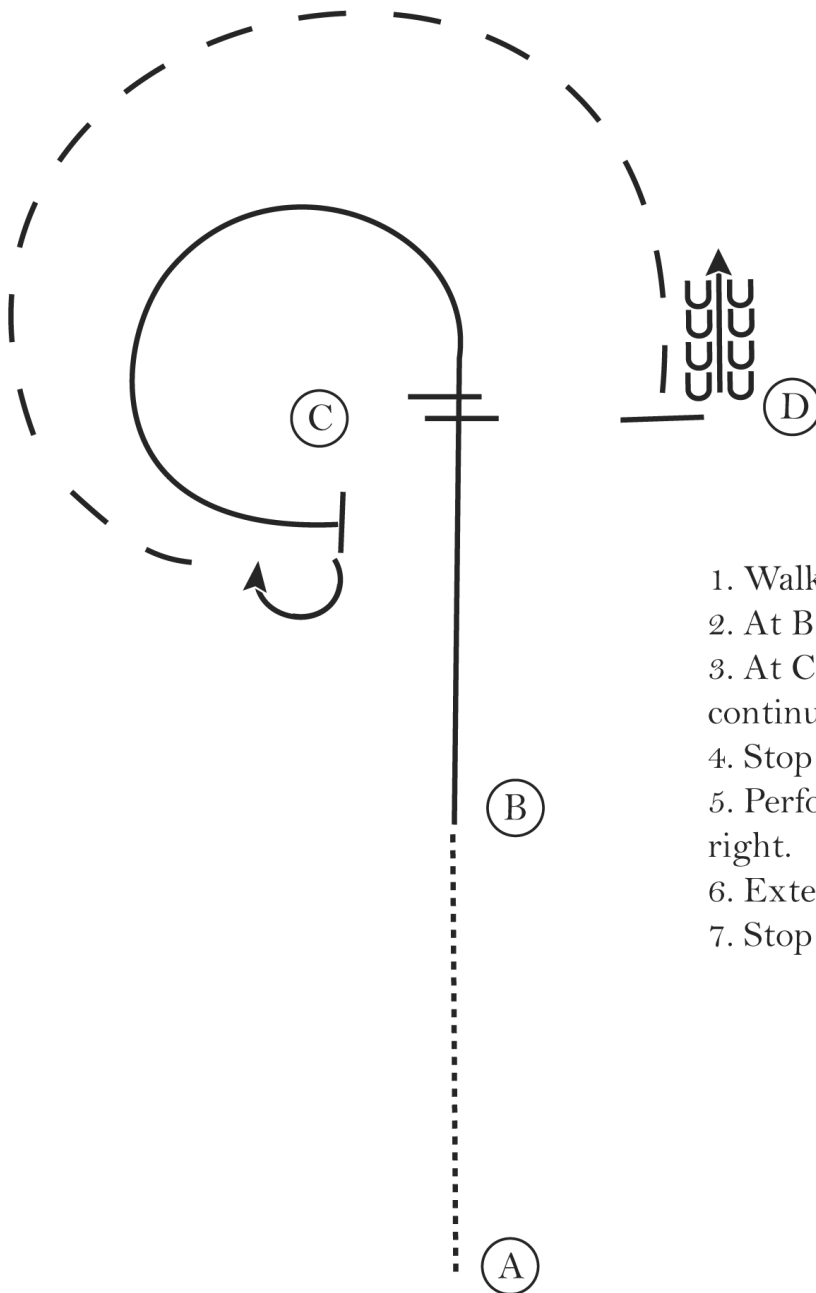


Walk
Jog	-----
Extended Jog	- - - - -
Lope	=====
Leg Yield	
Lead Change	↗ ↘
Back	← ← ← ← ←
Marker	(B)
Sidepass	← ← ← ← ←

4-H West District Horse Show

24,25 Western Horsemanship Jr, Sr

Show Date: 04-27-2024



1. Walk A to B.
2. At B lope on the right lead to C.
3. At C perform a lead change and continue on the left lead around C.
4. Stop at C.
5. Perform a 180 degree turn to the right.
6. Extend the jog around C.
7. Stop at D and back 4 steps.

Walk
Jog	-----
Extended Jog	-----
Lope	=====
Leg Yield	
Lead Change	-----
Back	-----
Marker	(B)
Sidepass	-----

[WH/2-1]

www.HorseShowPatterns.com

www.HorseShowPatterns.com

www.HorseShowPatterns.com



www.HorseShowPatterns.com

- www.HorseShowPatterns.com

www.HorseShowPatterns.com

www.HorseShowPatterns.com

www.HorseShowPatterns.com

www.HorseShowPatterns.com

www.HorseShowPatterns.com

www.HorseShowPatterns.com

www.HorseShowPatterns.com

www.HorseShowPatterns.com

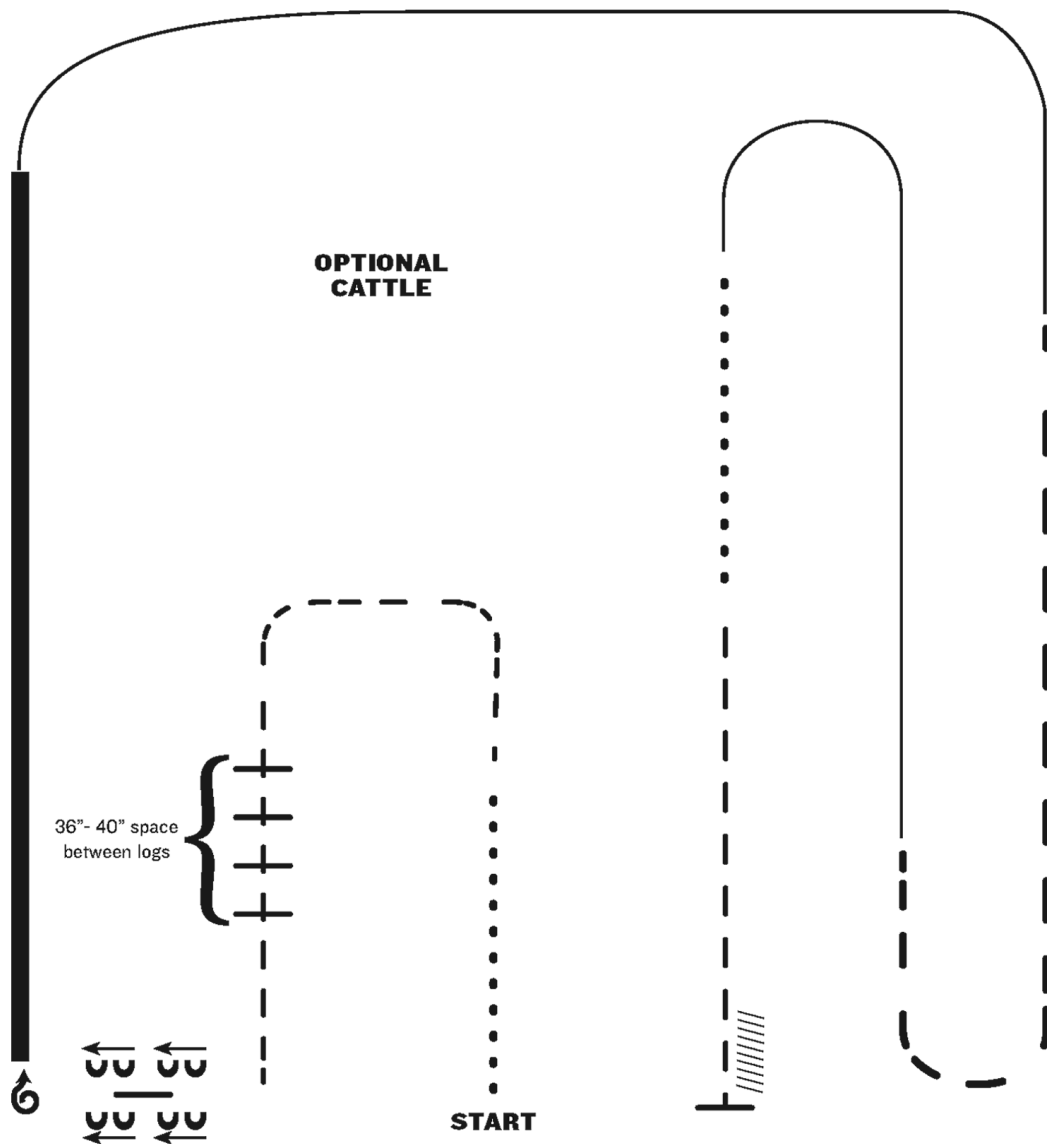
www.HorseShowPatterns.com

www.HorseShowPatterns.com

4-H West District Horse Show

34, 35 Ranch Riding Jr, Sr

Show Date: 04-27-2024



1. Walk
2. Trot
3. Trot logs
4. Side pass right
5. 1 1/2 turns right
6. Extended lope (right lead)
7. Lope right lead
8. Extended trot
9. Lope left lead
10. Walk
11. Trot
12. Stop and back

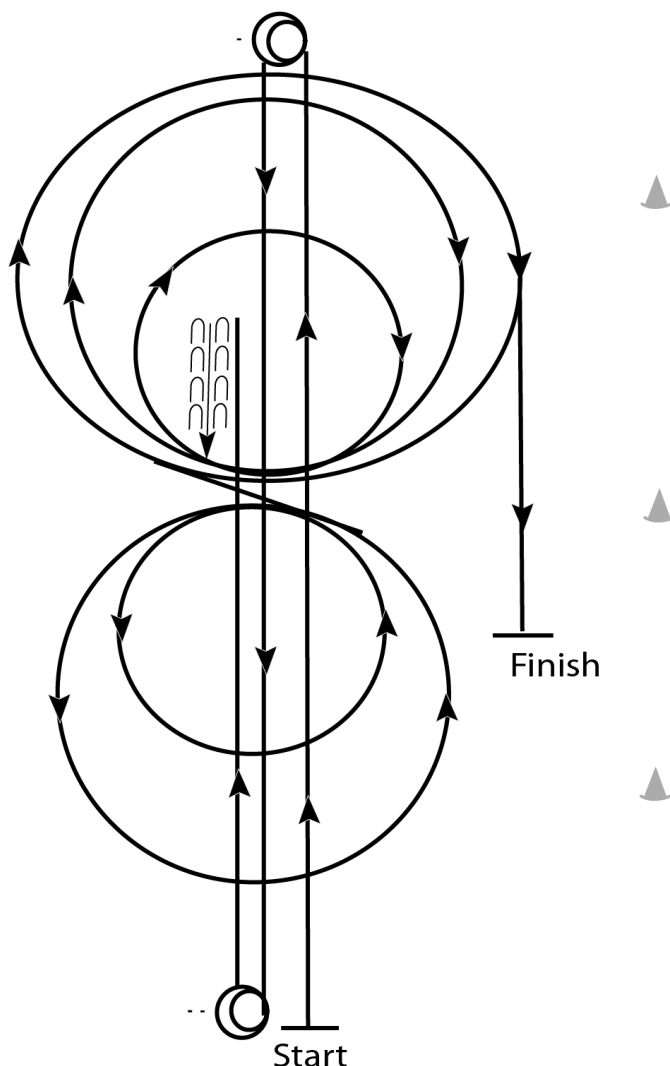
Note: The drawn description of this pattern is only intended for the general depiction of the pattern. Exhibitors should utilize the arena space to best exhibit their horses.

[RR/AQHA-12]

4-H West District Horse Show

36, 37 Ranch Reining Jr, Sr

Show Date: 04-27-2024



Pattern 4

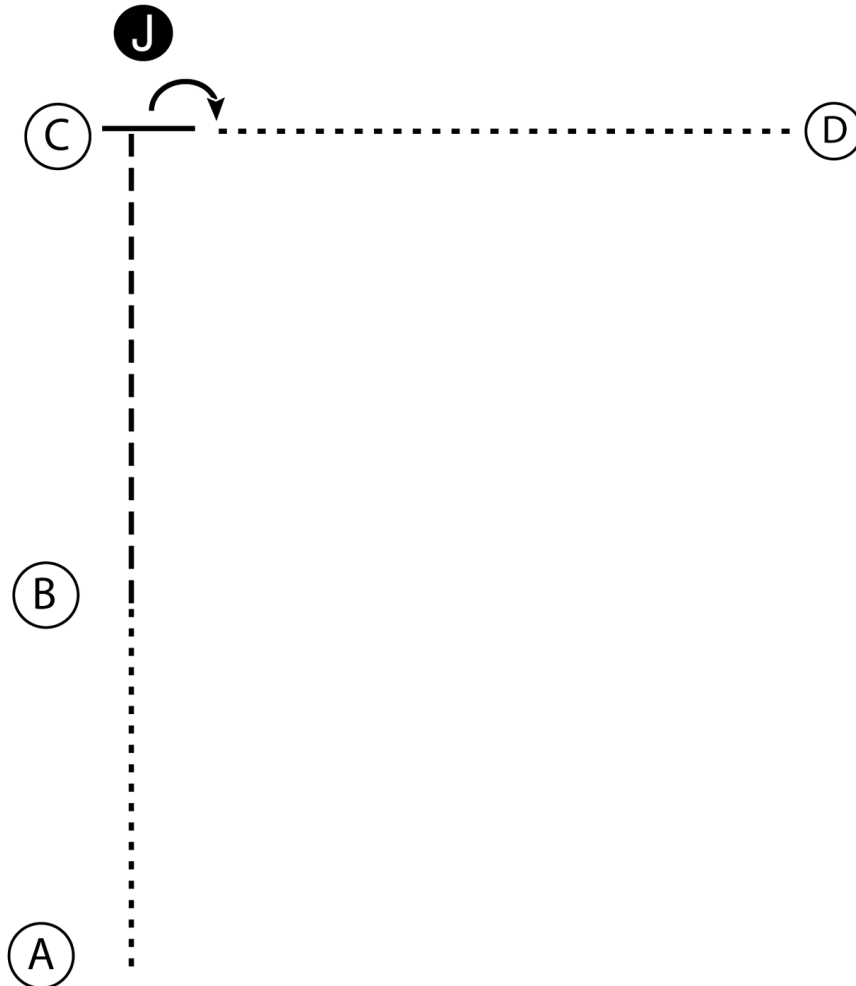
1. Start at end of arena.
2. Run up center of arena past the end marker and come to a sliding stop. Complete 3 1/2 spins to the left.
3. Run to other end of arena past the end marker and stop. Complete 3 1/2 spins to the right.
4. Run past the center marker and stop.
5. Back at least 10 feet in a straight line.
6. Complete 1/4 turn to the left, hesitate. Beginning on the right lead, complete 2 circles to the right, the first one small and slow, and the second large and fast. Change leads at the center of the arena.
7. Complete one small, slow circle and one large, fast circle. Change leads to the right.
8. Run around end of arena to the other side, past center marker, at least 20 feet from fence and come to sliding stop.
9. Hesitate to complete pattern.

[NRCHAWC/4]


4-H West District Horse Show

38 Adaptive Rider Showmanship

Show Date: 04-27-2024



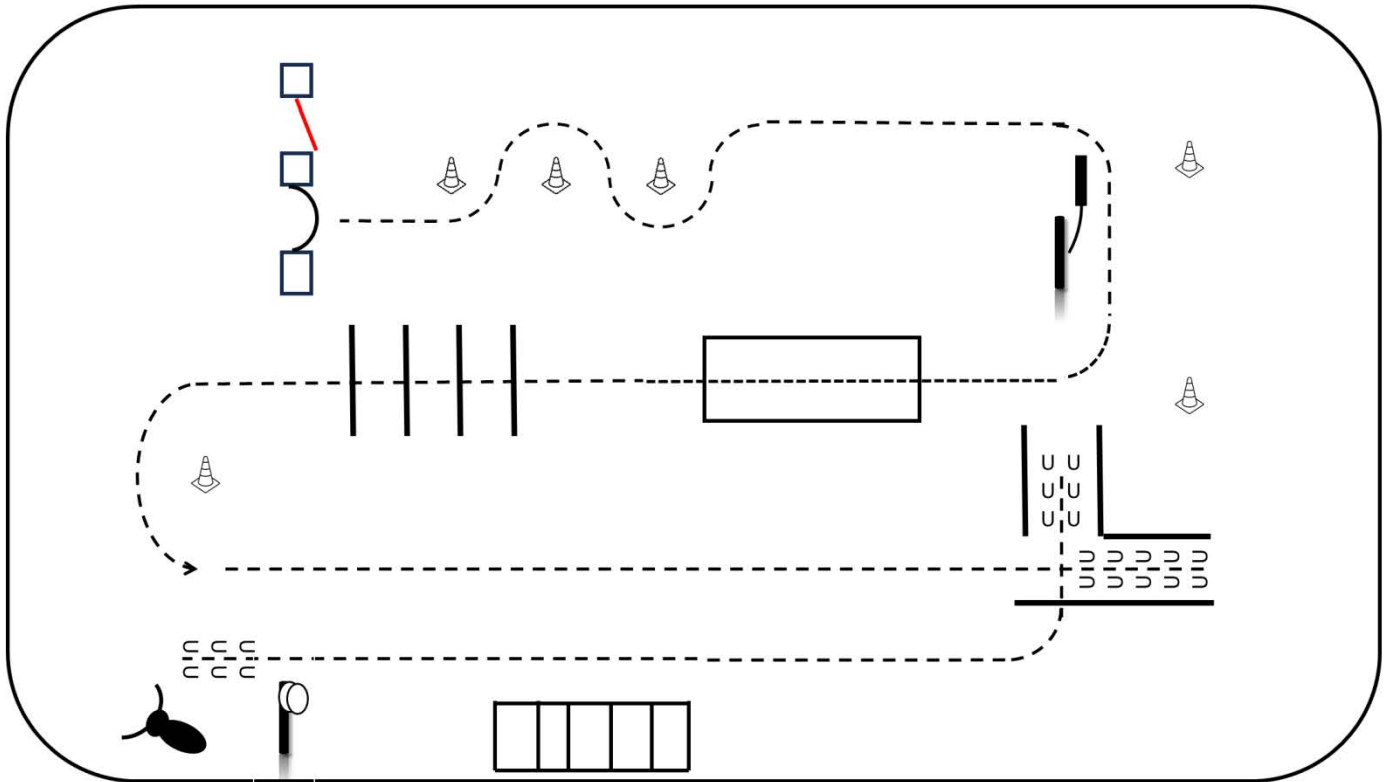
1. Walk from A to B.
2. Trot from B to C.
3. Stop at C and set up for inspection.
4. When dismissed perform a 90 degree turn.
5. Walk to D.

Walk
Trot - - - - -
Back ← 
Marker (B)
Judge (J)

4-H West District Horse Show

43 Adaptive Rider Trail

Show Date: 04-27-2024

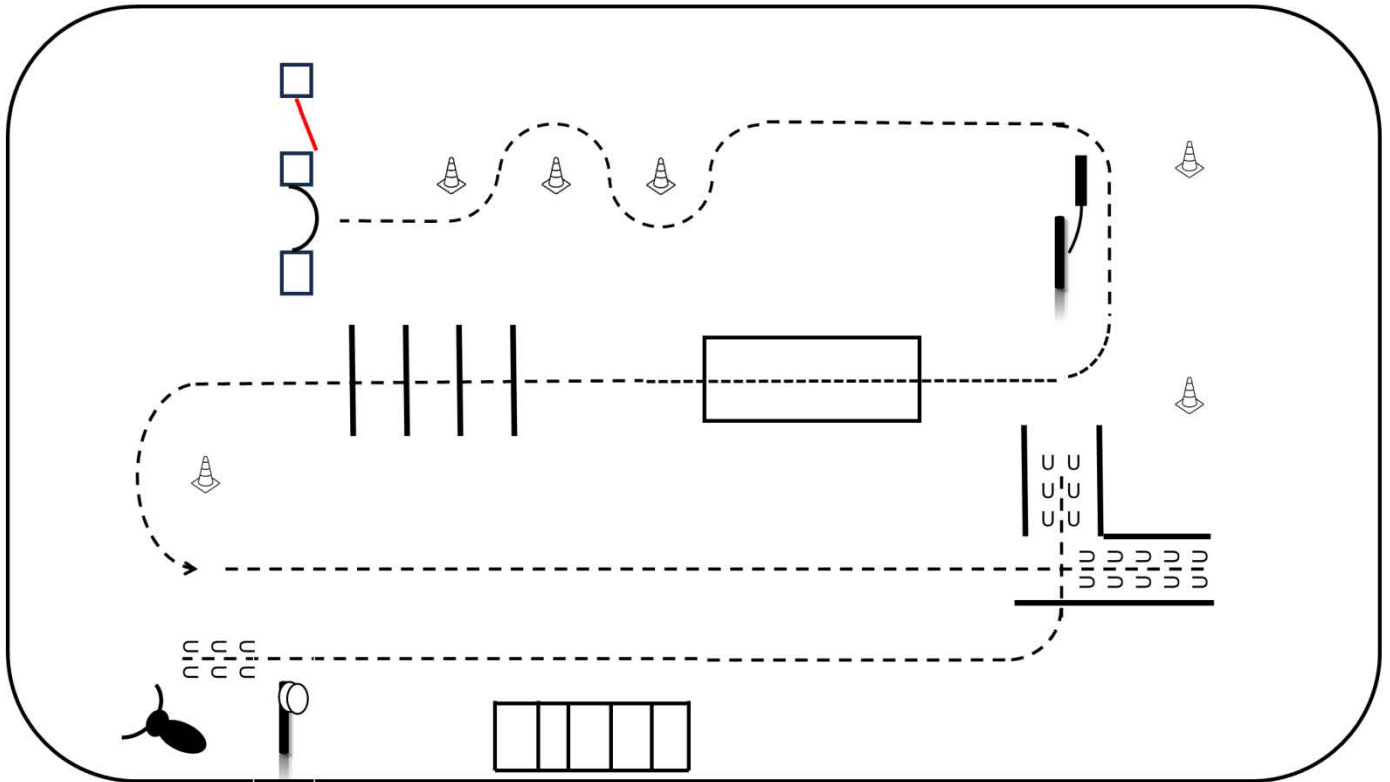


1. Acknowledge the judge and then proceed to work gate left hand push.
2. Jog through cones and around log drag.
3. Break to a walk and walk over the bridge.
4. Jog over ground poles and around cone.
5. Continue the jog into the chute
6. Back an L and jog out of the chute.
7. Jog up to you are even with the roping steer, Stop and back up 4 steps.
8. Acknowledge the judge, exit arena.

4-H West District Horse Show

44 Cloverbud Trail

Show Date: 04-27-2024

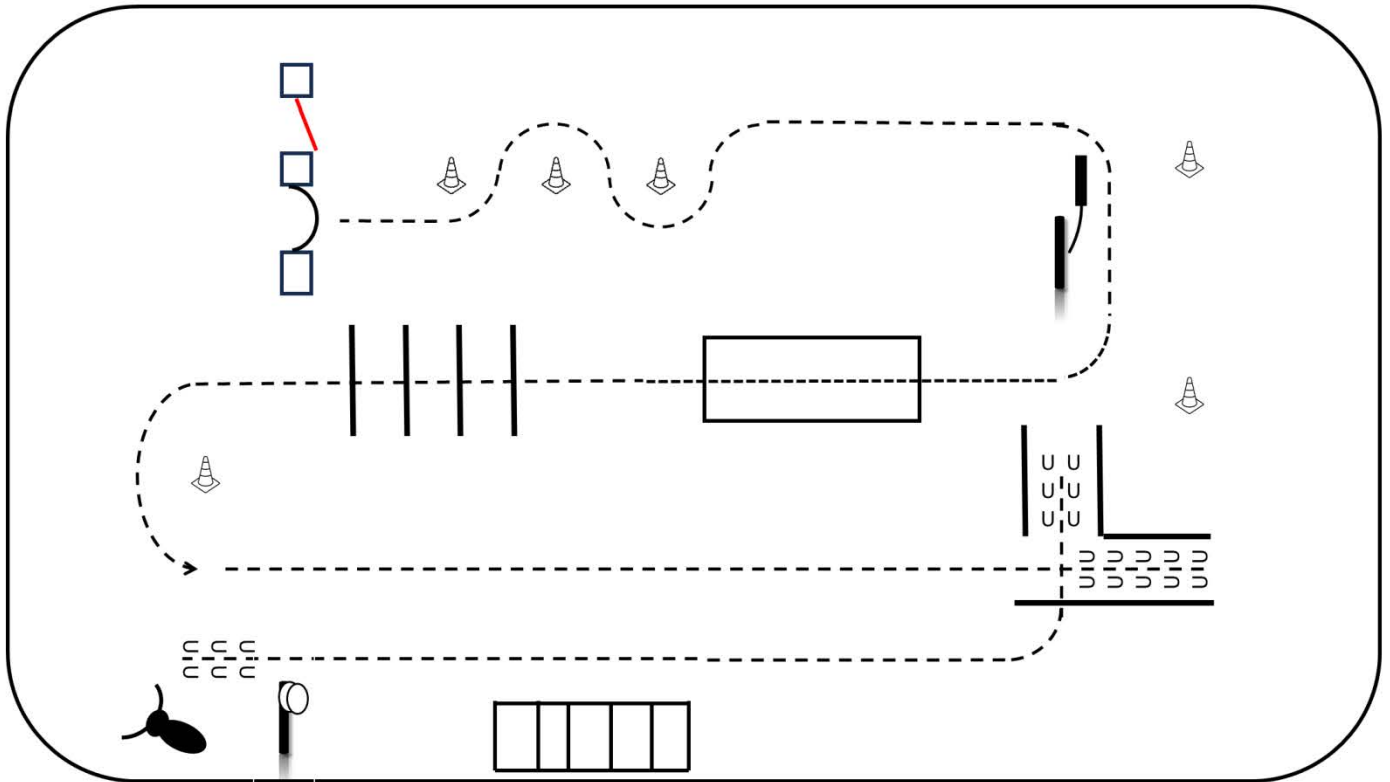


- 1. Acknowledge the judge and then proceed to work gate left hand push.**
- 2. Jog through cones and around log drag.**
- 3. Break to a walk and walk over the bridge.**
- 4. Jog over ground poles and around cone.**
- 5. Continue the jog into the chute**
- 6. Back an L and jog out of the chute.**
- 7. Jog up to you are even with the roping steer, Stop and back up 4 steps.**
- 8. Acknowledge the judge, exit arena.**

4-H West District Horse Show

45 Little Britches Trail

Show Date: 04-27-2024



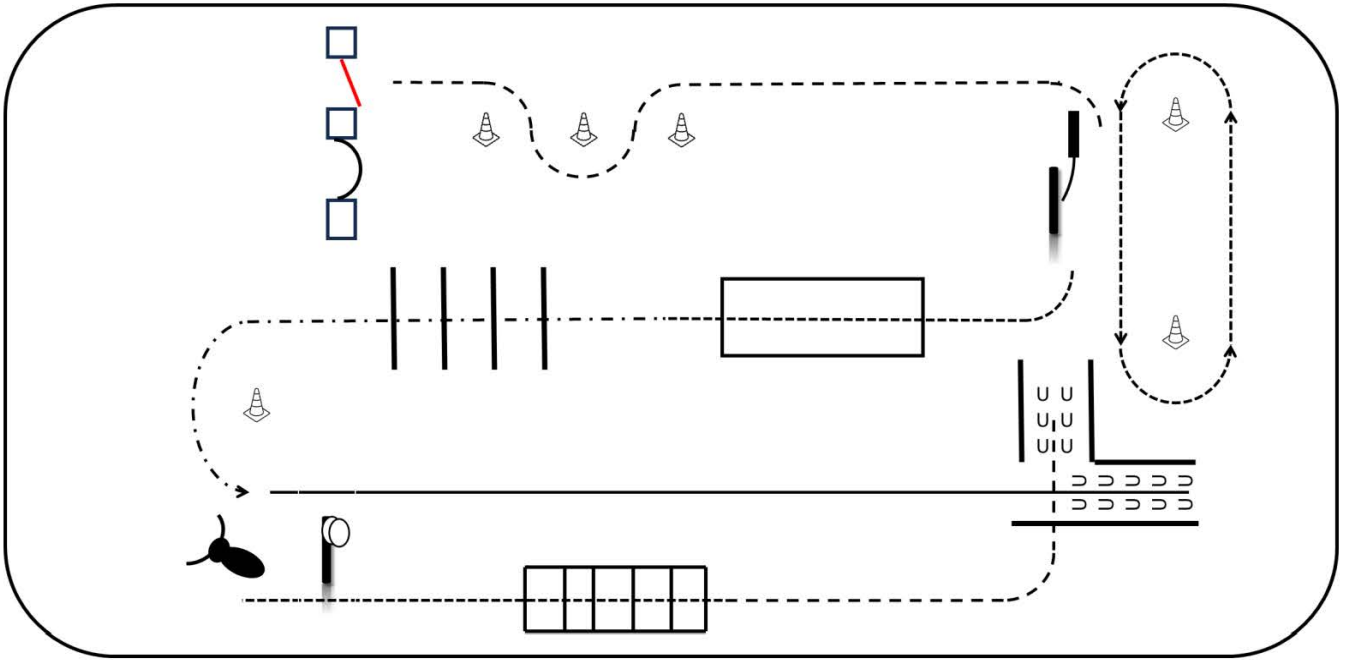
- 1. Acknowledge the judge and then proceed to work gate left hand push.**
- 2. Jog through cones and around log drag.**
- 3. Break to a walk and walk over the bridge.**
- 4. Jog over ground poles and around cone.**
- 5. Continue the jog into the chute**
- 6. Back an L and jog out of the chute.**
- 7. Jog up to you are even with the roping steer, Stop and back up 4 steps.**
- 8. Acknowledge the judge, exit arena.**

4-H West District Horse Show

46, 47 Ranch Trail Jr,Sr

Show Date: 04-27-2024

Ranch Trail



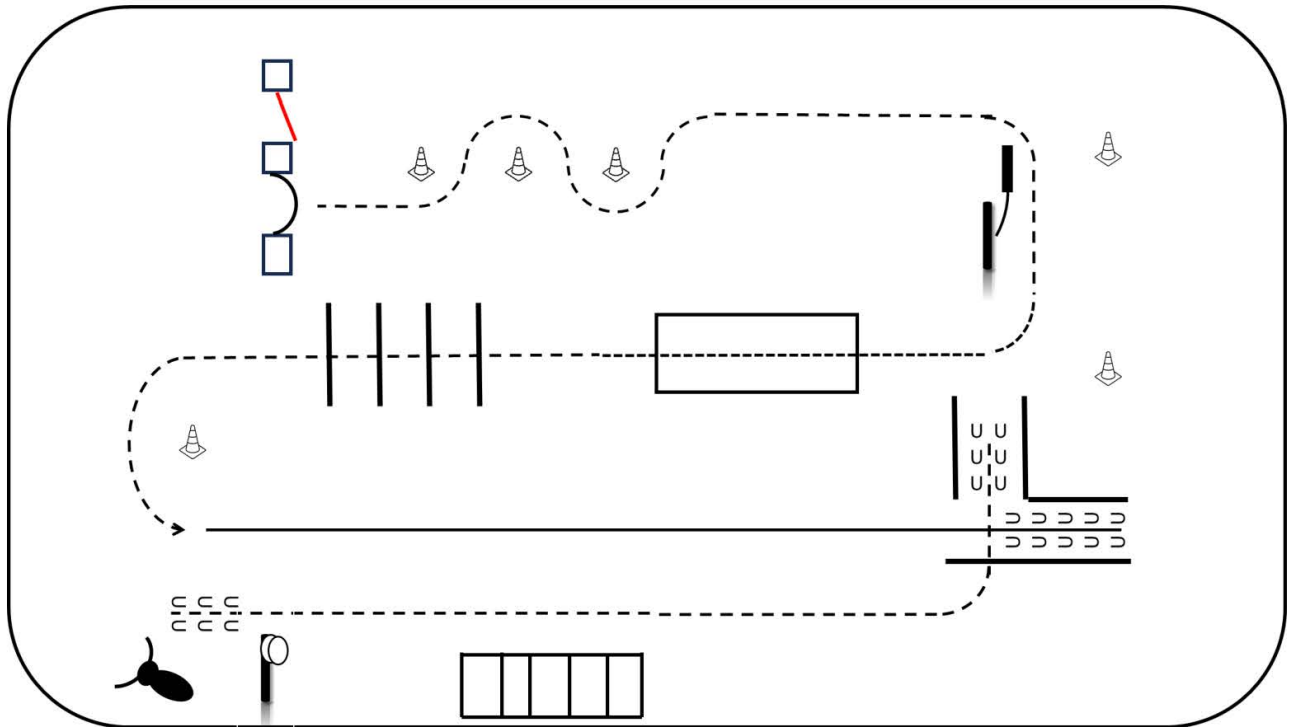
1. Acknowledge Judge, then work gate Left hand push.
2. Trot through cones and up to drag obstacle.
3. Pick up rope and drag log around both cones at the walk.
4. Hang rope back up and walk forward 4 steps, turn, and walk over bridge.
5. Trot over poles and around cone.
6. When even with cone pick up the Canter, left lead and canter into the chute and stop.
7. Back up and hip over left.
8. Trot out of chute and up to the bridge, break to a walk without stopping.
9. Walk over bridge and up to roping steer.
10. Pick up rope (if necessary) and attempt to rope steer. Drop rope after attempt.
11. Acknowledge judge and exit arena.

4-H West District Horse Show

48,49 Western Trail Jr,Sr

Show Date: 04-27-2024

Western Trail W/J/L

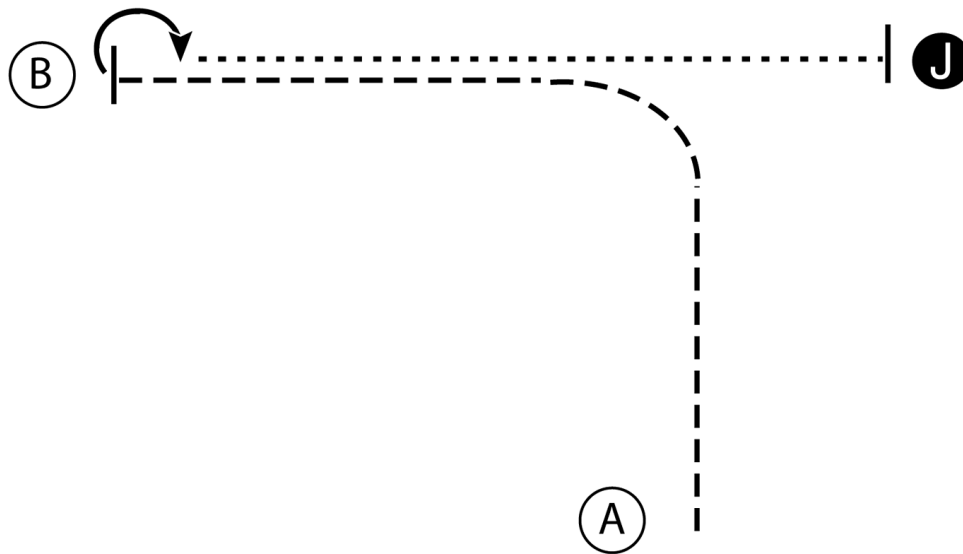


1. Acknowledge the judge and then proceed to work gate left hand push.
2. Jog through cones and around log drag.
3. Break to a walk and walk over the bridge.
4. Jog over ground poles and around cone.
5. When even with the cone pick up the lope left lead.
6. Lope into the chute and stop.
7. Back an L and jog out of the chute.
8. Jog up to you are even with the roping steer, Stop and back up 4 steps.
9. Acknowledge the judge, exit arena.


4-H West District Horse Show

51,52 Short, Long Stirrup Showmanship

Show Date: 04-27-2024

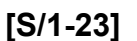


1. Trot from A to B.
2. Stop and perform a 180 degree turn.
3. Walk to Judge and set up for inspection.
4. When dismissed follow instructions of ring steward.

Walk
Trot - - - - -
Back ← 
Marker (B)
Judge (J)

www.HorseShowPatterns.com

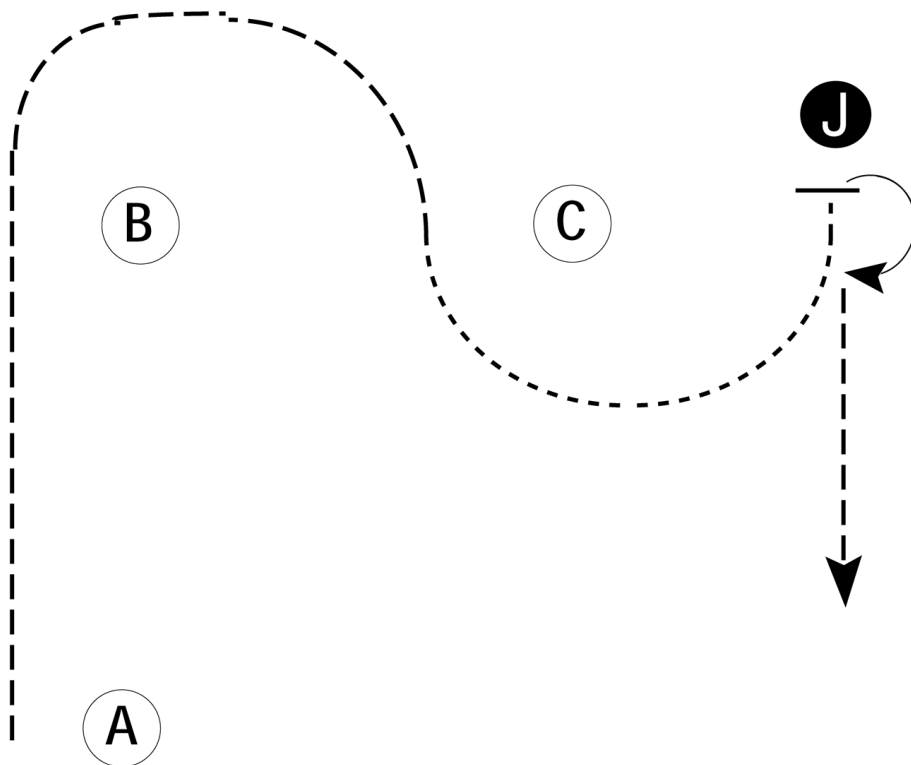
www.HorseShowPatterns.com



4-H West District Horse Show

55,56 Hunter Horse Showmanship Jr,Sr

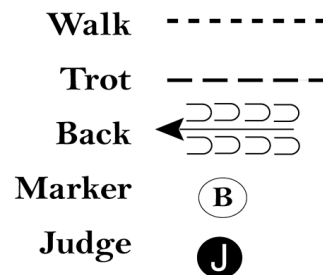
Show Date: 04-27-2024



Be ready at A.

1. Trot from A around B and to C.
2. Walk from C to the Judge.
3. Stop and set up for inspection.
4. When dismissed, perform a 180 degree turn.
5. Trot straight away from the Judge.

Follow the instructions of your ring steward.



4-H West District Horse Show

57 Stock Type Hunter Showmanship

Show Date: 04-27-2024

Be ready at A.

1. Walk to B.
2. Trot to and around C to judge.
3. Stop and set up for inspection.
4. When dismissed back approximately one horse length.
5. Perform a 270 degree turn and walk straight away.

Follow the instructions of your ring steward.

