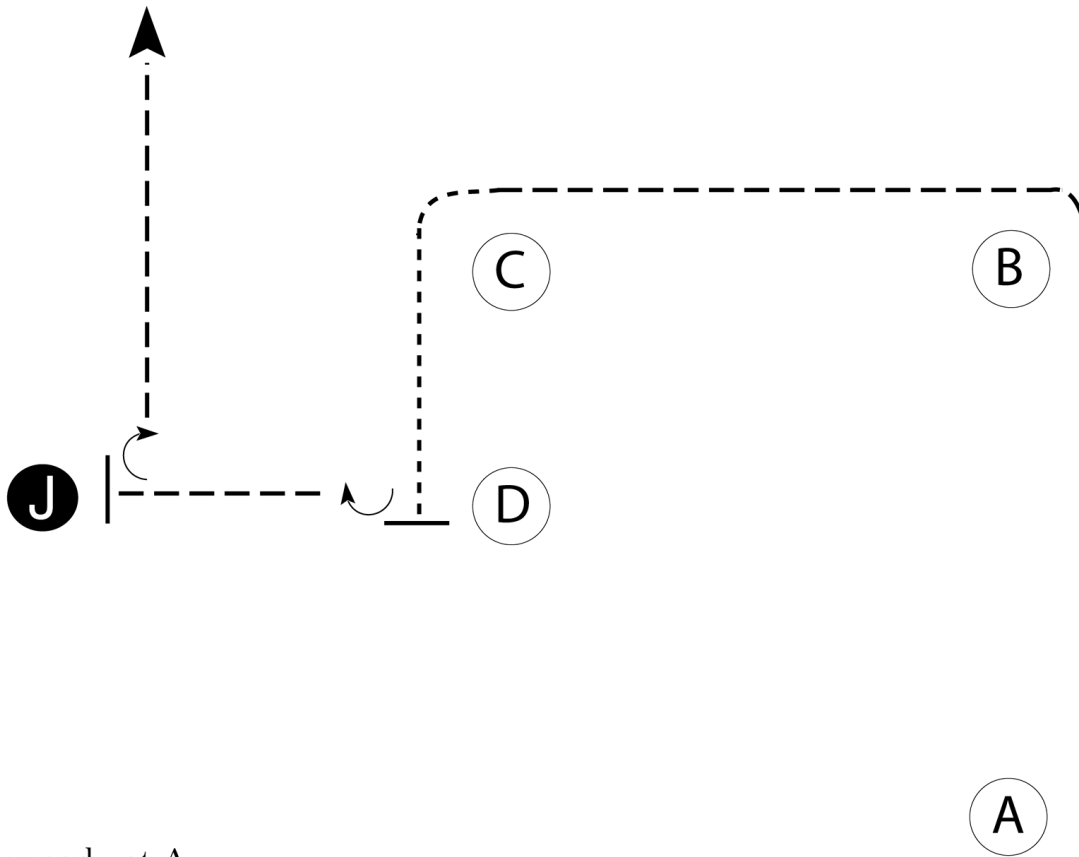


4H West District Horse Show

1 Non-Trotting Showmanship

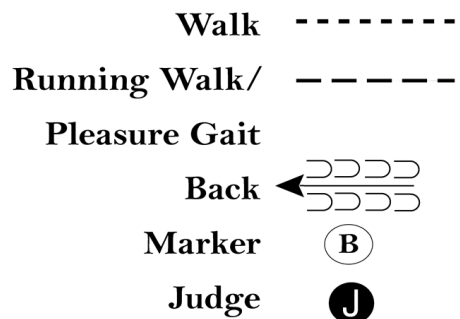
Show Date: 04-29-2023



Be ready at A.

1. Running walk or pleasure gait around B and to C.
2. At C, flat or show walk around C to D.
3. Stop at D and turn 90 degrees to the right.
4. Flat or show walk to Judge.
5. Stop and set up for inspection.
6. When dismissed, turn 90 degrees and perform a running walk or pleasure gait away from Judge.

Follow the instructions of your ring steward.



[NT/S-6]

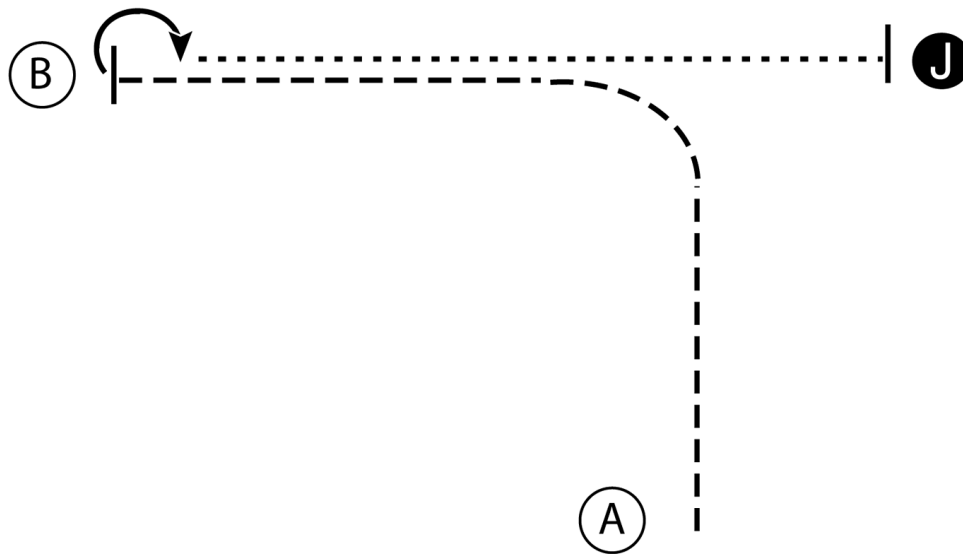
Pattern Provided by:

West district


4H West District Horse Show

2 Little Britches Showmanship at halter

Show Date: 04-29-2023



1. Trot from A to B.
2. Stop and perform a 180 degree turn.
3. Walk to Judge and set up for inspection.
4. When dismissed follow instructions of ring steward.

Walk
Trot - - - - -
Back ← 
Marker (B)
Judge (J)

[S/1-11]

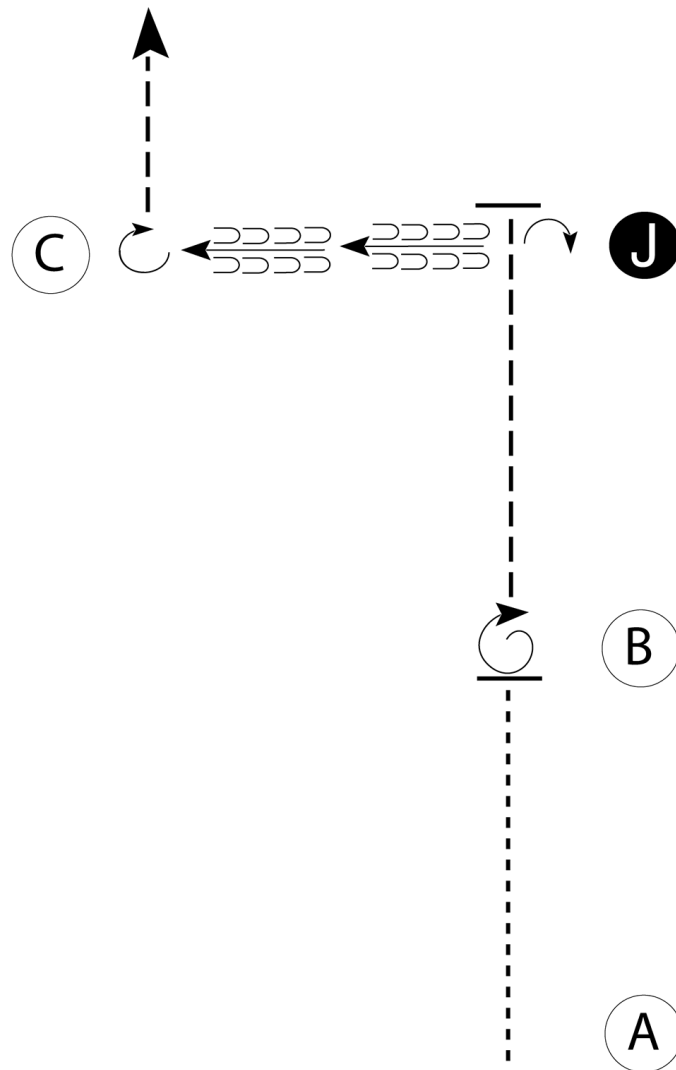
Pattern Provided by:

West district

4H West District Horse Show

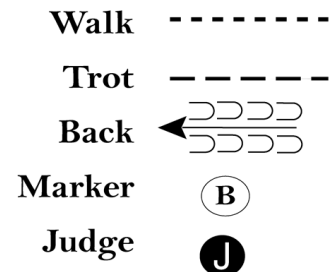
3,4 Western Showmanship at Halter Jr. Sr.

Show Date: 04-29-2023



Be ready at A.

1. Walk A to B.
2. Stop at B and perform a 360 degree turn.
3. Trot until even with Judge.
4. Stop and perform a 90 degree turn; set up for inspection.
5. When dismissed, back to C.
6. Perform a 270 degree turn and trot straight away.



Follow the instructions of your ring steward.

[S/2-4]

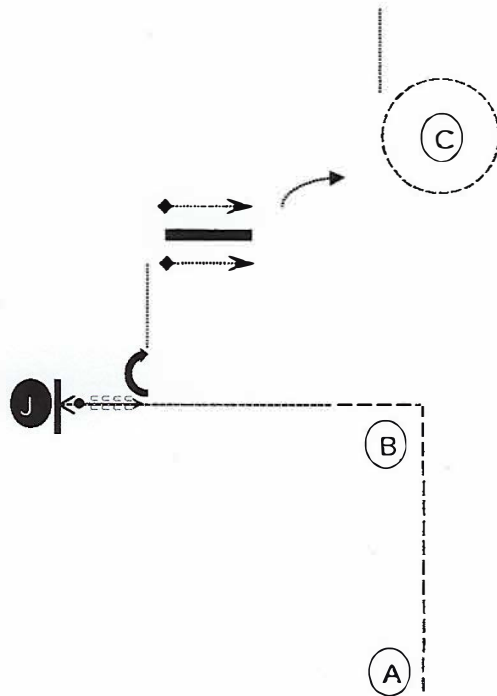
Pattern Provided by:

West district

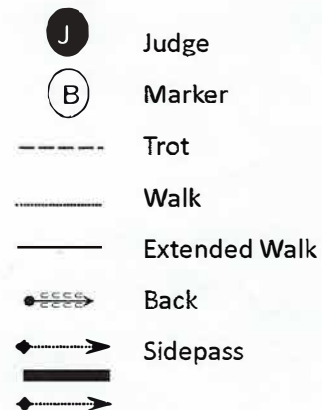
NC West District 4H Horse Show

5, 6 Ranch Ground Handling

Show Date: 04-29-2023



Exhibitors will perform their pattern to the green 4-H cones.



1. Trot from A to and around B.
2. After trotting around B, break to an extended walk to the Judge.
3. Stop and square horse.
4. When acknowledged, back 1 horse length while handler remains stationary.
5. Collect your lead. Move to the offside and perform a 90 degree turn on the forehand.
6. Return to the near side and walk forward to log.
7. Sidepass the log.
8. Walk to C. At C, send the horse in a small circle at the trot (clockwise) while you remain stationary.
9. After completing the circle, collect your lead and walk to exit.

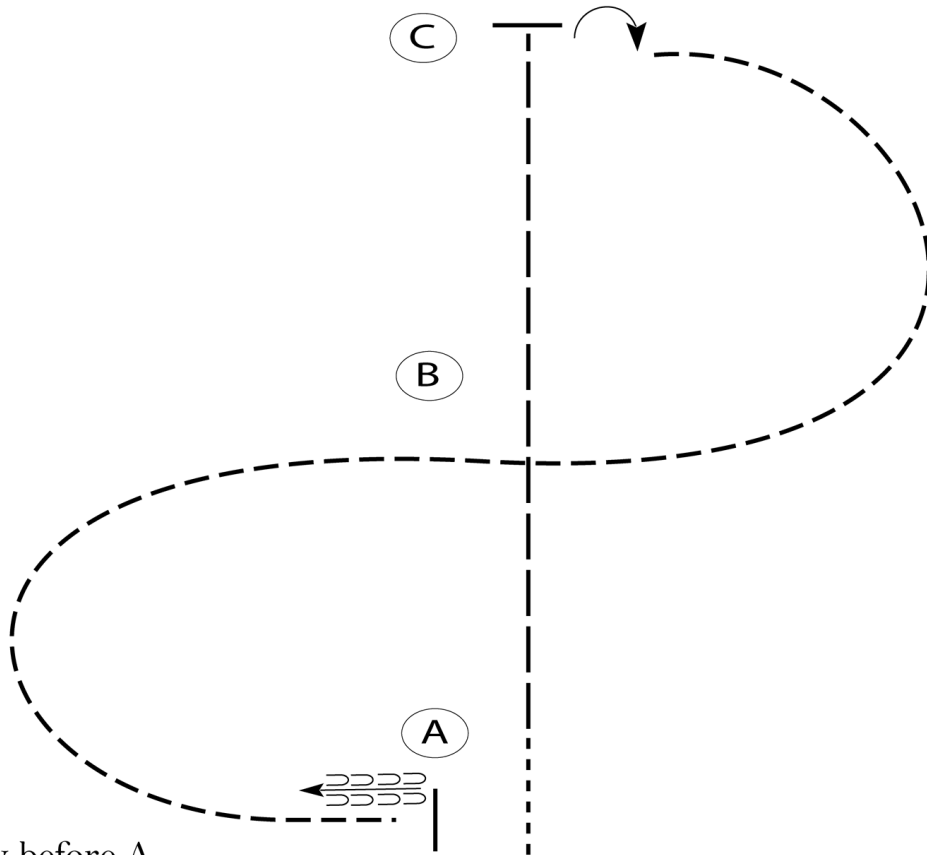
Exhibitors may be reminded that they may switch hands on their lead. They may also use their lead to help guide and encourage their horses as necessary.

Pattern Provided by:
Show Management

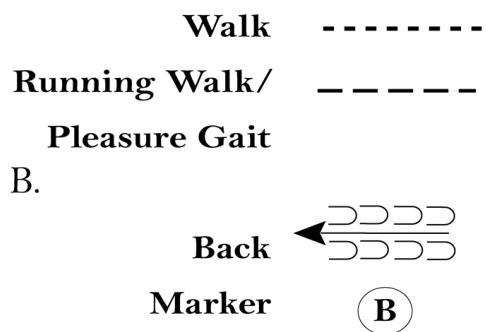
4H West District Horse Show

17 Non-Trotting Equitation 2gaits

Show Date: 04-29-2023



1. Flat or show walk to A.
2. Perform a running walk or pleasure gait from A to C.
3. Stop at C and turn 90 degrees to the right.
4. Running walk or pleasure gait in a half circle to B.
5. Continue at a running walk or pleasure gait in a half circle to A.
6. Stop at A and back approximately one horse length.



Follow the instructions of your ring steward.

[NT/H-E-4]

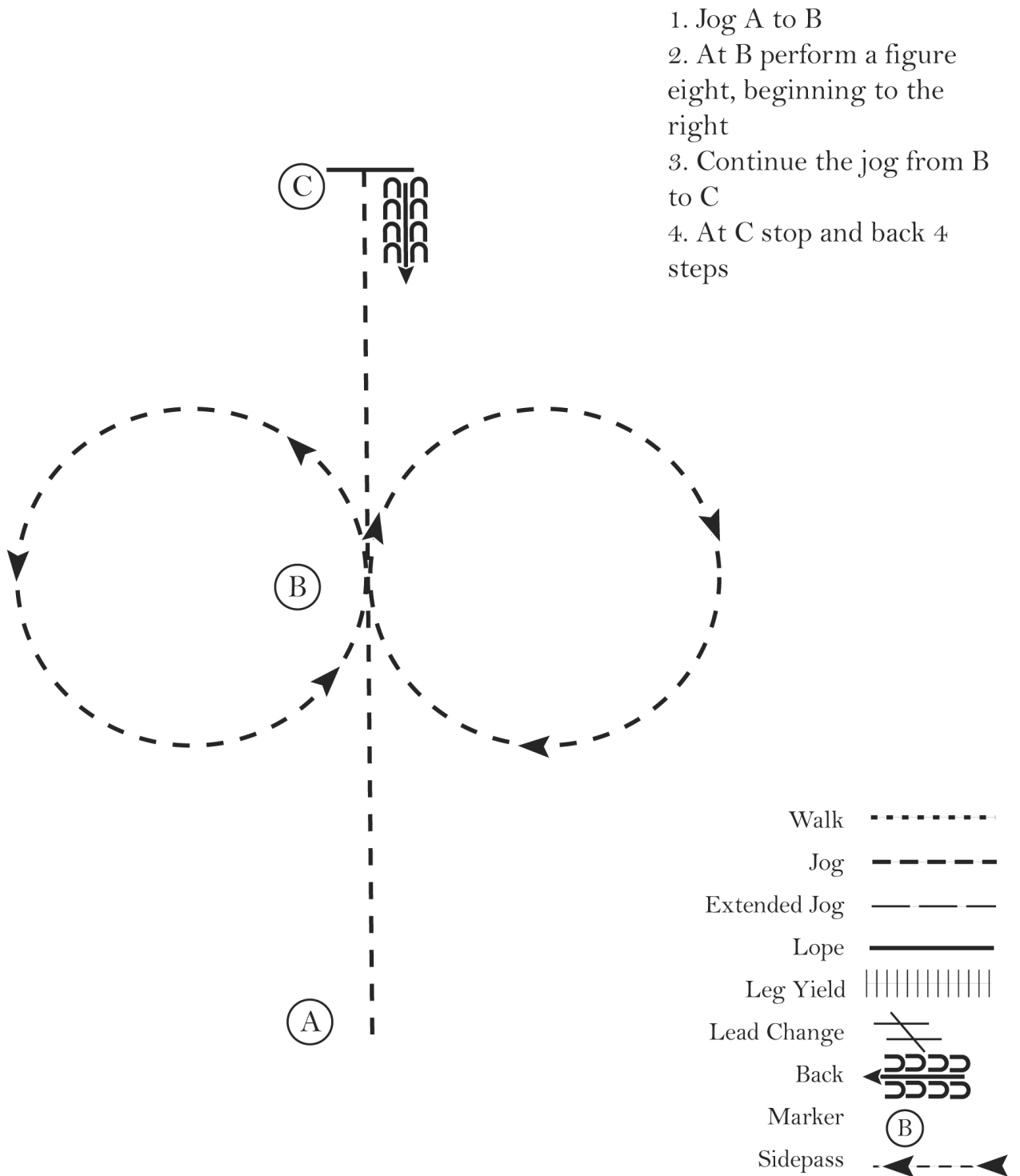
Pattern Provided by:

West district

4H West District Horse Show

22 Little Britches Western Horsemanship

Show Date: 04-29-2023



[WH/WT-5]

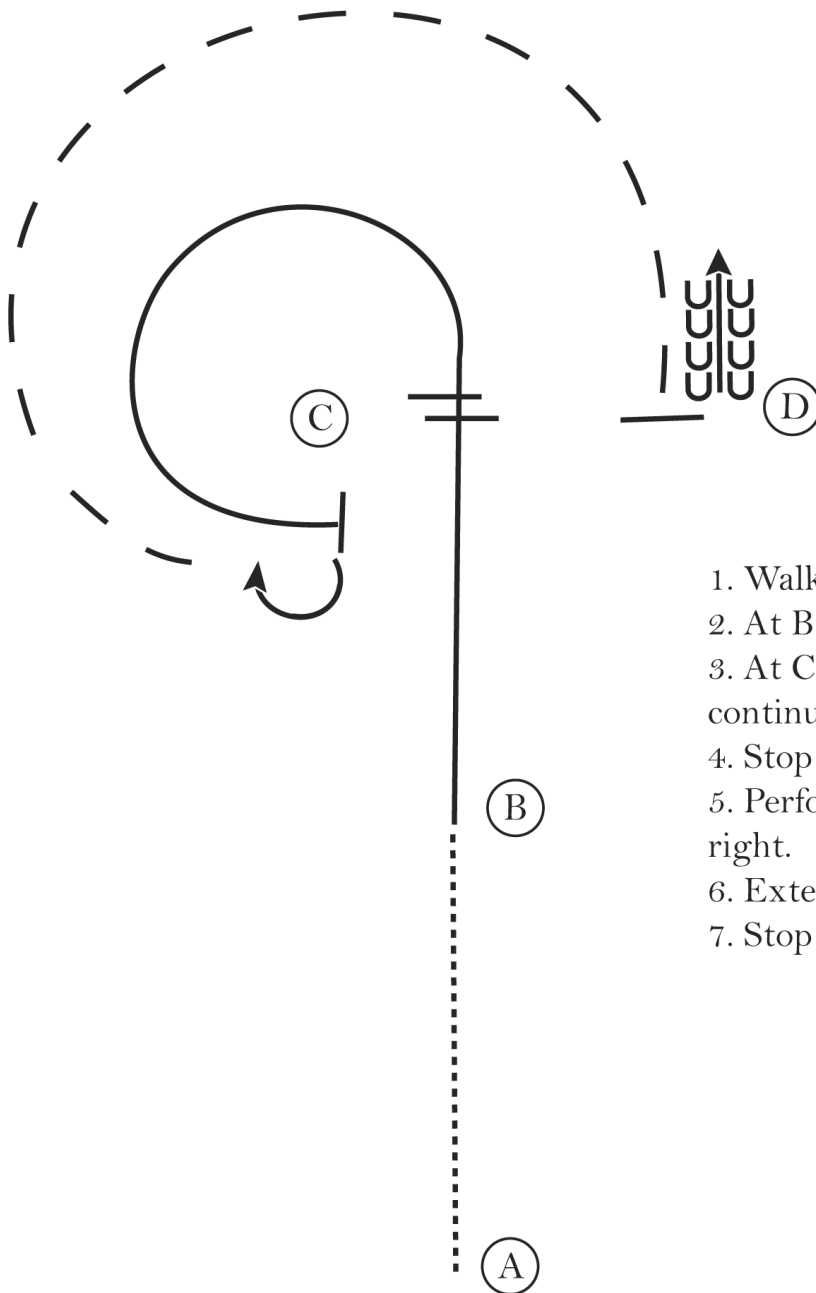
Pattern Provided by:

West district

4H West District Horse Show

23,24 Western Horsemanship Jr, Sr

Show Date: 04-29-2023



1. Walk A to B.
2. At B lope on the right lead to C.
3. At C perform a lead change and continue on the left lead around C.
4. Stop at C.
5. Perform a 180 degree turn to the right.
6. Extend the jog around C.
7. Stop at D and back 4 steps.

| | |
|--------------|-------|
| Walk | |
| Jog | ----- |
| Extended Jog | ----- |
| Lope | ———— |
| Leg Yield | |
| Lead Change | ↘ |
| Back | ←←←← |
| Marker | (B) |
| Sidepass | ←---← |

[WH/2-1]

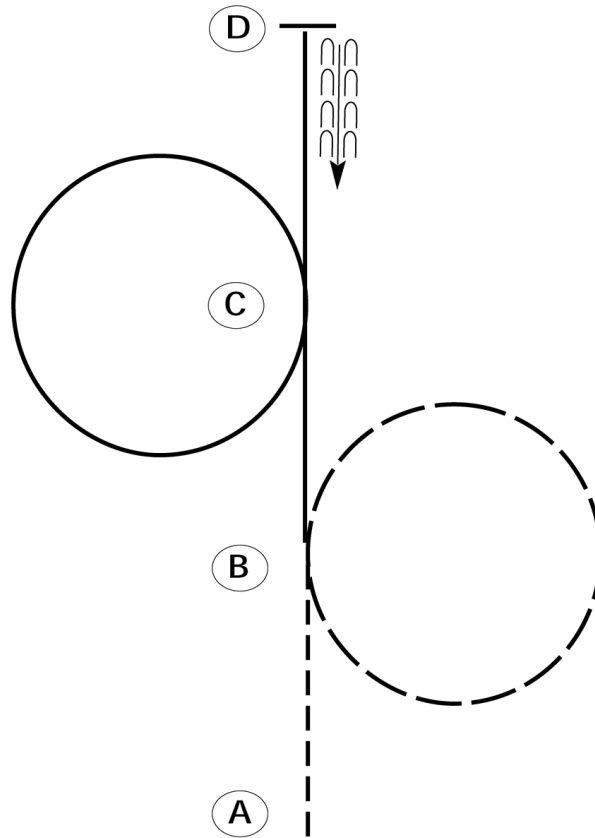
Pattern Provided by:

West district

4H West District Horse Show

31, 32 Ranch Horsemanship Jr,Sr

Show Date: 04-29-2023



Be ready at A.

1. Jog from A to B.
2. Extend the jog in a circle to the right at B.
3. Lope on the left lead to C and circle to the left.
4. Continue to lope to D.
5. Stop and D and back one horse length.

Retire to the rail or line up at a jog.

| | |
|--------------|-----------|
| Walk | ----- |
| Jog | - - - - - |
| Extended Jog | - - - - - |
| Lope | ————— |
| Leg Yield | |
| Lead Change | —/— |
| Back | ←←←←← |
| Marker | ⓑ |
| Sidepass | ←-----→ |

[WH/2-24]

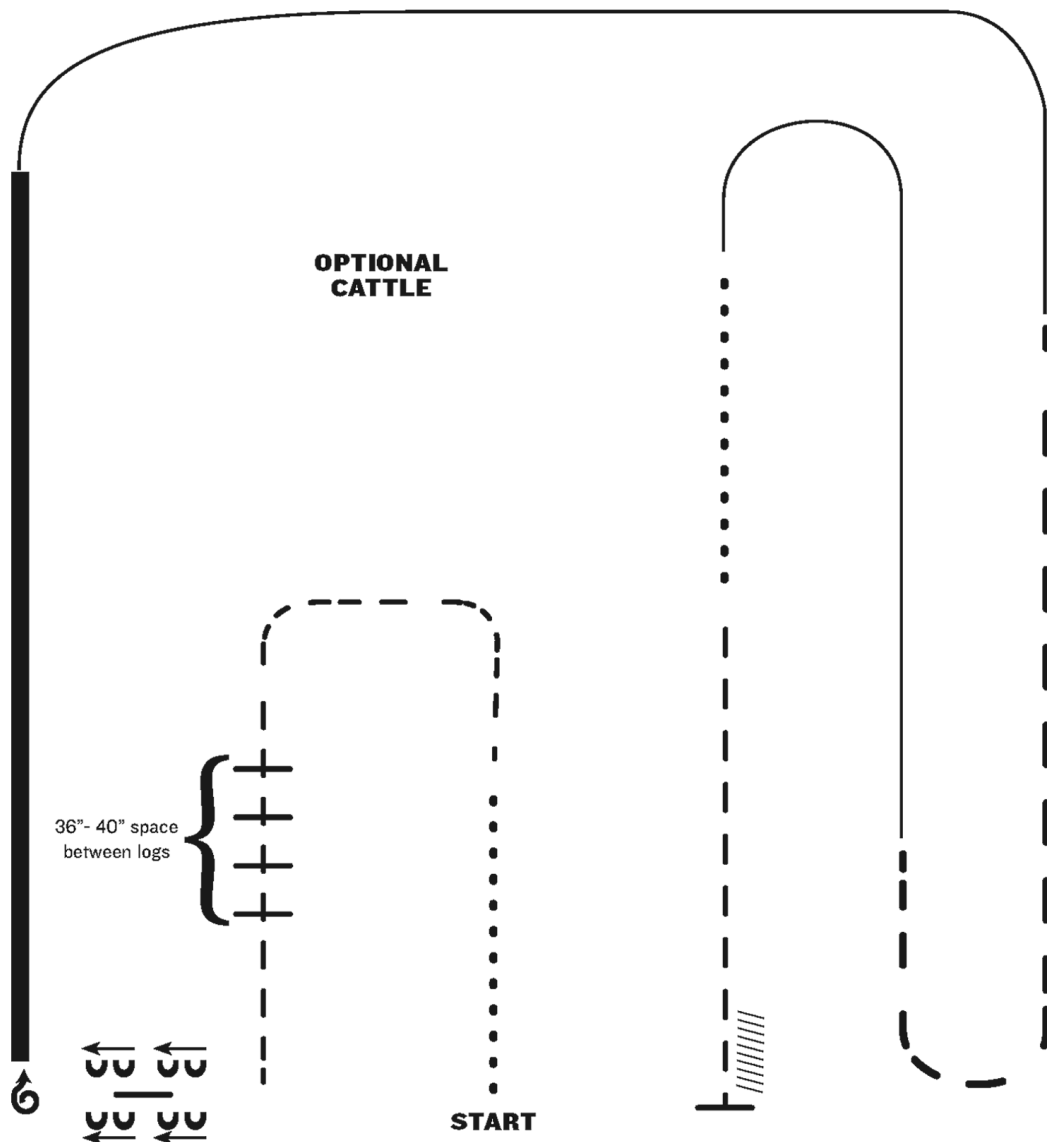
Pattern Provided by:

West district

4H West District Horse Show

33,34 Ranch Riding Jr,Sr

Show Date: 04-29-2023



1. Walk
2. Trot
3. Trot logs
4. Side pass right
5. 1 1/2 turns right
6. Extended lope (right lead)
7. Lope right lead
8. Extended trot
9. Lope left lead
10. Walk
11. Trot
12. Stop and back

Note: The drawn description of this pattern is only intended for the general depiction of the pattern. Exhibitors should utilize the arena space to best exhibit their horses.

[RR/AQHA-12]

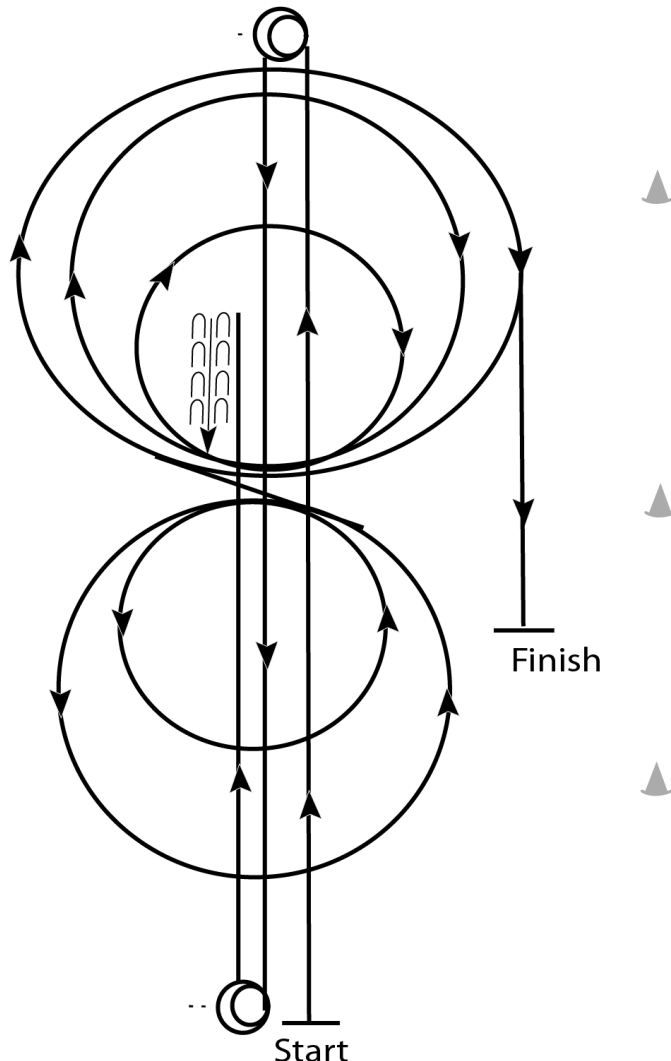
Pattern Provided by:

West district

4H West District Horse Show

35,36 Ranch Reining Jr,Sr

Show Date: 04-29-2023



Pattern 4

1. Start at end of arena.
2. Run up center of arena past the end marker and come to a sliding stop. Complete 3 1/2 spins to the left.
3. Run to other end of arena past the end marker and stop. Complete 3 1/2 spins to the right.
4. Run past the center marker and stop.
5. Back at least 10 feet in a straight line.
6. Complete 1/4 turn to the left, hesitate. Beginning on the right lead, complete 2 circles to the right, the first one small and slow, and the second large and fast. Change leads at the center of the arena.
7. Complete one small, slow circle and one large, fast circle. Change leads to the right.
8. Run around end of arena to the other side, past center marker, at least 20 feet from fence and come to sliding stop.
9. Hesitate to complete pattern.

[NRCHAWC/4]

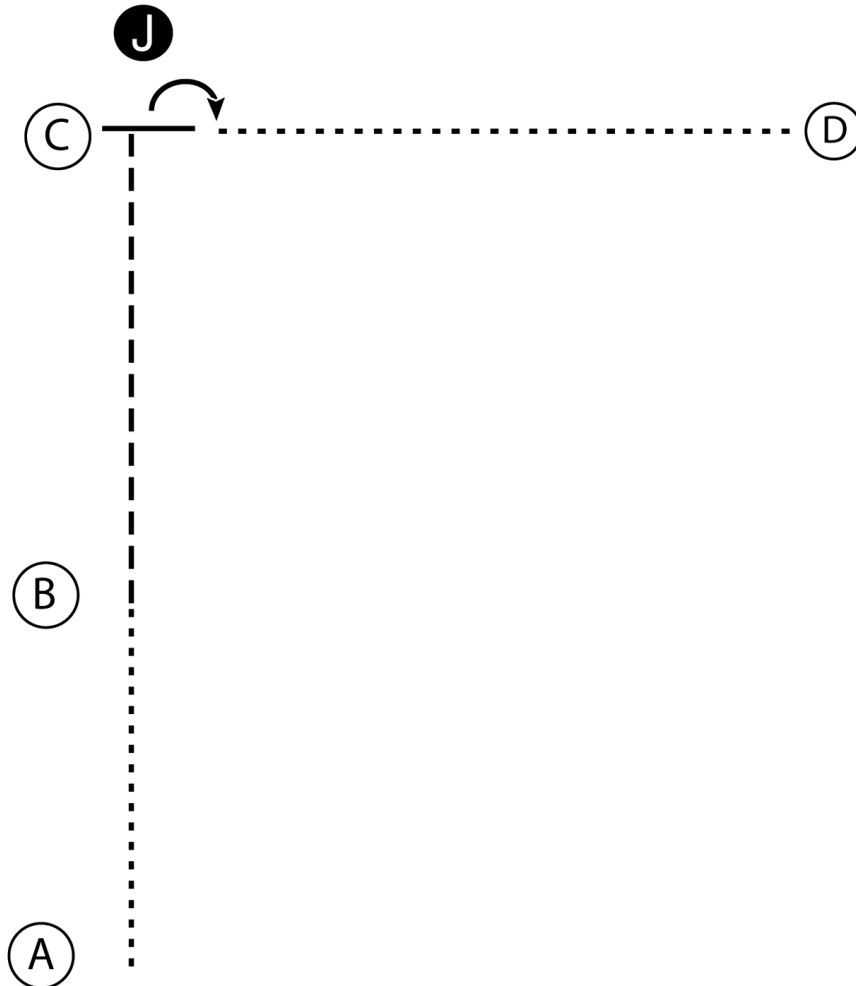
Pattern Provided by:

West district


4H West District Horse Show

37 Western Cloverbud Showmanship at halter

Show Date: 04-29-2023



1. Walk from A to B.
2. Trot from B to C.
3. Stop at C and set up for inspection.
4. When dismissed perform a 90 degree turn.
5. Walk to D.

Walk
Trot - - - - -
Back ← 
Marker (B)
Judge (J)

[S/1-4]

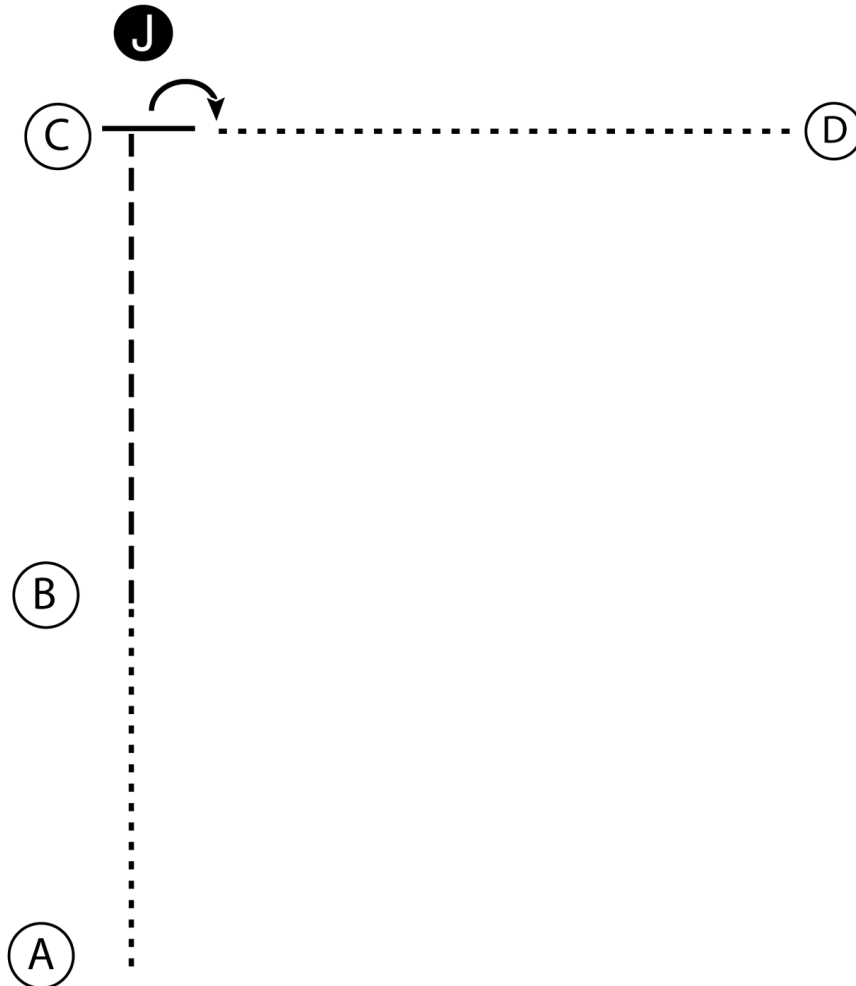
Pattern Provided by:

West district


4H West District Horse Show

38 Adaptive Rider Showmanship

Show Date: 04-29-2023



1. Walk from A to B.
2. Trot from B to C.
3. Stop at C and set up for inspection.
4. When dismissed perform a 90 degree turn.
5. Walk to D.

Walk
Trot - - - - -
Back ← 
Marker (B)
Judge (J)

[S/1-4]

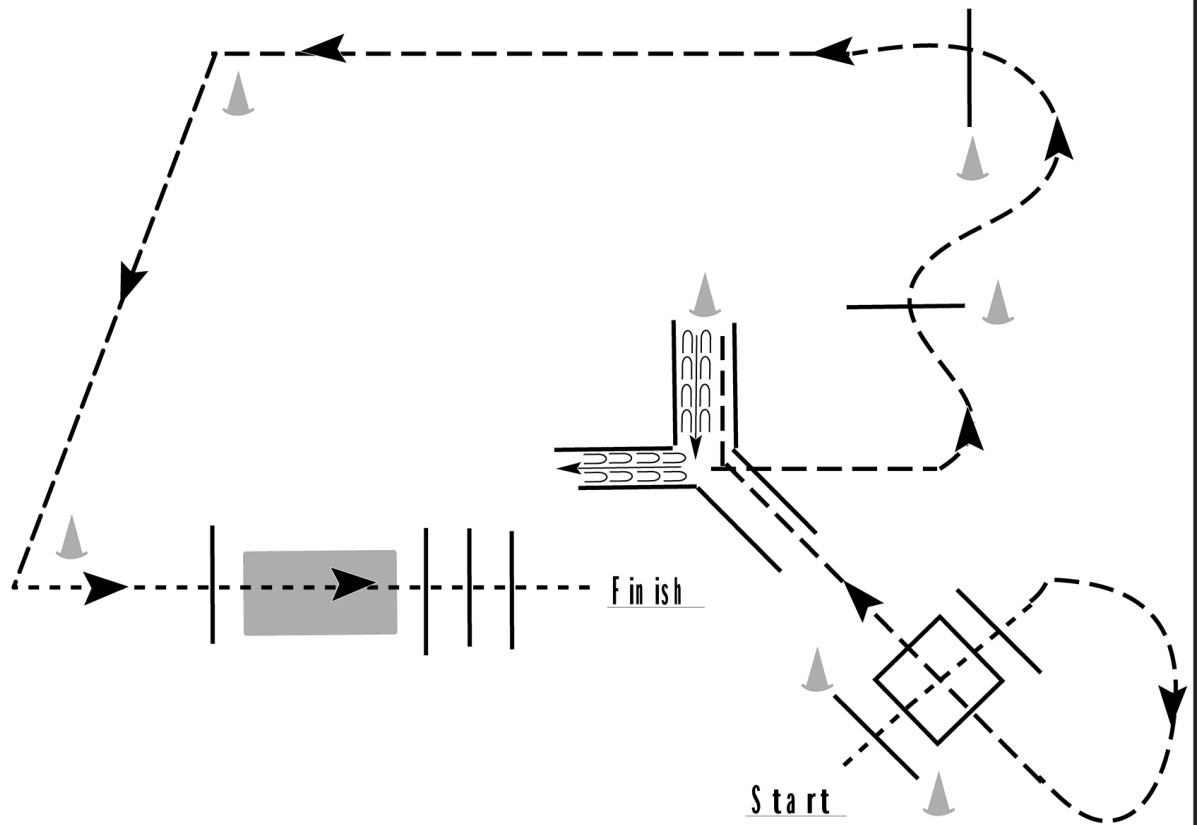
Pattern Provided by:

West district

4H West District Horse Show

43 Adaptiver Rider Trail

Show Date: 04-29-2023



1. Walk over poles and thru box.
2. Jog thru box and into chute.
3. Back the L.
4. Jog out of L and over poles.
5. Continue to jog around cones as shown.
6. Walk over poles and bridge to finish.

| | |
|--------------|-----------|
| Walk | ----- |
| Jog | - - - - - |
| Extended Jog | - - - - - |
| Lope | _____ |
| Leg Yield | |
| Lead Change | /// |
| Back | ⤵⤵⤵ |
| Marker | Ⓚ |
| Sidepass | ⤵-----⤵ |

[TWT-31]

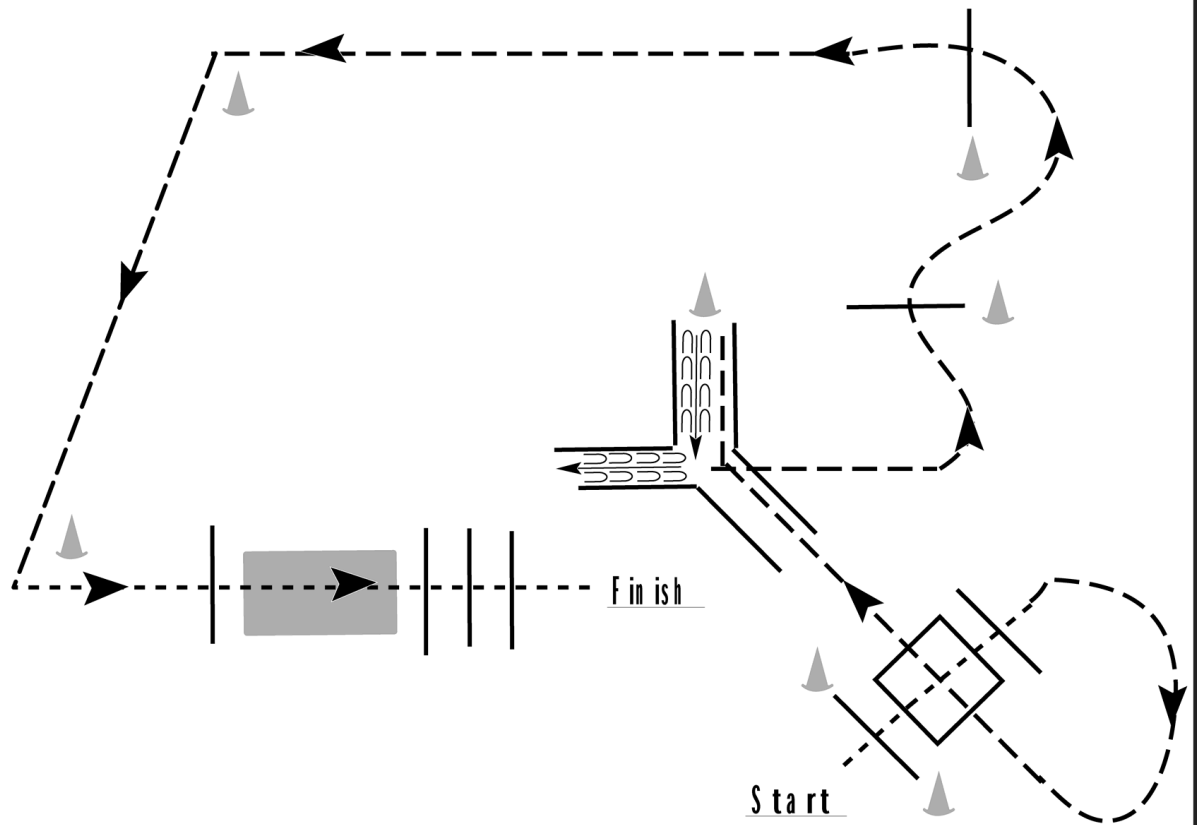
Pattern Provided by:

West district

4H West District Horse Show

44 Cloverbud Trail

Show Date: 04-29-2023



1. Walk over poles and thru box.
2. Jog thru box and into chute.
3. Back the L.
4. Jog out of L and over poles.
5. Continue to jog around cones as shown.
6. Walk over poles and bridge to finish.

| | |
|--------------|-----------|
| Walk | ----- |
| Jog | - - - - - |
| Extended Jog | - - - - - |
| Lope | _____ |
| Leg Yield | |
| Lead Change | /// |
| Back | ←←←←← |
| Marker | (B) |
| Sidepass | ←-----→ |

[T/TWT-31]

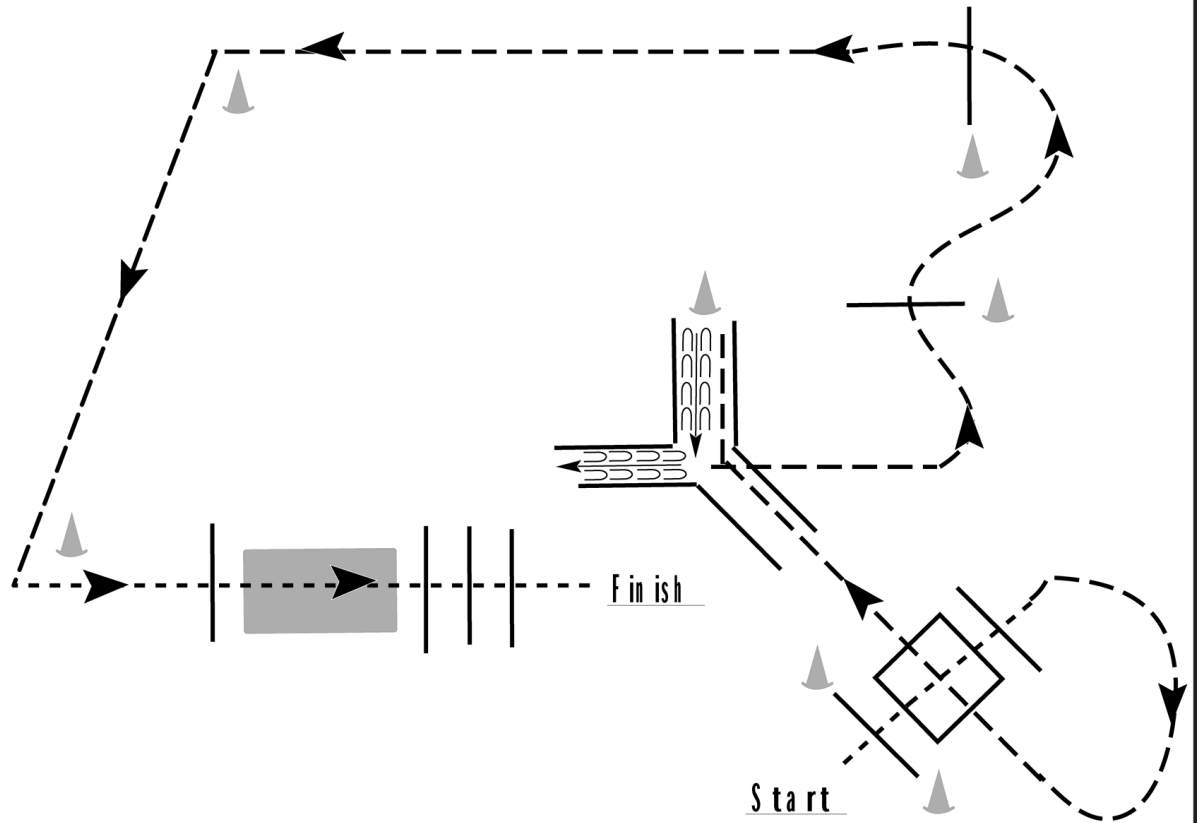
Pattern Provided by:

West district

4H West District Horse Show

45 Little Britches Trail

Show Date: 04-29-2023



1. Walk over poles and thru box.
2. Jog thru box and into chute.
3. Back the L.
4. Jog out of L and over poles.
5. Continue to jog around cones as shown.
6. Walk over poles and bridge to finish.

| | |
|--------------|-----------|
| Walk | ----- |
| Jog | - - - - - |
| Extended Jog | - - - - - |
| Lope | _____ |
| Leg Yield | |
| Lead Change | /// |
| Back | ←←←←← |
| Marker | (B) |
| Sidepass | ←-----→ |

[T/TWT-31]

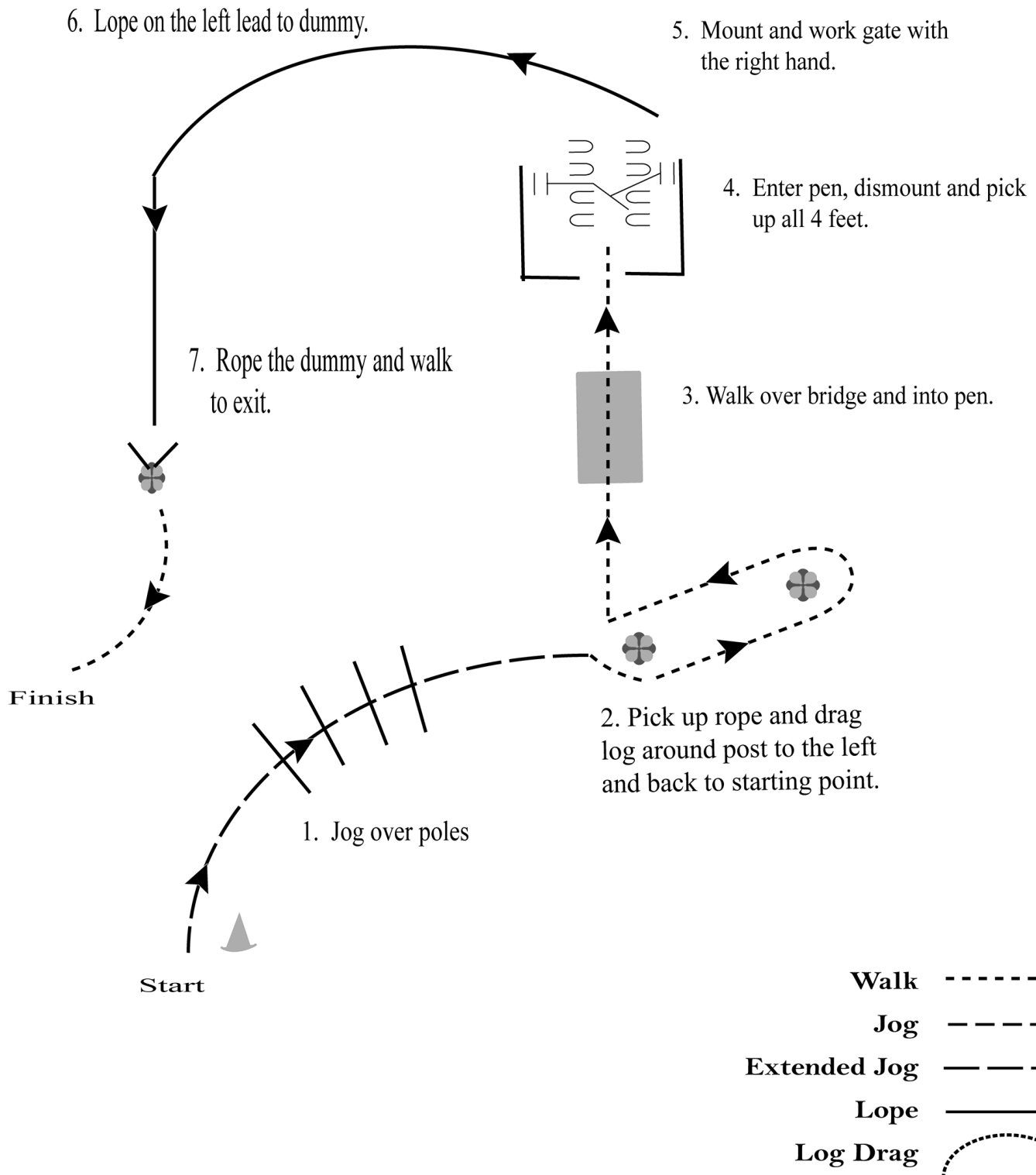
Pattern Provided by:

West district

4H West District Horse Show

46,47 Ranch Trail Jr,Sr

Show Date: 04-29-2023



[RT/6]

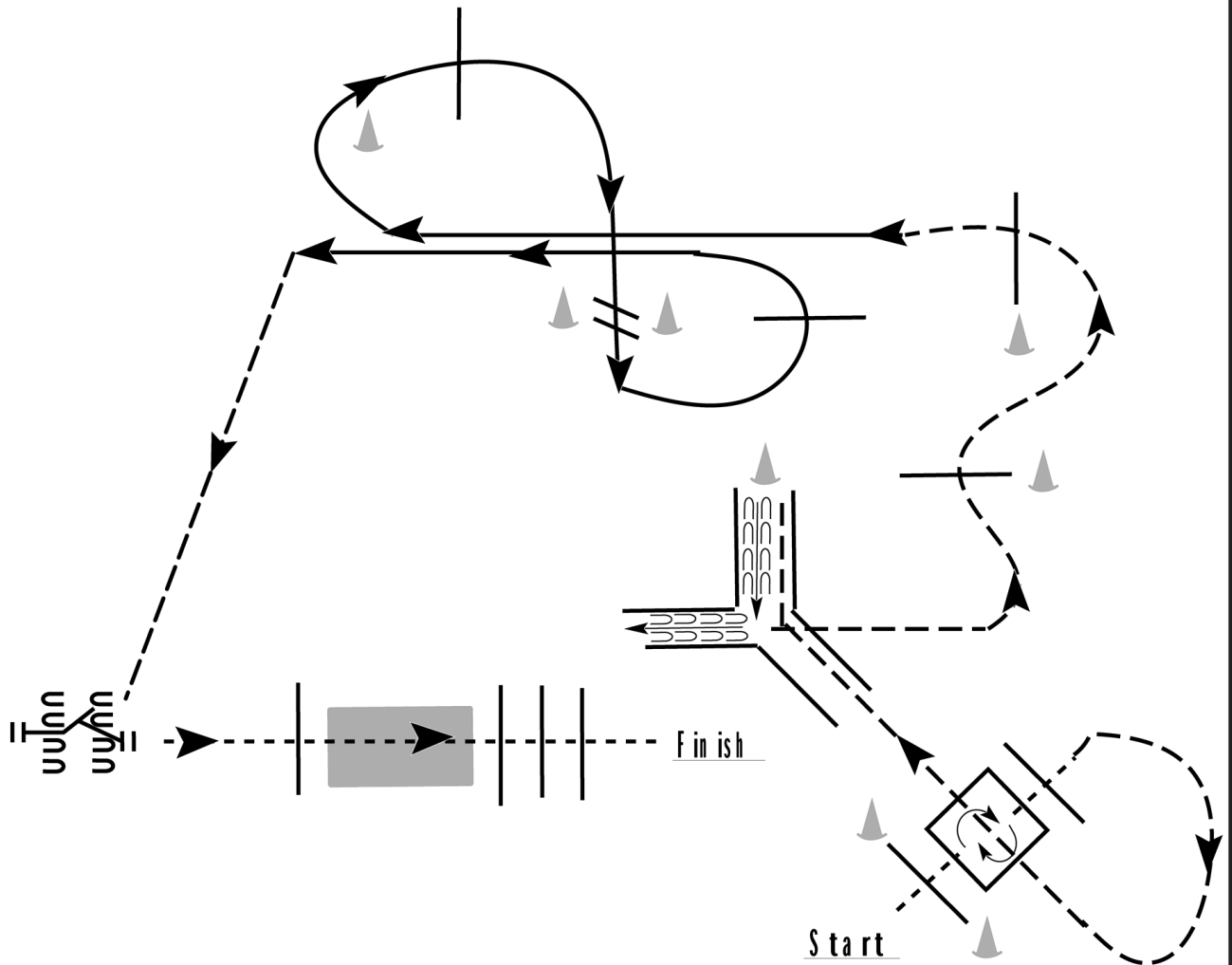
Pattern Provided by:

West district

4H West District Horse Show

48,49 Western Trail Jr,Sr

Show Date: 04-29-2023



1. Walk over pole, into box and turn 360 degrees to the right.
2. Walk out of box, jog thru box and into chute.
3. Back the L.
4. Jog out of L and over poles.
5. Lope on the right lead over pole as shown.
6. Perform a simple lead change between the cones and lope on the left lead over pole.
7. Jog to gate.
8. Work gate with left hand.
9. Walk over poles and bridge to finish.

| | |
|--------------|-------------|
| Walk | ----- |
| Jog | - - - - - |
| Extended Jog | - - - - - |
| Lope | ————— |
| Leg Yield | |
| Lead Change | — / — |
| Back | ← ← ← ← ← |
| Marker | ⓑ |
| Sidepass | ← — — — — → |

[T/1-31]

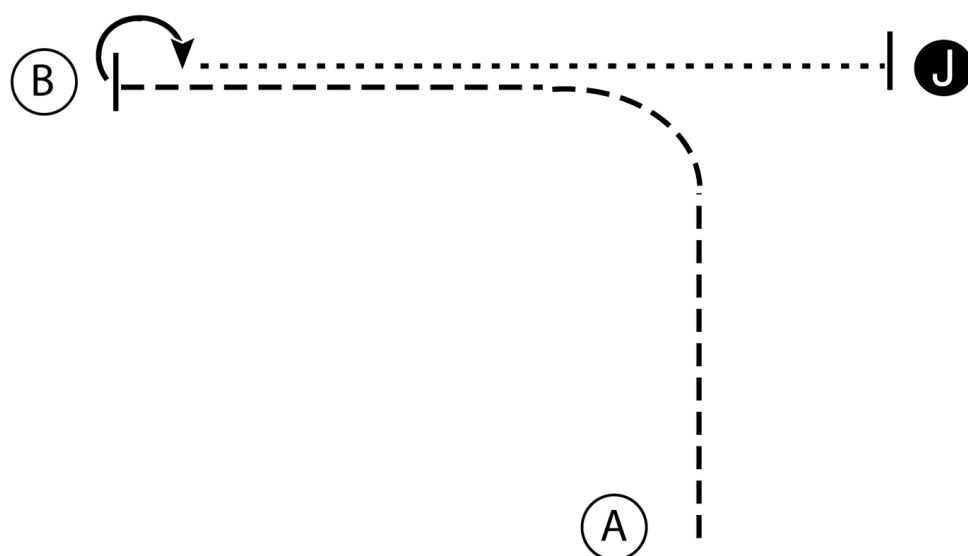
Pattern Provided by:

West district

4H West District Horse Show

51,52 Short, Long Stirrup Showmanship

Show Date: 04-29-2023



1. Trot from A to B.
2. Stop and perform a 180 degree turn.
3. Walk to Judge and set up for inspection.
4. When dismissed follow instructions of ring steward.

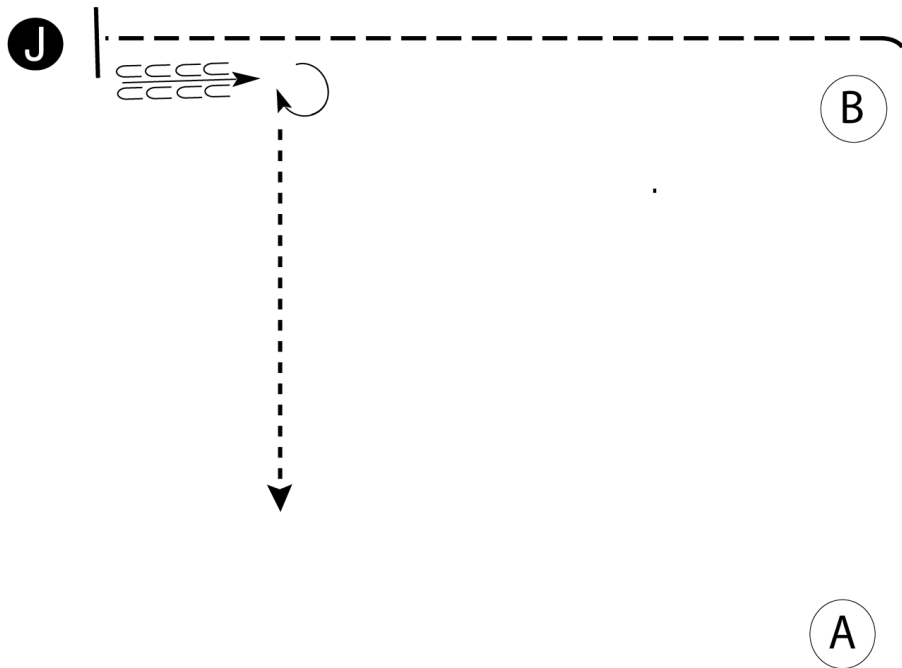
Walk
Trot - - - - -
Back ←
Marker (B)
Judge (J)

Pattern Provided by:
West district

4H West District Horse Show

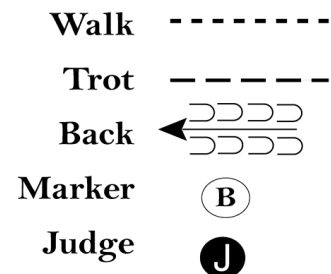
53,54 Hunter Pony Showmanship Jr,Sr

Show Date: 04-29-2023



Be ready at A.

1. Walk to B.
2. Trot around B and to judge.
3. Stop and set up for inspection.
4. When dismissed, back one horse length.
5. Turn 270 degrees and walk straight off.



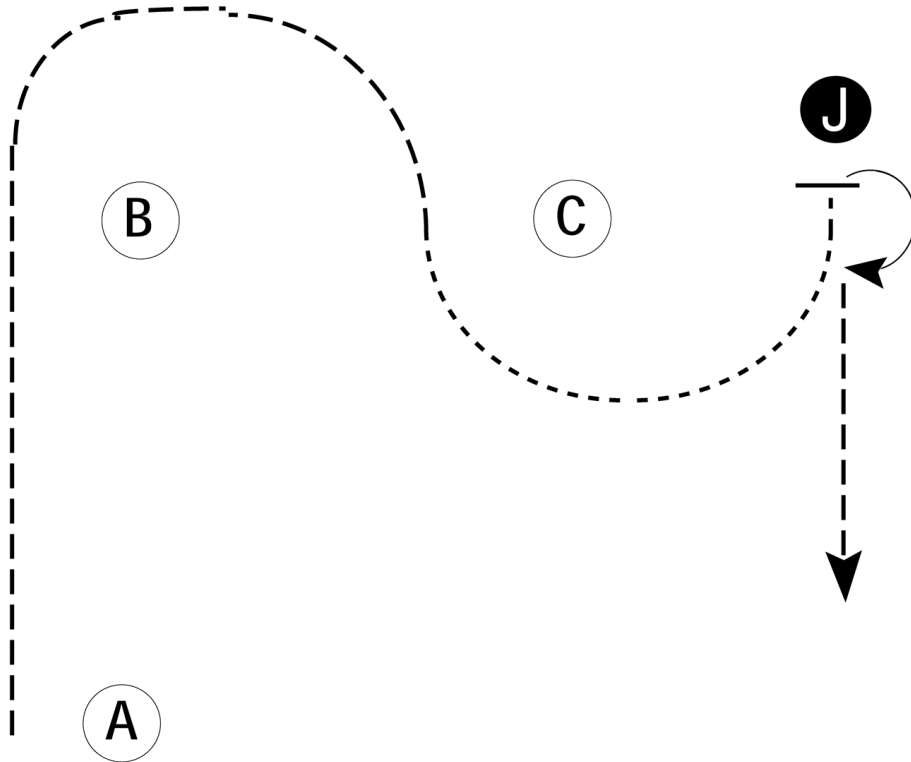
[S/1-23]

Pattern Provided by:
West district

4H West District Horse Show

55,56 Hunter Horse Showmanship Jr,Sr

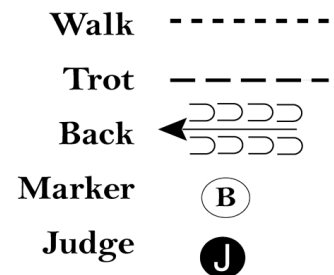
Show Date: 04-29-2023



Be ready at A.

1. Trot from A around B and to C.
2. Walk from C to the Judge.
3. Stop and set up for inspection.
4. When dismissed, perform a 180 degree turn.
5. Trot straight away from the Judge.

Follow the instructions of your ring steward.



[S/1-35]

Pattern Provided by:
West district

4H West District Horse Show

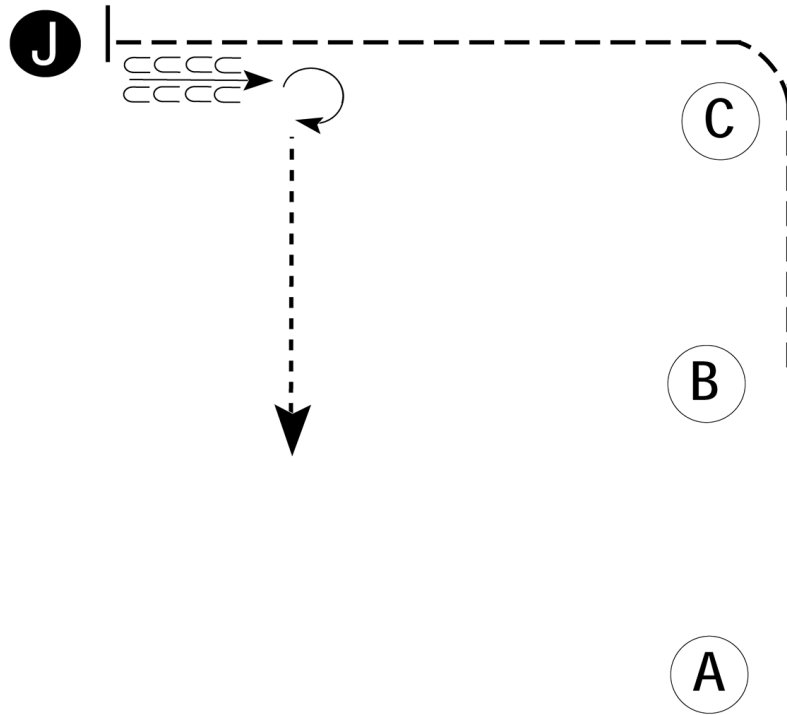
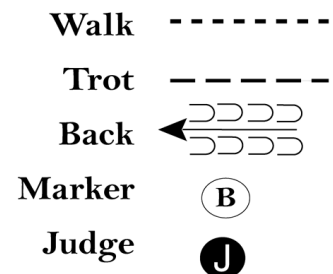
57 Stock Type Hunter Showmanship

Show Date: 04-29-2023

Be ready at A.

1. Walk to B.
2. Trot to and around C to judge.
3. Stop and set up for inspection.
4. When dismissed back approximately one horse length.
5. Perform a 270 degree turn and walk straight away.

Follow the instructions of your ring steward.

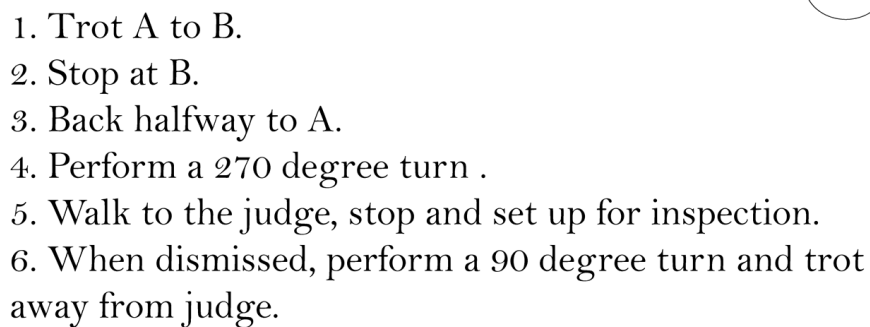


[S/1-39]

Pattern Provided by:
West district


www.HorseShowPatterns.com

www.HorseShowPatterns.com



Walk - - - - -

Trot - - - - -

Back ← 

Marker (B)

Judge (J)

Pattern Provided by:
West district