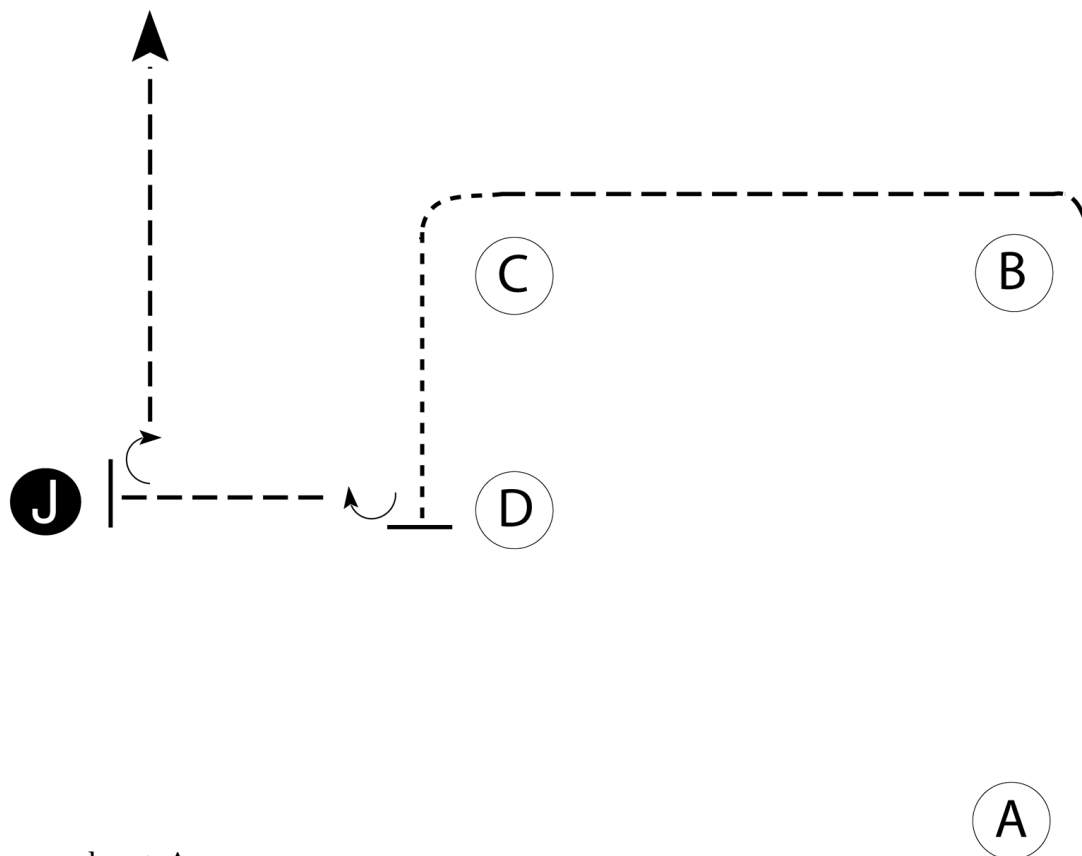


NC 4H West District Horse Show

Class 1,2 Non-Trotting Showmanship Jr,Sr

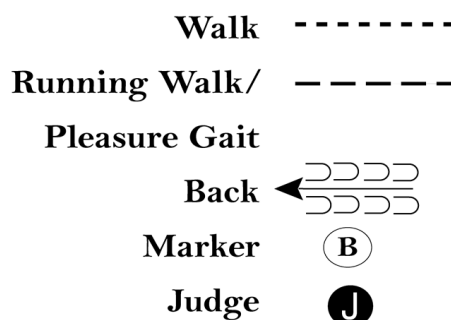
Show Date: 04-30-2022



Be ready at A.

1. Running walk or pleasure gait around B and to C.
2. At C, flat or show walk around C to D.
3. Stop at D and turn 90 degrees to the right.
4. Flat or show walk to Judge.
5. Stop and set up for inspection.
6. When dismissed, turn 90 degrees and perform a running walk or pleasure gait away from Judge.

Follow the instructions of your ring steward.



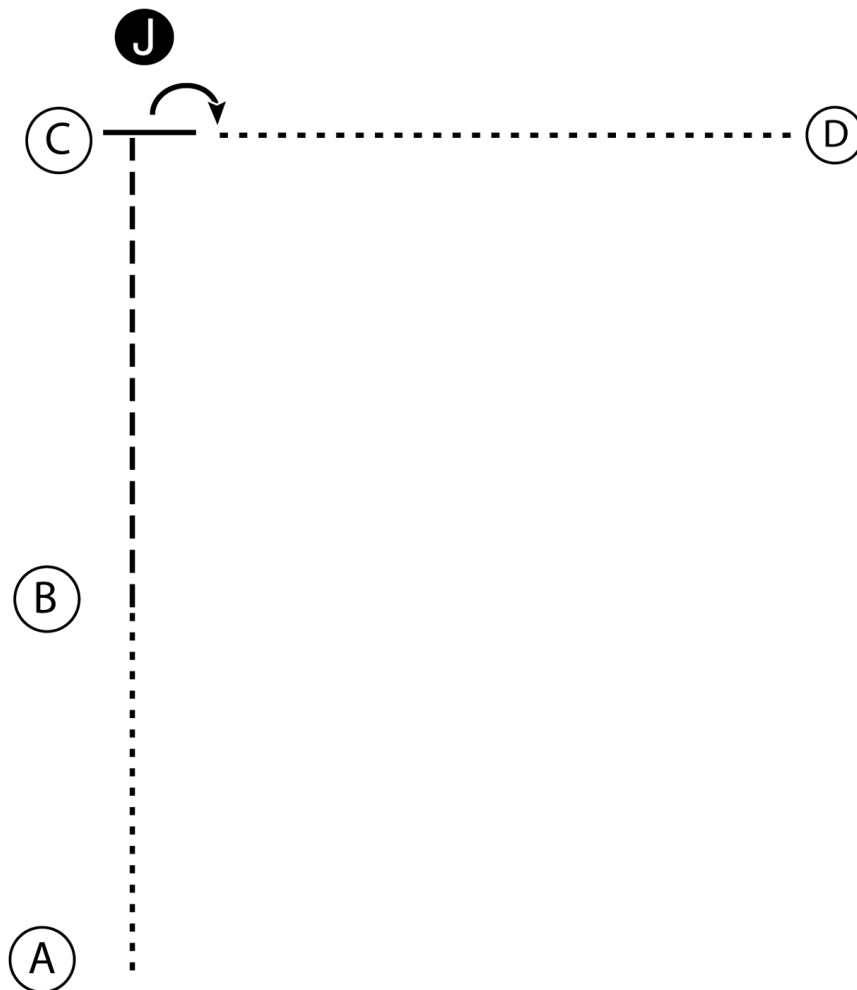
[NT/S-6]

Pattern Provided by:
West District


NC 4H West District Horse Show

Class 3 Little Britches Showmanship

Show Date: 04-30-2022



1. Walk from A to B.
2. Trot from B to C.
3. Stop at C and set up for inspection.
4. When dismissed perform a 90 degree turn.
5. Walk to D.

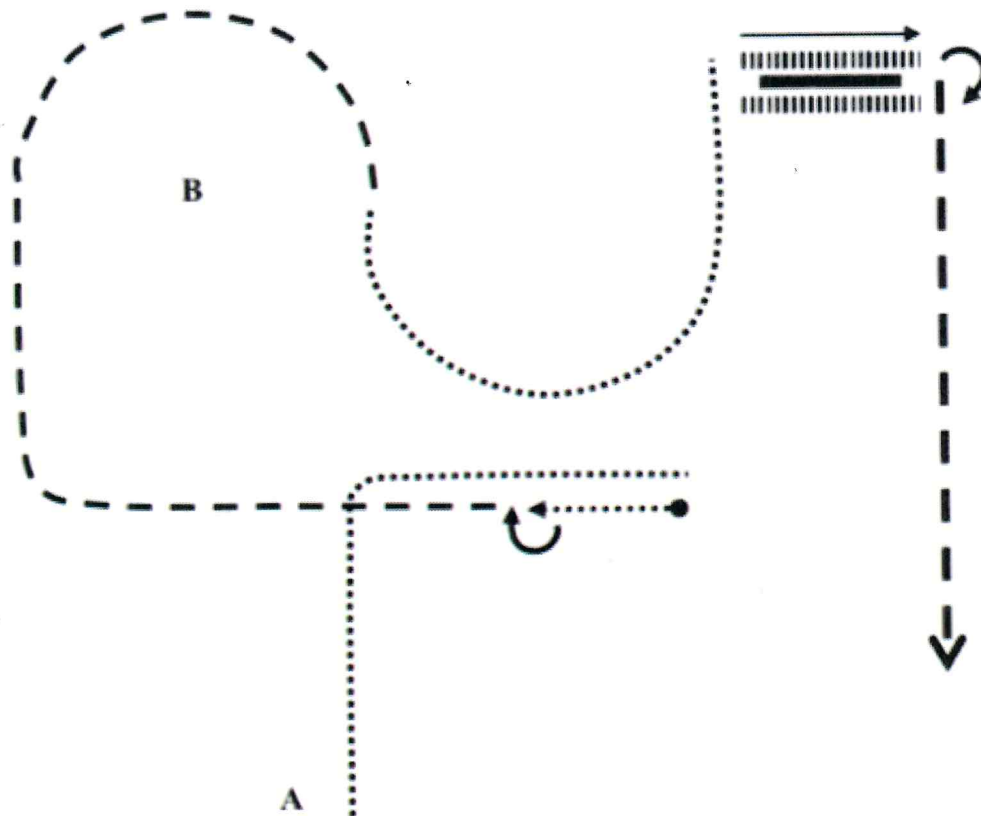
Walk
Trot - - - - -
Back ← 
Marker (B)
Judge (J)

[S/1-4]

Pattern Provided by:

West District

NC 4-H West District Horse Show
Class 7, 8 Ranch Ground Handling Jr, Sr
 Show Date: 04-30-2022



Be ready and waiting at A, exhibitors should be standing at a distance from their horse at the end of their lead.

1. When acknowledged by the judge gather your lead and walk forward and to the right.
2. Stop and move to the right side (off side), from the right side of your horse back a horse length.
3. While still on the right side demonstrate a 180-degree turn on the forehand, pushing the hips away from you, and return to the left side.
4. Trot to and around B
5. Break to walk, walk to pole
6. Stop and side pass right, over pole
7. Turn 180-degrees on the haunches from the left side
8. Extended trot to exit on loose lead

The pattern drawing is only a general description, exhibitors should utilize the arena space to best show their horses.

Walk

Trot _ _ _ _ _

Back ◀.....▶

Side Pass ~~~~~

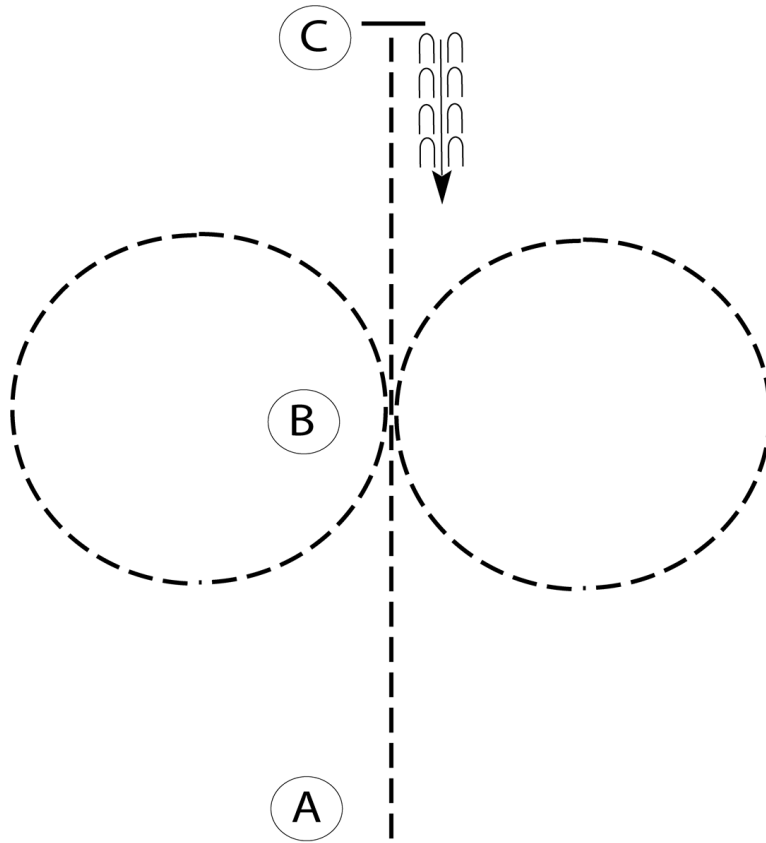
Exhibitors will perform their pattern to the green 4-H cones

This is not a Showmanship class. Exhibitors may be reminded that they may switch hands on their lead. They may also use their lead to help guide and encourage their horses as necessary.

NC 4H West District Horse Show

Class 18,19 Non-trotting Equitation Jr,Sr

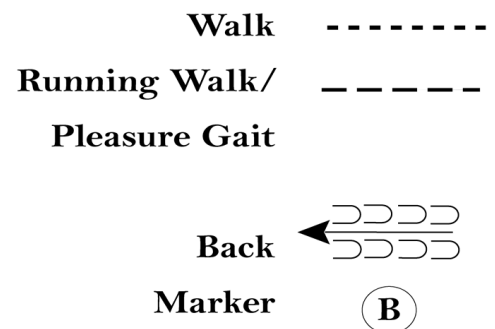
Show Date: 04-30-2022



Be ready at A.

1. Running walk or pleasure gait from A to B.
2. At B, perform a figure eight, beginning to the right.
3. Continue the running walk or pleasure gait from B to C.
4. At C, stop and back 4 steps.

Follow the instructions of your ring steward.



[NT/H-E-1]

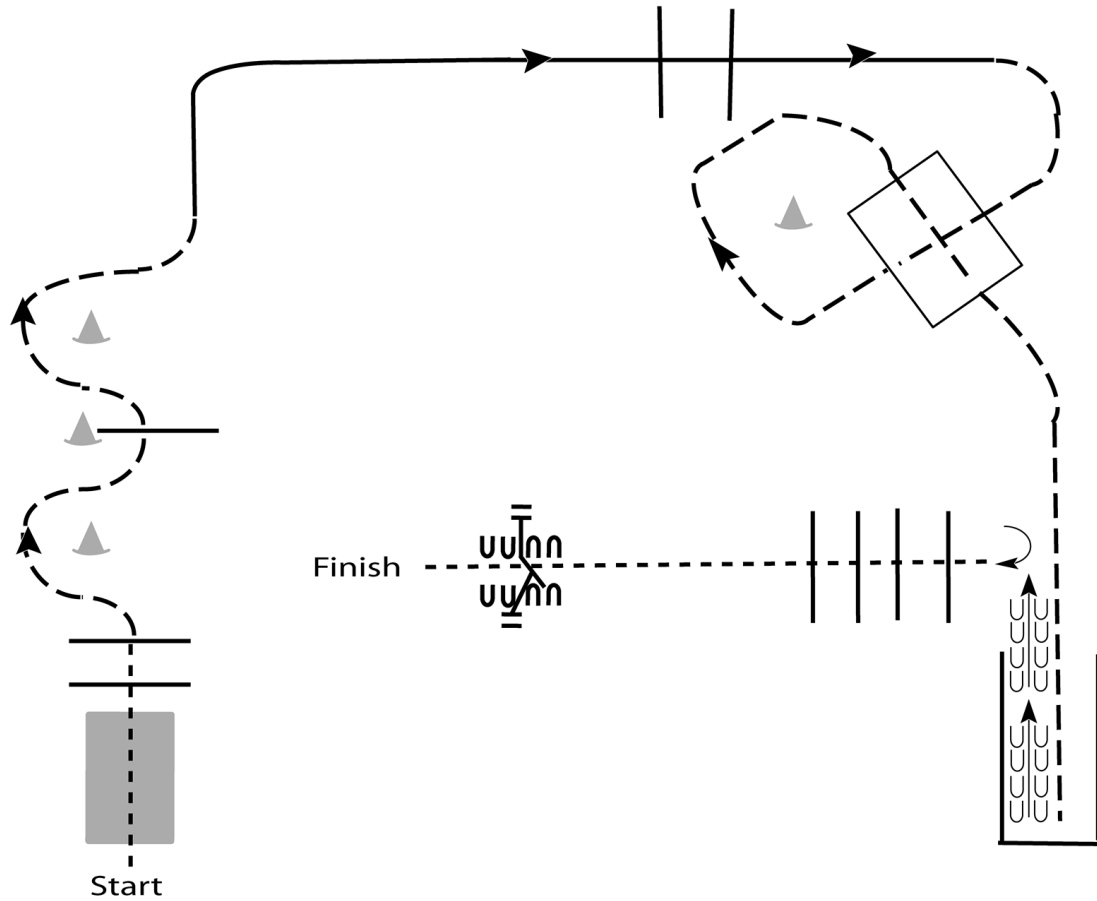
Pattern Provided by:

West District

NC 4H West District Horse Show

il is Walk only with walk through gate, Cloverbud Trail is Walk/Trot on

Show Date: 04-30-2022



Be ready at start.

1. Walk over bridge and over poles.
2. Jog through serpentine and over pole.
3. Lope on the right lead over poles.
4. Jog through box and into chute.
5. Back out of chute.
6. Turn 90 degrees and walk over elevated poles.
7. Work gate with left hand.

Walk	-----
Jog	- - - - -
Extended Jog	- - - - -
Lope	=====
Leg Yield	
Lead Change	///
Back	←←←←←
Marker	ⓑ
Sidepass	←-----→

[T/1-6]

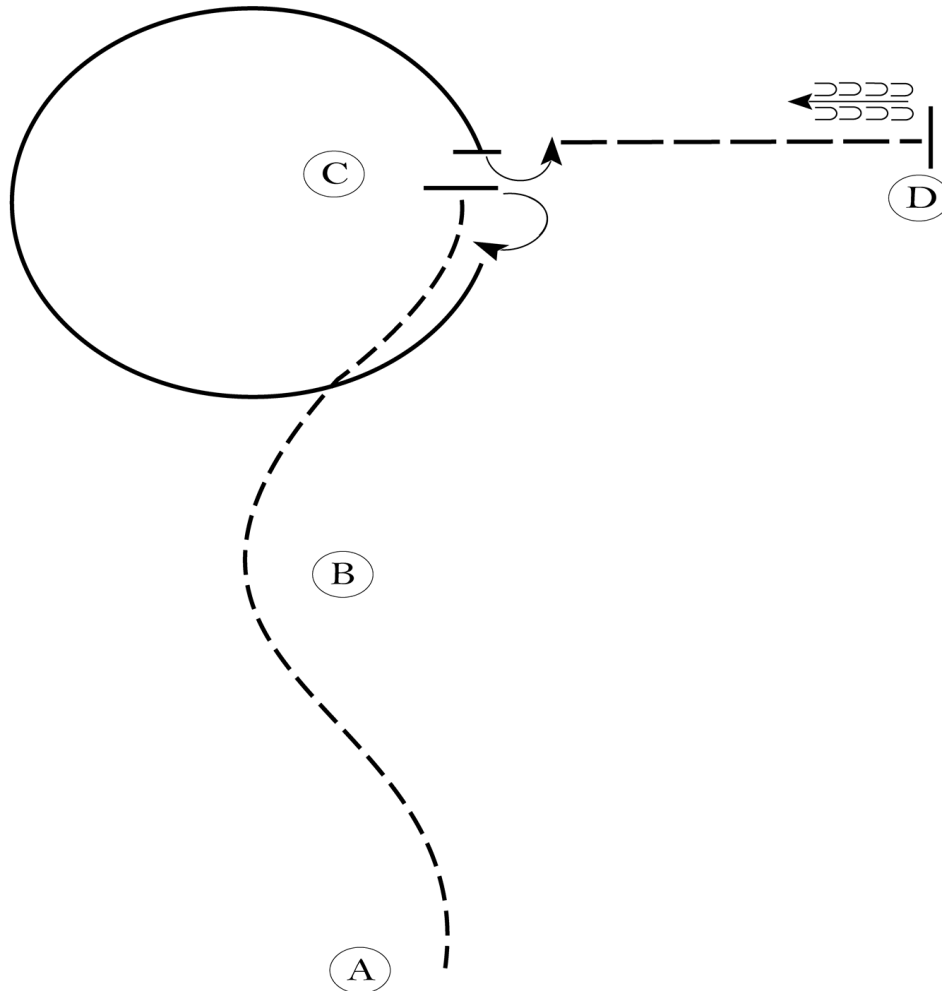
Pattern Provided by:

West District

NC 4H West District Horse Show

Class 26,27,28,29 Western Horsemanship Little Britches,ponies,Jr,Sr

Show Date: 04-30-2022



1. Jog A to C.
2. Stop at C and perform a 180 degree turn to the right
3. Lope a circle around C on the right lead.
4. Stop at C and perform a 90 degree turn to the left.
5. Extended jog to D.
6. Stop at D and back approximately one horse length.

Follow the instructions of your ring steward.

Walk	-----
Jog	-----
Extended Jog	-----
Lope	-----
Lead Change	
Back	
Marker	(B)

[WH/1-1]

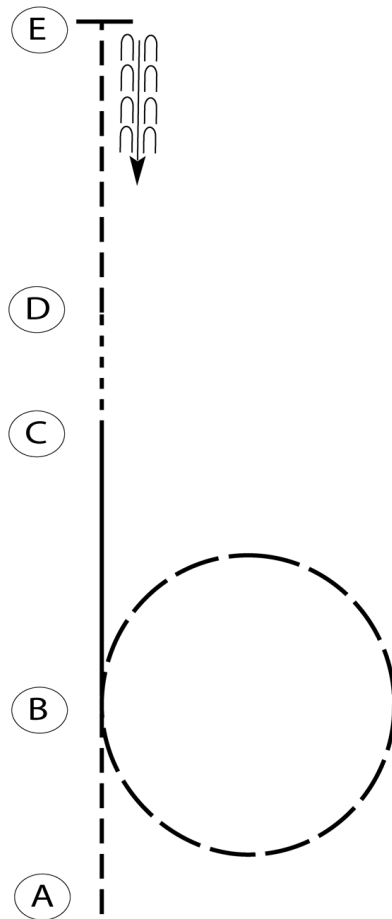
Pattern Provided by:

West District

NC 4H West District Horse Show

Class 37,38 Ranch Horsemanship Jr,Sr

Show Date: 04-30-2022



Be ready at A.

1. Jog from A to B.
2. Extend the jog at B and circle to the right at an extended jog.
3. Lope on the left lead from B to C.
4. Walk from C to D.
5. Jog from D to E.
6. Stop at E and back one horse length.

Retire to the rail or line up at a jog.

Walk	-----
Jog	- - - - -
Extended Jog	- - - - -
Lope	=====
Leg Yield	
Lead Change	↗ ↘
Back	← ← ← ← ←
Marker	ⓑ
Sidepass	← ← ← ← ←

[WH/1-22]

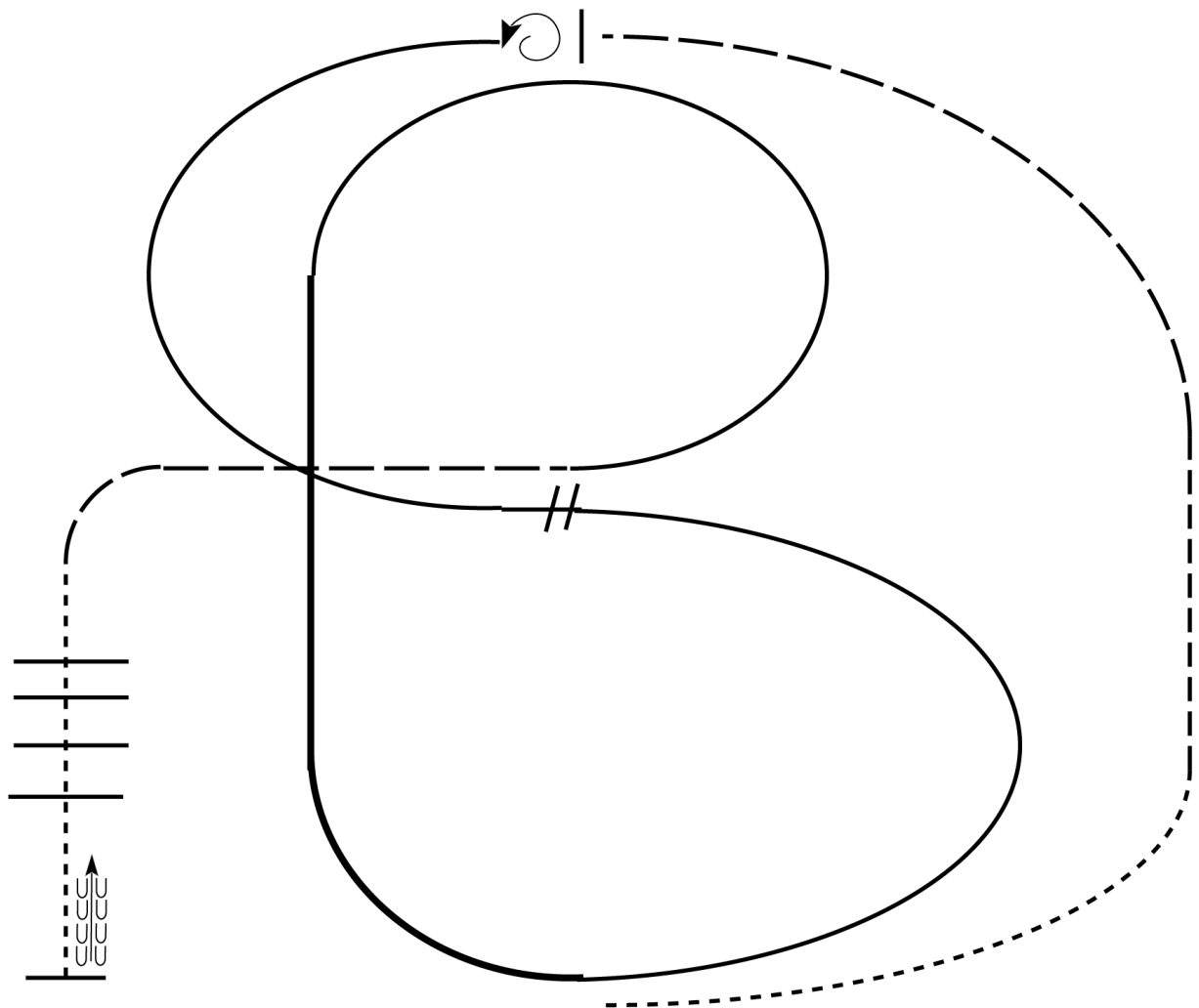
Pattern Provided by:

West District

NC 4H West District Horse Show

Class 39,40 Ranch Riding Jr,Sr

Show Date: 04-30-2022



1. Walk
2. Trot
3. Extend the trot, at the top of the arena, stop
4. 360 degree turn to the left
5. Left lead 1/2 circle, lope to the center
6. Change leads (simple or flying)
7. Right lead 1/2 circle
8. Extended lope up the long side of arena (right lead)
9. Collect back to a lope around the top of the arena and back to center
10. Break down to an extended trot
11. Walk over poles.
12. Stop and back

Walk	-----
Jog	- - - - -
Extended Jog	— — — —
Lope	
Lead Change	
Back	
Marker	(B)

[RR/1]

Pattern Provided by:

West District

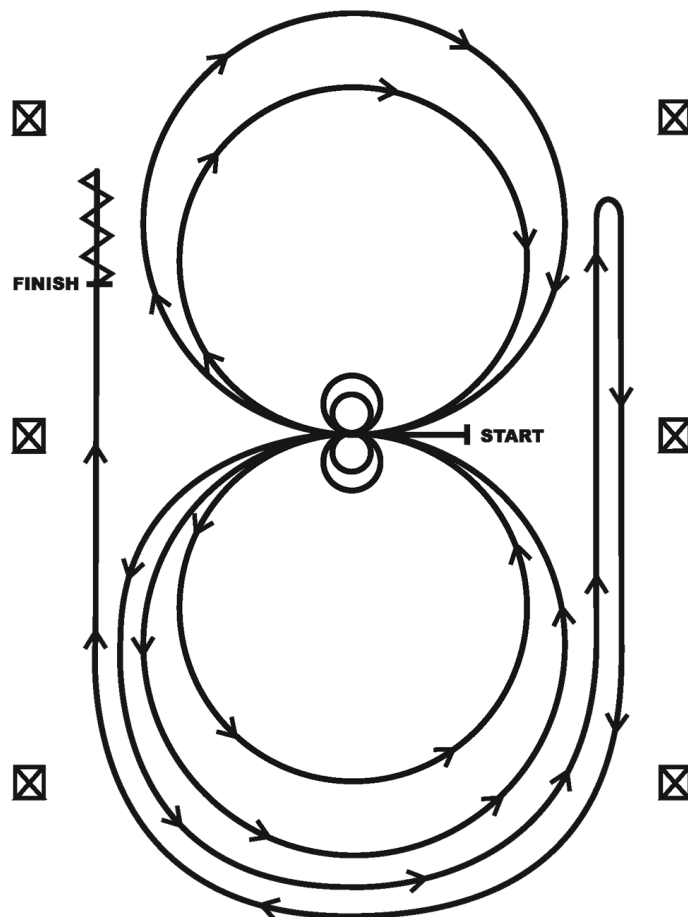
NC 4H West District Horse Show

Class 41 Ranch Reining Jr,Sr,pony

Show Date: 04-30-2022

REINING PATTERN A

Approved only for Level I Youth & Amateur, Youth I3 & Under



Horses may walk or jog to the center of the arena. Horses must walk or stop prior to starting the pattern. Beginning at the center of the arena facing the left wall or fence.

1. Beginning on the left lead, complete two circles to the left. Stop at the center of the arena. Hesitate.
2. Complete two spins to the left. Hesitate.
3. Beginning on the right lead complete two circles to the right. Stop at the center of the arena. Hesitate.
4. Complete two spins to the right. Hesitate.
5. Beginning on the left lead, go around the end of the arena, run down the right side of the arena past center marker, stop and roll back right.
6. Continue around the end of the arena to run down the left side of the arena past the center marker. Stop. Back up. Hesitate to demonstrate completion of the pattern. See the Judges' Guide for a summary of other allowances made in the Handbook.

[R/AQHAP-A]

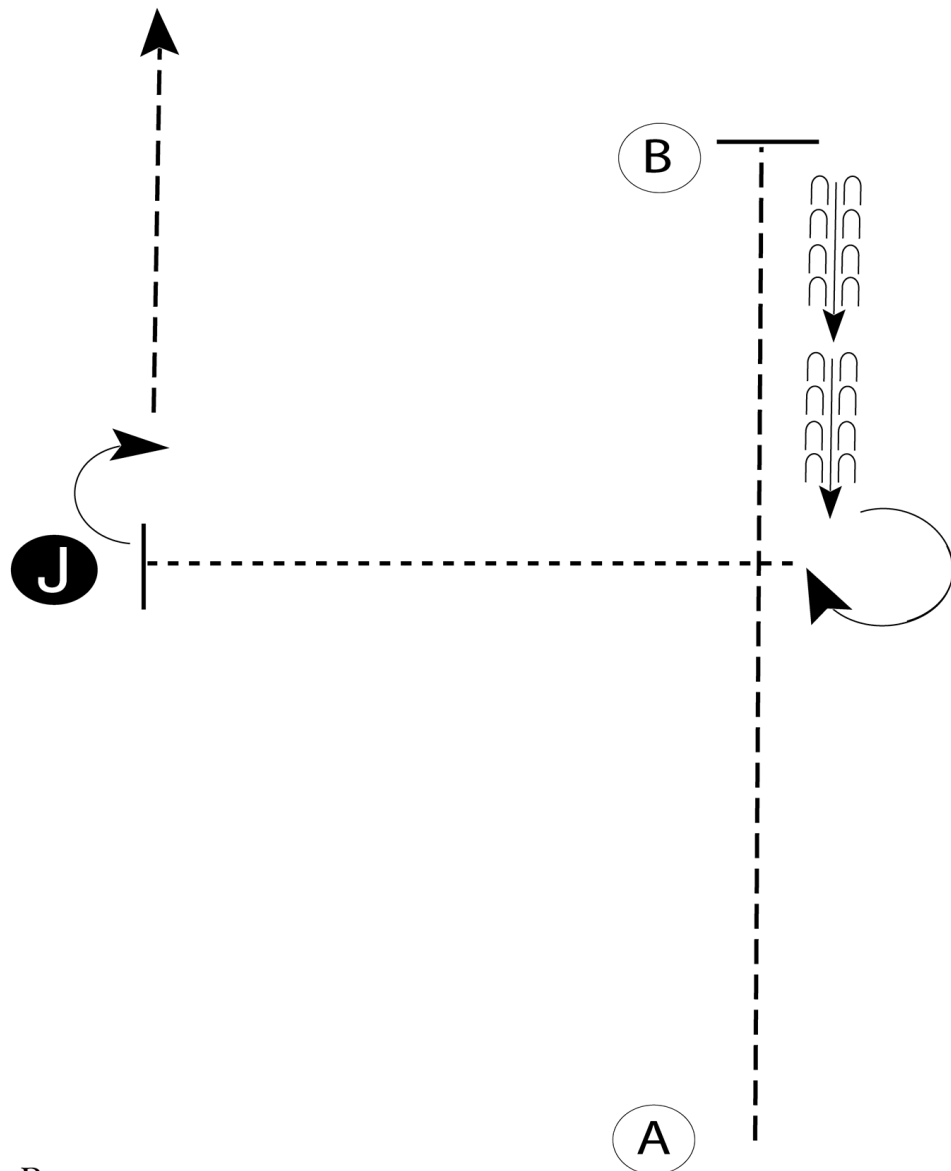
Pattern Provided by:

West District

NC 4H West District Horse Show

42,43 Cloverbud Showmanship, Adaptive rider Showmanship

Show Date: 04-30-2022



1. Trot A to B.
2. Stop at B.
3. Back halfway to A.
4. Perform a 270 degree turn .
5. Walk to the judge, stop and set up for inspection.
6. When dismissed, perform a 90 degree turn and trot away from judge.

Walk -----
Trot -----
Back ←-----
Marker (B)
Judge (J)

Follow the instructions of your ring steward.

[SWT-1]

Pattern Provided by:
West District

NC 4H West District Horse Show

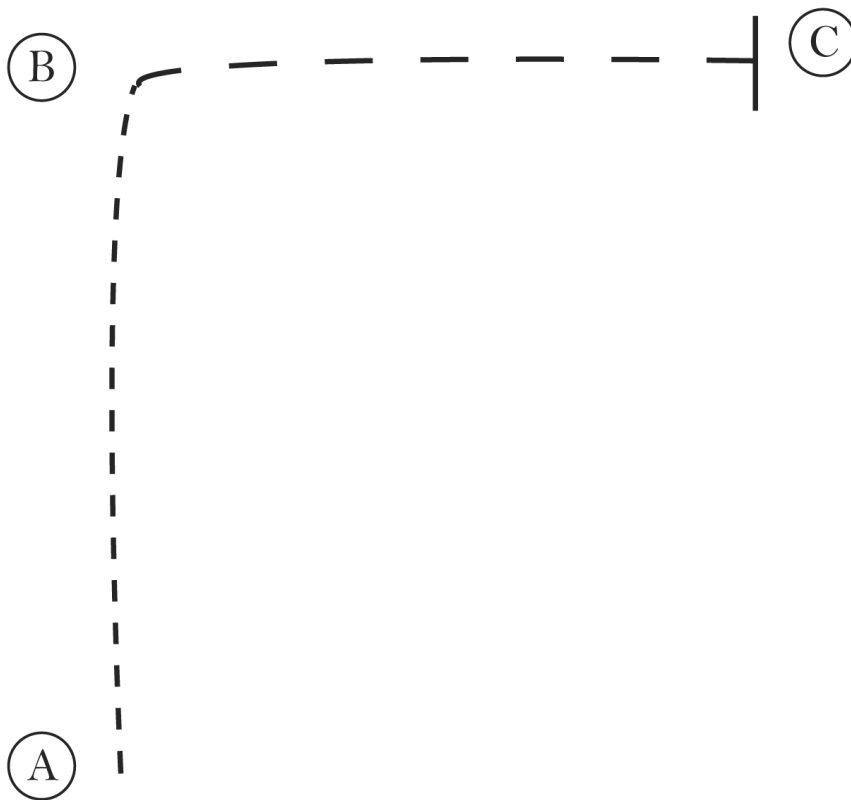
Class 45,47 Walk/Trot Equitation, Cloverbud Equitation

Show Date: 04-30-2022

www.HorseShowPatterns.com

www.HorseShowPatterns.com

1. Jog A to B
2. At B extend the jog to C
3. Stop at C



Walk
Jog	-----
Extended Jog	- - - - -
Lope	—————
Leg Yield	
Lead Change	↗ ↘
Back	←←←←←
Marker	(B)
Sidepass	→←→←→←

[WH/WT-1]

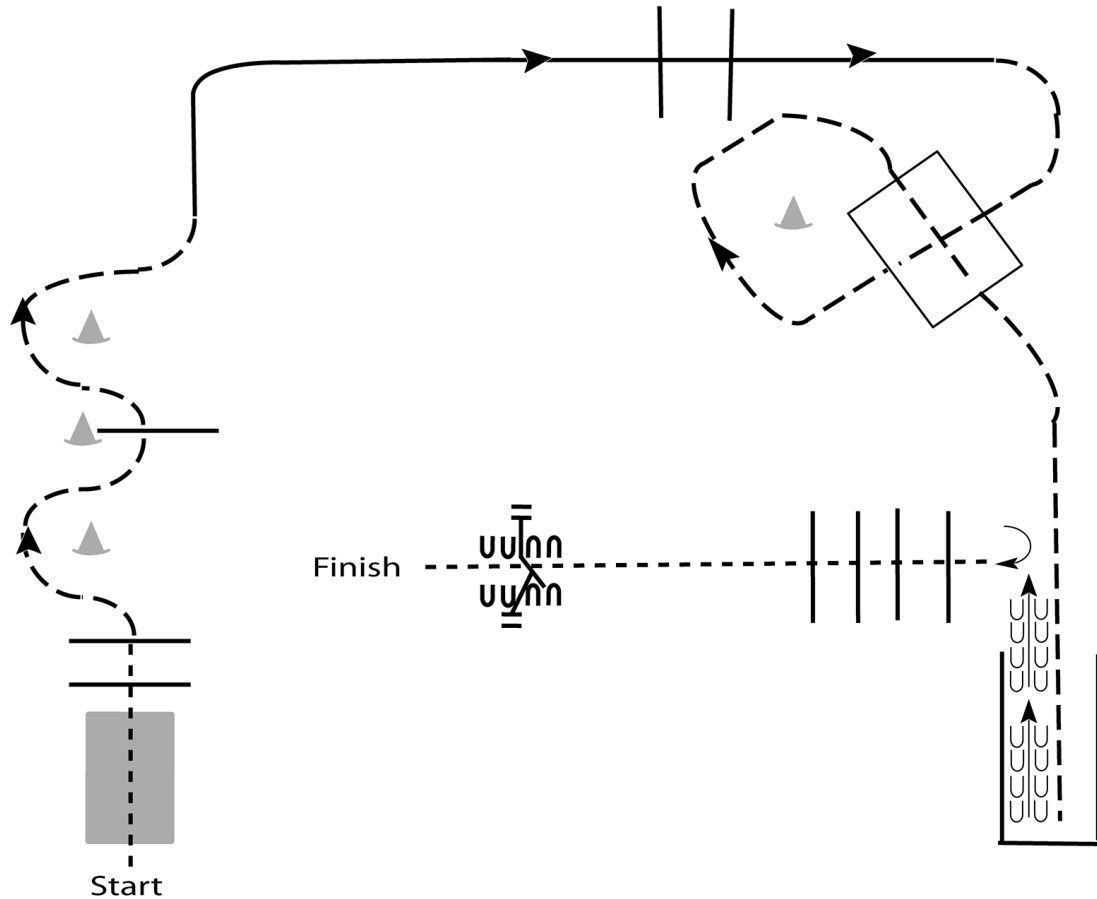
Pattern Provided by:

West District

NC 4H West District Horse Show

Class 50,53,54 Western Trail Jr,Sr,Little Britches

Show Date: 04-30-2022



Be ready at start.

1. Walk over bridge and over poles.
2. Jog through serpentine and over pole.
3. Lope on the right lead over poles.
4. Jog through box and into chute.
5. Back out of chute.
6. Turn 90 degrees and walk over elevated poles.
7. Work gate with left hand.

Walk	-----
Jog	- - - - -
Extended Jog	- - - - -
Lope	=====
Leg Yield	
Lead Change	///
Back	←←←←←
Marker	ⓑ
Sidepass	←-----→

[T/1-6]

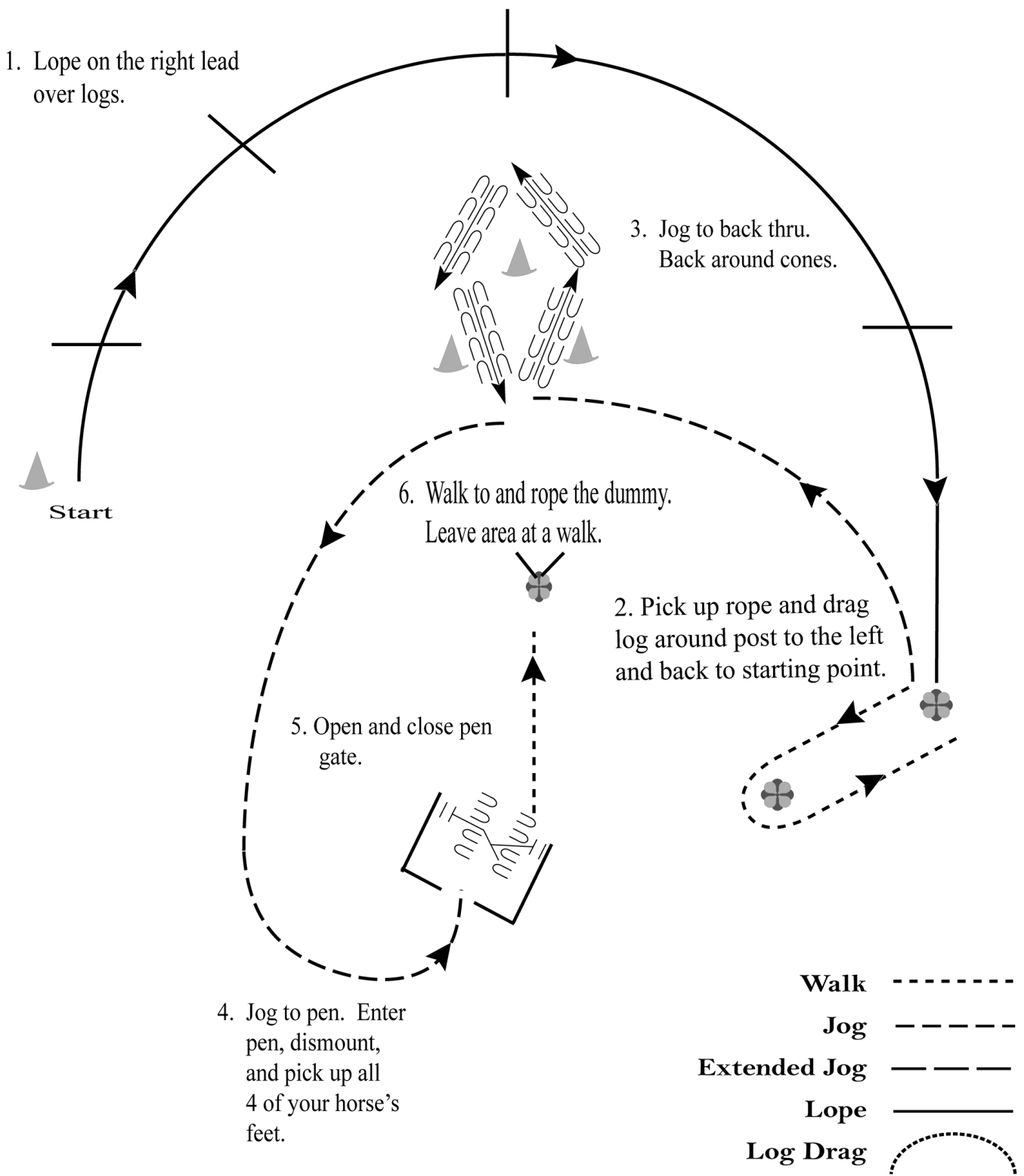
Pattern Provided by:

West District

NC 4H West District Horse Show

Class 51,52 Ranch Trail Jr,Sr

Show Date: 04-30-2022



[RT/1]

Pattern Provided by:

West District