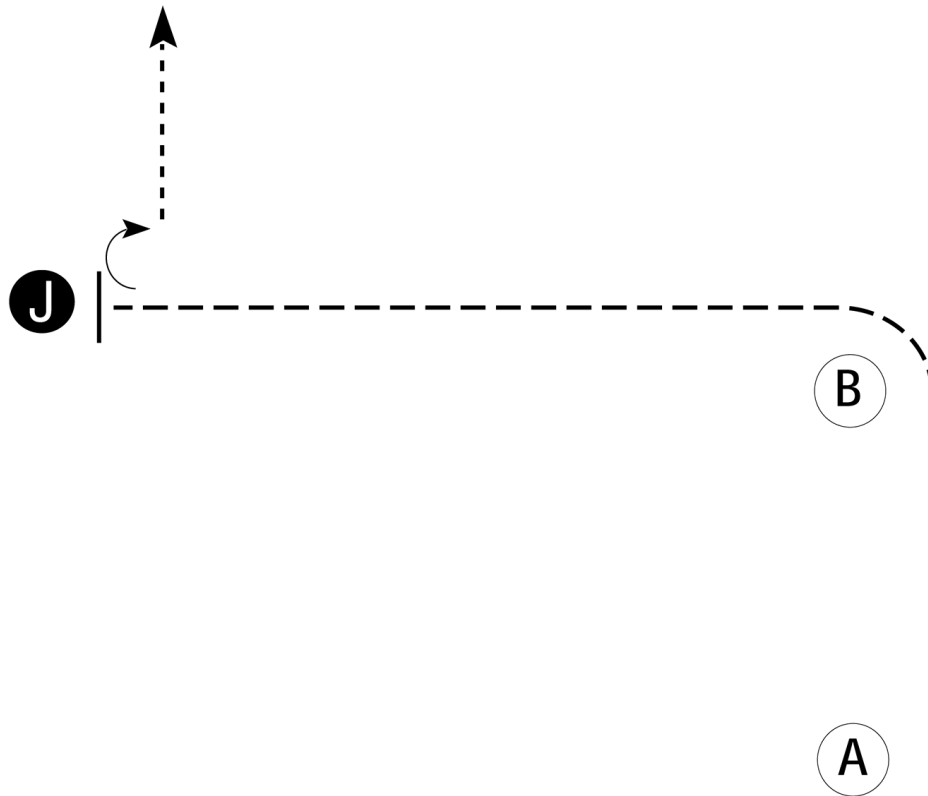


# NC West District 4H Horse Show

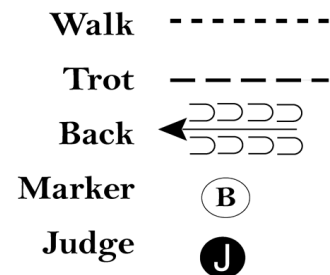
## 1 Rookie W/T Hunter Showmanship

Show Date: 05-01-21



Be ready at A.

1. Walk from A to B.
2. At B, trot to judge.
3. Stop and set up for inspection.
4. When dismissed, turn 90 degrees and walk away from judge.
5. Follow the instructions of your ring steward.



[S/WT-11]

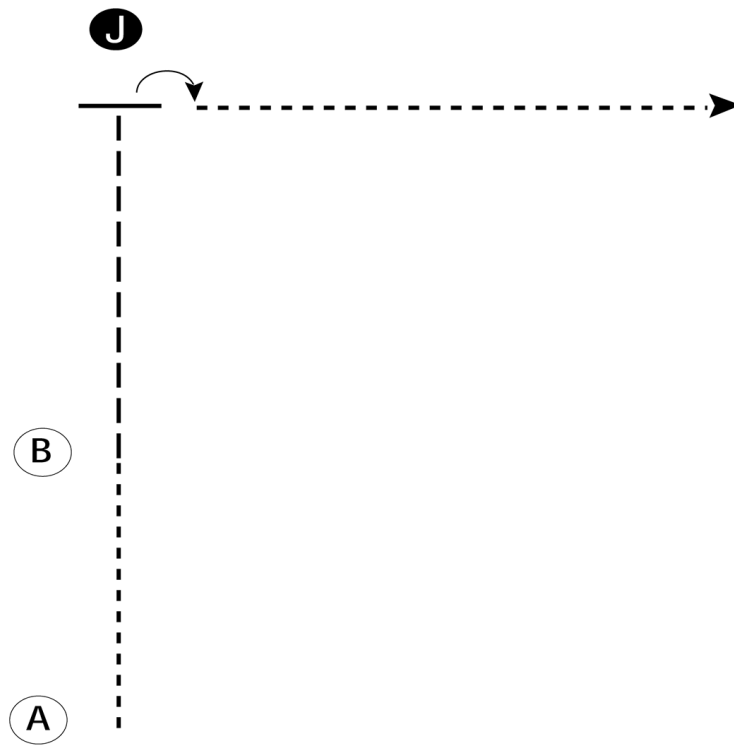
Pattern Provided by:

*West District*

# NC West District 4H Horse Show

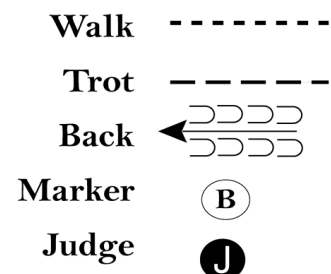
## 2,3 Short Stirrup & Long Stirrup Showmanship

Show Date: 05-01-21



Be ready at A.

1. Walk from A to B.
2. Trot from B to the judge.
3. Stop and set up for inspection.
4. When dismissed, turn 90 degrees.
5. Walk away from judge and follow the instructions of your ring steward.



[S/WT-9]

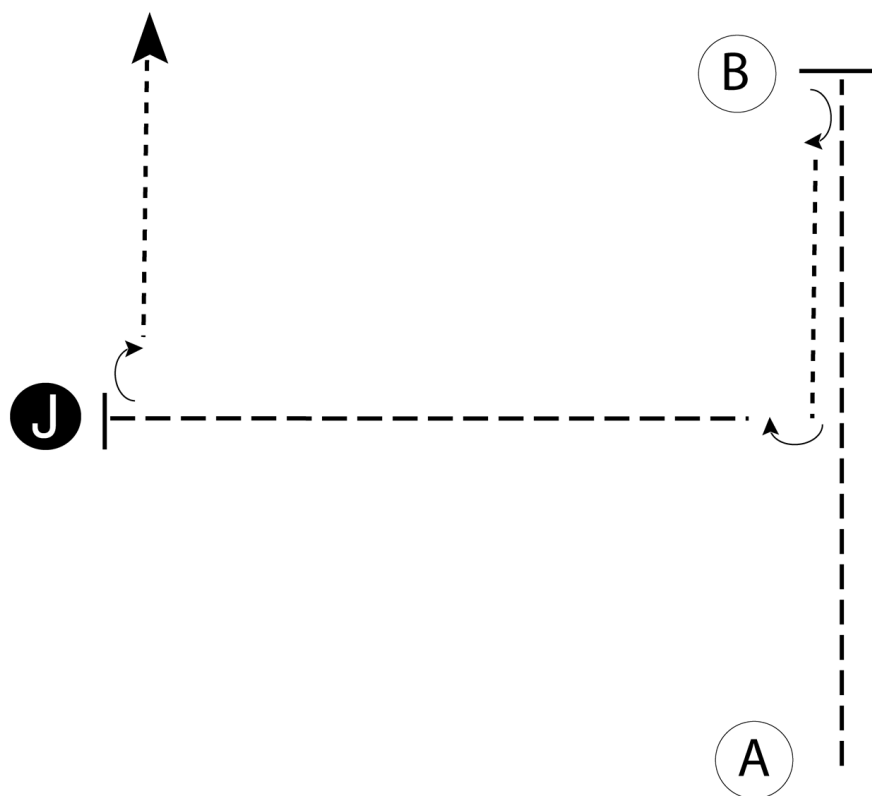
Pattern Provided by:

*West District*

# NC West District 4H Horse Show

## 4,5,6 Non-Trotting Showmanship

Show Date: 05-01-21



Be ready at A.

1. Running walk or pleasure gait to B.
2. Stop at B.
3. Perform a 180 degree turn.
4. Flat or show walk until even with judge. Perform a 90 degree turn.
5. Running walk or pleasure gait to judge.
6. Stop and set up for inspection.
7. When dismissed, perform a 90 degree turn.
8. Flat or show walk straight away from judge.

Walk	-----
Running Walk/ Pleasure Gait	- - - - -
Back	←
Marker	(B)
Judge	(J)

[NT/S-3]

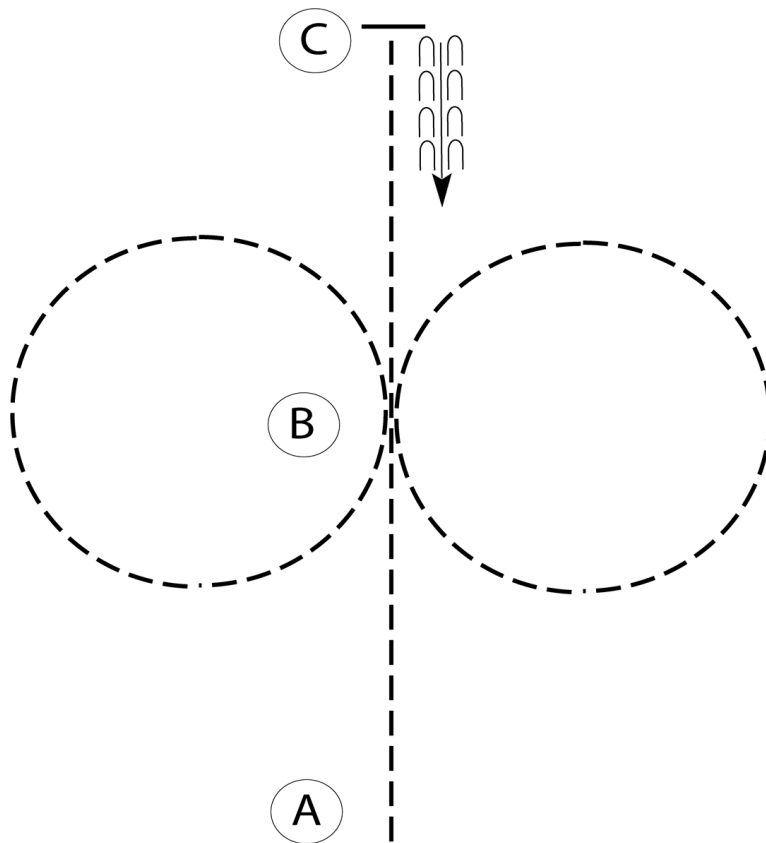
Pattern Provided by:

*West District*

# NC West District 4H Horse Show

## 9,10 Non-Troting Equitation

Show Date: 05-01-21



Be ready at A.

1. Running walk or pleasure gait from A to B.
2. At B, perform a figure eight, beginning to the right.
3. Continue the running walk or pleasure gait from B to C.
4. At C, stop and back 4 steps.

Follow the instructions of your ring steward.

Walk .....  
Running Walk/  
Pleasure Gait - - - - -  
Back ←  
Marker (B)

[NT/H-E-1]

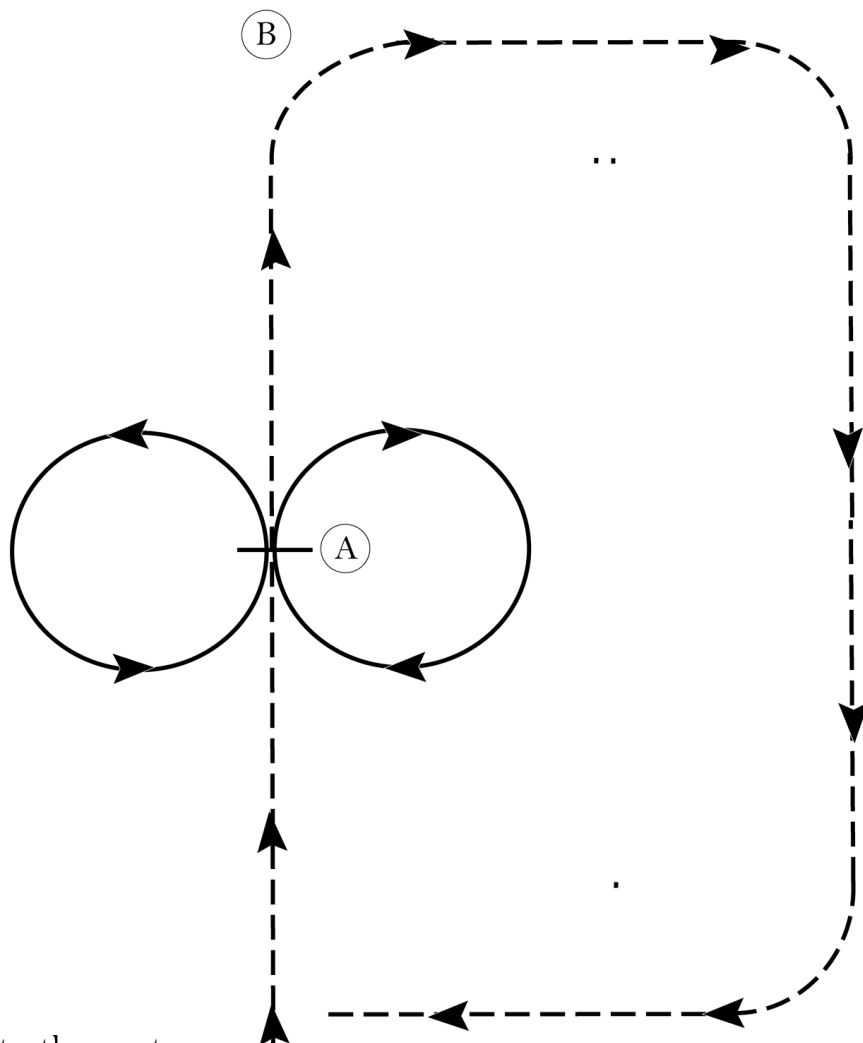
Pattern Provided by:

*West District*

# NC West District 4H Horse Show

## 11 Saddle Seat Equitation

Show Date: 05-01-21



Enter the arena at the trot.

1. Trot down the center line to the center point of the arena (A). Stop briefly.
2. Canter a figure eight - the first circle clockwise and the second circle counter clockwise. Stop briefly.
3. Trot down the center line to the midpoint of the far end of the arena (B).
4. Make a right turn and proceed around the curve, down the straightaway, around the next curve and exit.

The workout has been completed - Thank You.

Walk	-----
Trot	- - - - -
Extended Trot	=====
Canter	—————
Lead Change	
Back	
Reference Point	(B)

[SSE/7]

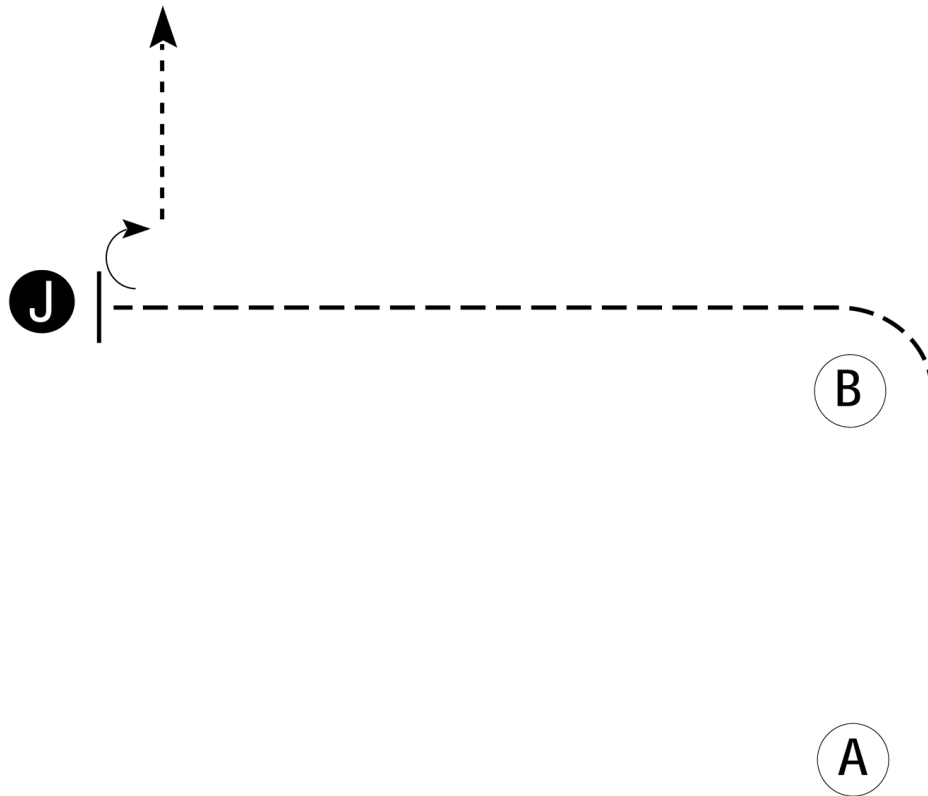
Pattern Provided by:

*West District*

# NC West District 4H Horse Show

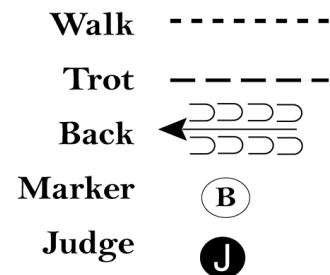
## 22 Cloverbud Showmanship

Show Date: 05-01-21



Be ready at A.

1. Walk from A to B.
2. At B, trot to judge.
3. Stop and set up for inspection.
4. When dismissed, turn 90 degrees and walk away from judge.
5. Follow the instructions of your ring steward.



[S/WT-11]

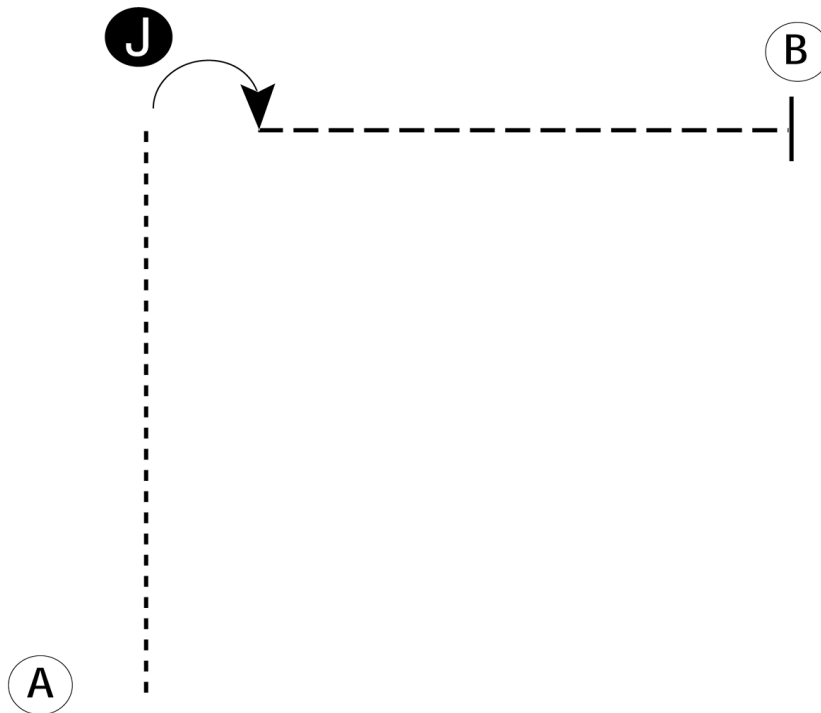
Pattern Provided by:

*West District*

# NC West District 4H Horse Show

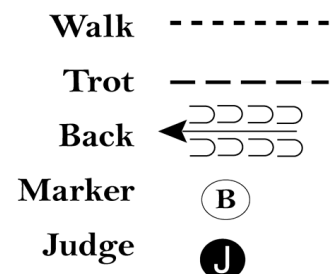
## 23 Adaptive Showmanship

Show Date: 05-01-21



Be ready at A.

1. Walk from A to Judge.
2. Stop and set up for inspection.
3. When dismissed, perform a 90 degree turn.
4. Trot away from judge to B.
5. Stop at B.
6. Follow the instructions of your ring steward.



[S/WT-7]

Pattern Provided by:

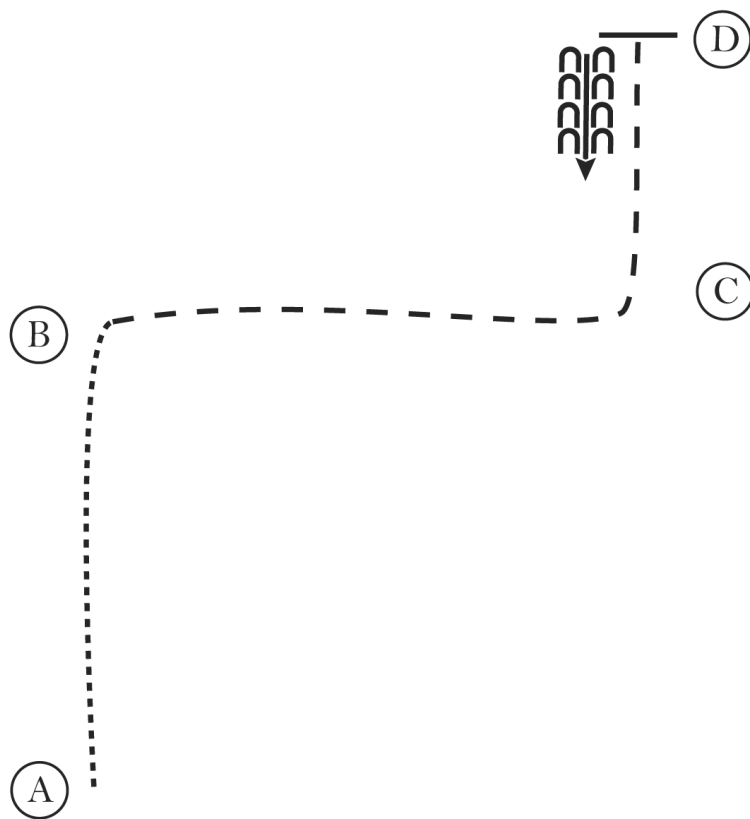
*West District*

# NC West District 4H Horse Show

## 25 Adaptive Rider Equitation

Show Date: 05-01-21

1. Walk A to B
2. At B jog to D
3. At D stop and back 4 steps.



Walk	.....
Jog	-----
Extended Jog	-----
Lope	=====
Leg Yield	
Lead Change	---/---
Back	← C C C C
Marker	(B)
Sidepass	←-----→

[WH/WT-2]

Pattern Provided by:

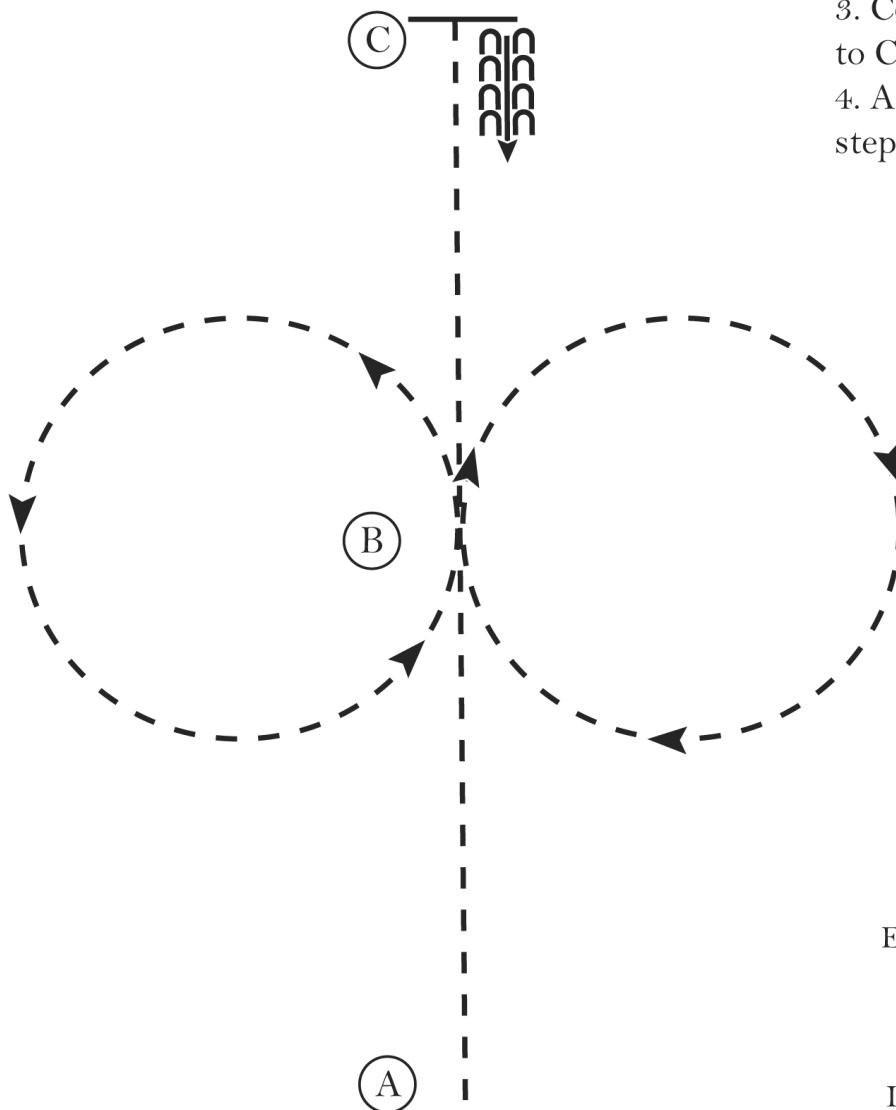
*West District*



# NC West District 4H Horse Show

## 27 Cloverbud Equitation

Show Date: 05-01-21



1. Jog A to B
2. At B perform a figure eight, beginning to the right
3. Continue the jog from B to C
4. At C stop and back 4 steps

Walk	.....
Jog	-----
Extended Jog	- - - - -
Lope	=====
Leg Yield	
Lead Change	↗ ↘
Back	← C C C C C
Marker	(B)
Sidepass	← - - - - - →

[WH/WT-5]

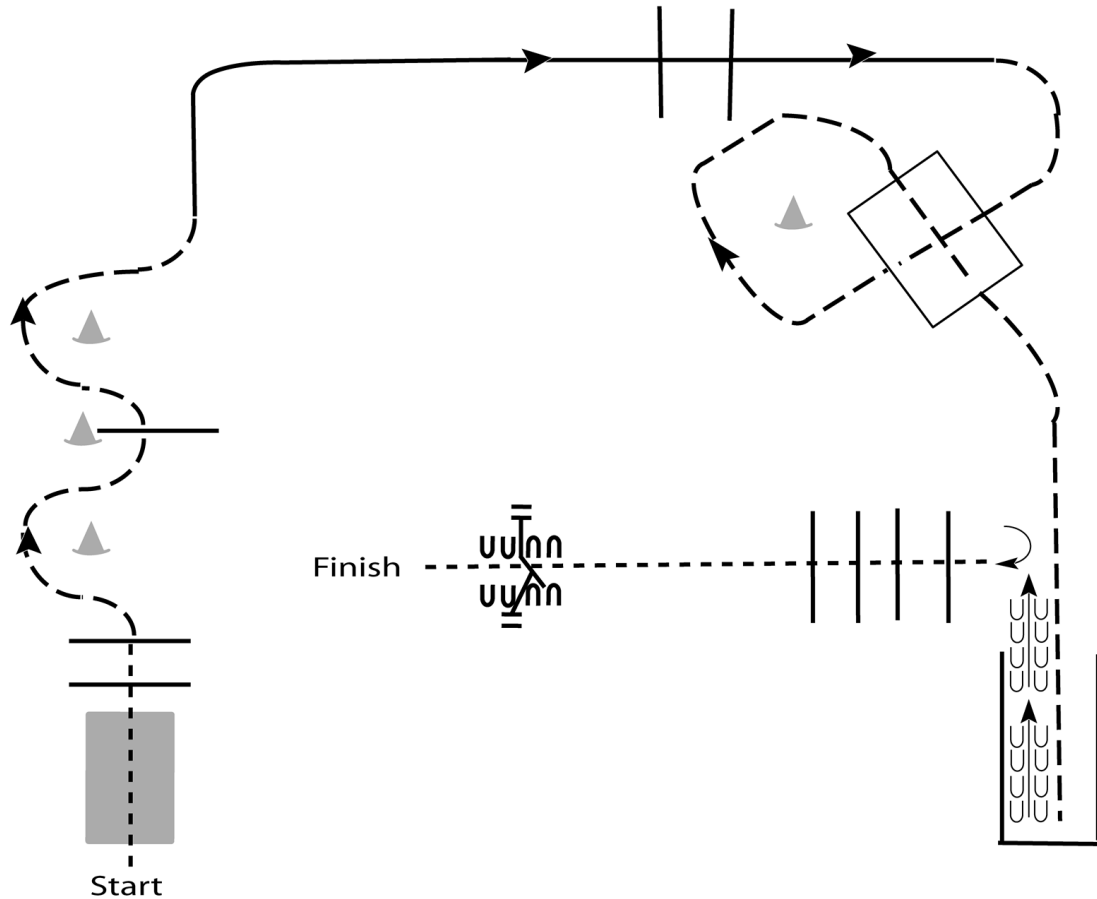
Pattern Provided by:

*West District*

# NC West District 4H Horse Show

## 28 Adaptive Trail (Walk only, walk through gate )

Show Date: 05-01-21



Be ready at start.

1. Walk over bridge and over poles.
2. Jog through serpentine and over pole.
3. Lope on the right lead over poles.
4. Jog through box and into chute.
5. Back out of chute.
6. Turn 90 degrees and walk over elevated poles.
7. Work gate with left hand.

Walk	-----
Jog	- - - - -
Extended Jog	- - - - -
Lope	=====
Leg Yield	
Lead Change	///
Back	←←←←←
Marker	ⓑ
Sidepass	←-----→

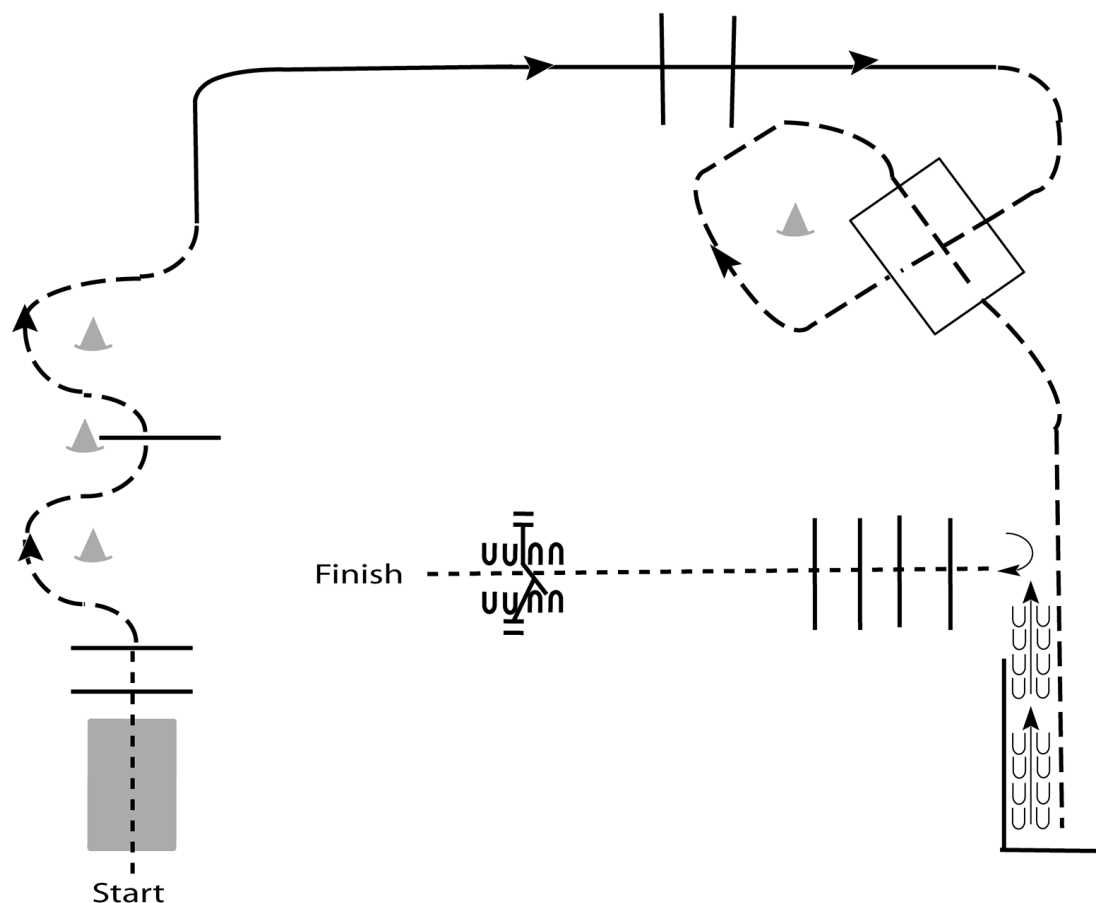
[T/1-6]

Pattern Provided by:

*West District*

# NC West District 4H Horse Show

29, 30 Cloverbud/Little Britches Trail  
(Walk Jog only)



Be ready at start.

1. Walk over bridge and over poles.
2. Jog through serpentine and over pole.
3. Lope on the right lead over poles.
4. Jog through box and into chute.
5. Back out of chute.
6. Turn 90 degrees and walk over elevated poles.
7. Work gate with left hand.

Walk	-----
Jog	- - - - -
Extended Jog	- - - - -
Lope	=====
Leg Yield	
Lead Change	///
Back	←←←←←
Marker	ⓑ
Sidepass	←-----→

[T/1-6]

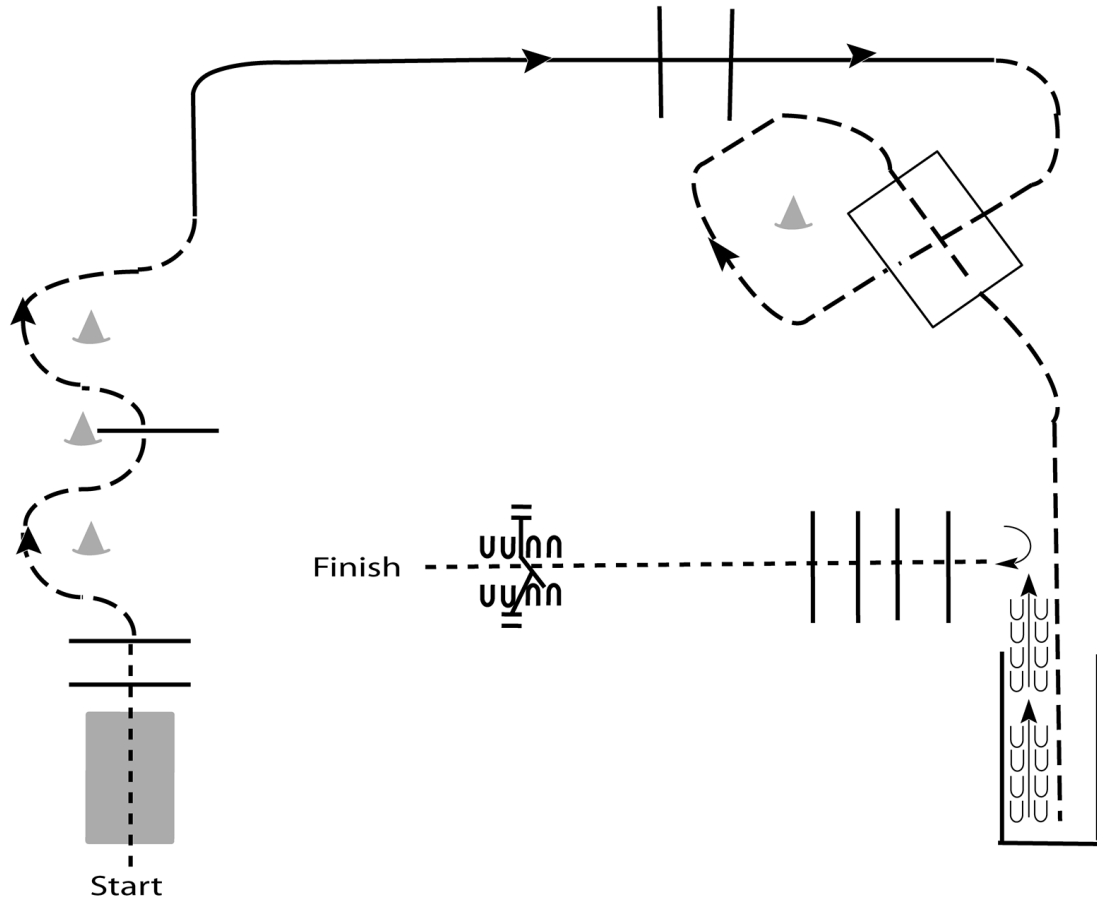
Pattern Provided by:

*West District*

# NC West District 4H Horse Show

## 33,34 Western Trail

Show Date: 05-01-21



Be ready at start.

1. Walk over bridge and over poles.
2. Jog through serpentine and over pole.
3. Lope on the right lead over poles.
4. Jog through box and into chute.
5. Back out of chute.
6. Turn 90 degrees and walk over elevated poles.
7. Work gate with left hand.

Walk	-----
Jog	- - - - -
Extended Jog	- - - - -
Lope	=====
Leg Yield	
Lead Change	///
Back	←←←←←
Marker	ⓑ
Sidepass	←-----→

[T/1-6]

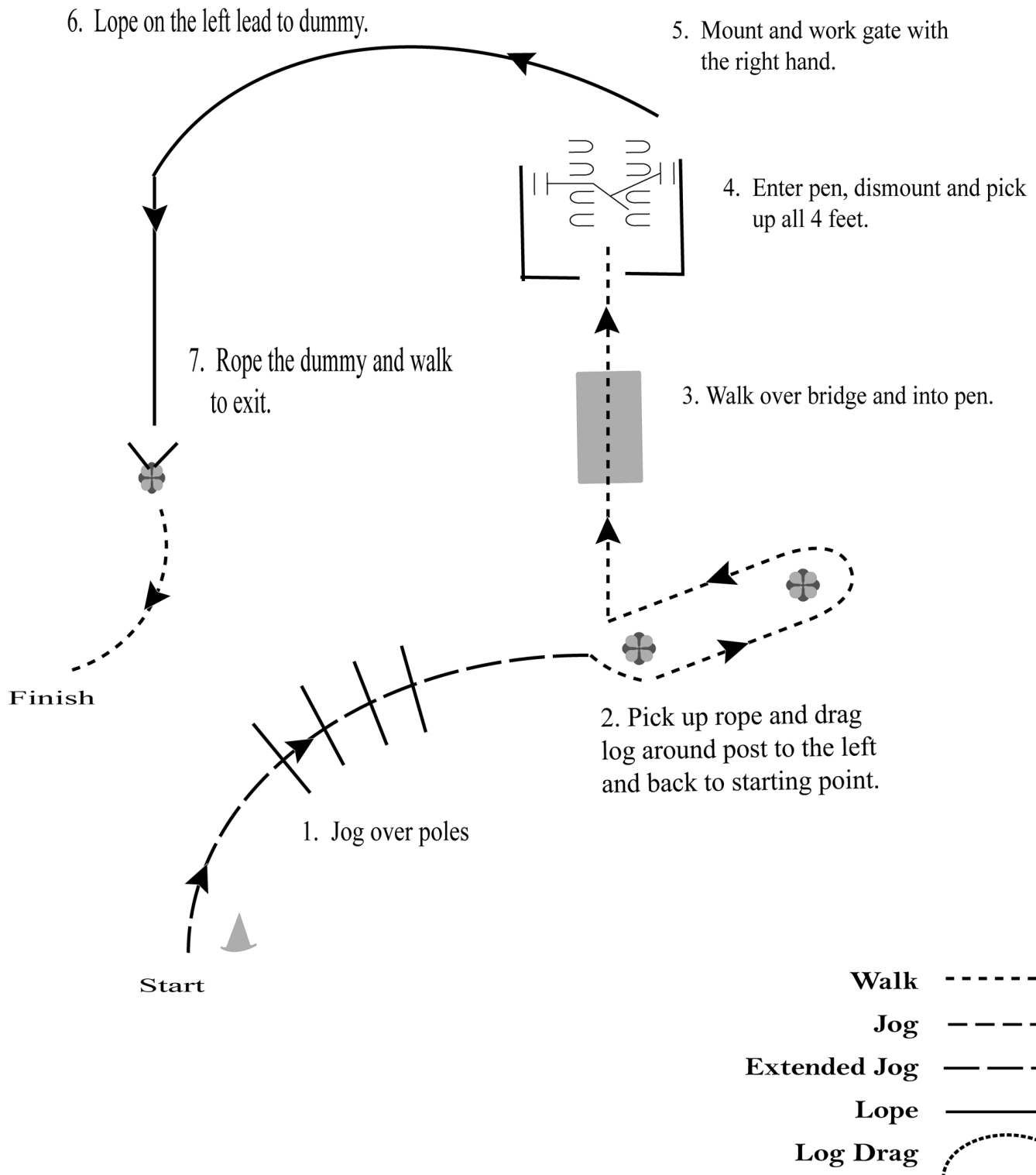
Pattern Provided by:

*West District*

# NC West District 4H Horse Show

## 31,32 Jr, Sr Ranch Trail

Show Date: 05-01-21



[RT/6]

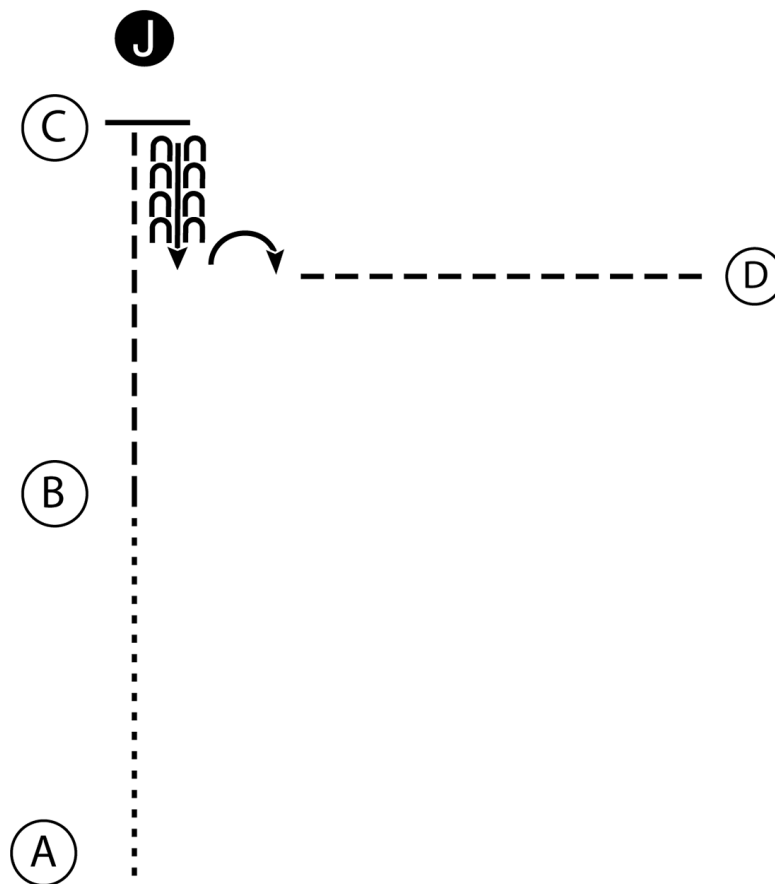
Pattern Provided by:

*West District*


# NC West District 4H Horse Show

## 66,67,68,69,70 Jr, Sr Hunter Showmanship

Show Date: 05-01-21



1. Walk from A to B.
2. Trot from B to C.
3. Stop at C and set up for inspection.
4. When dismissed back four steps.
5. Perform a 90 degree turn and trot to D.

Walk .....  
Trot - - - - -  
Back ←   
Marker (B)  
Judge (J)

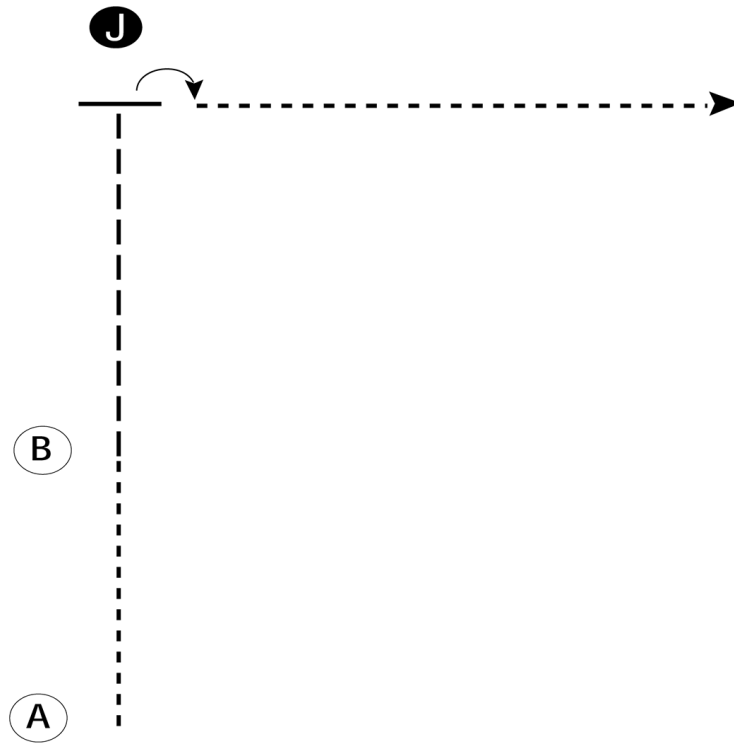
[S/2-7]

Pattern Provided by:  
*West District*

# NC West District 4H Horse Show

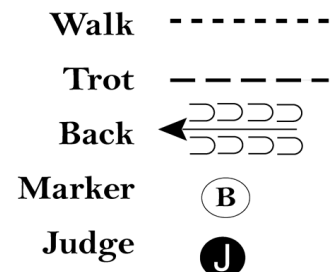
## 71 Western Little Britches Showmanship

Show Date: 05-01-21



Be ready at A.

1. Walk from A to B.
2. Trot from B to the judge.
3. Stop and set up for inspection.
4. When dismissed, turn 90 degrees.
5. Walk away from judge and follow the instructions of your ring steward.



[S/WT-9]

Pattern Provided by:

*West District*

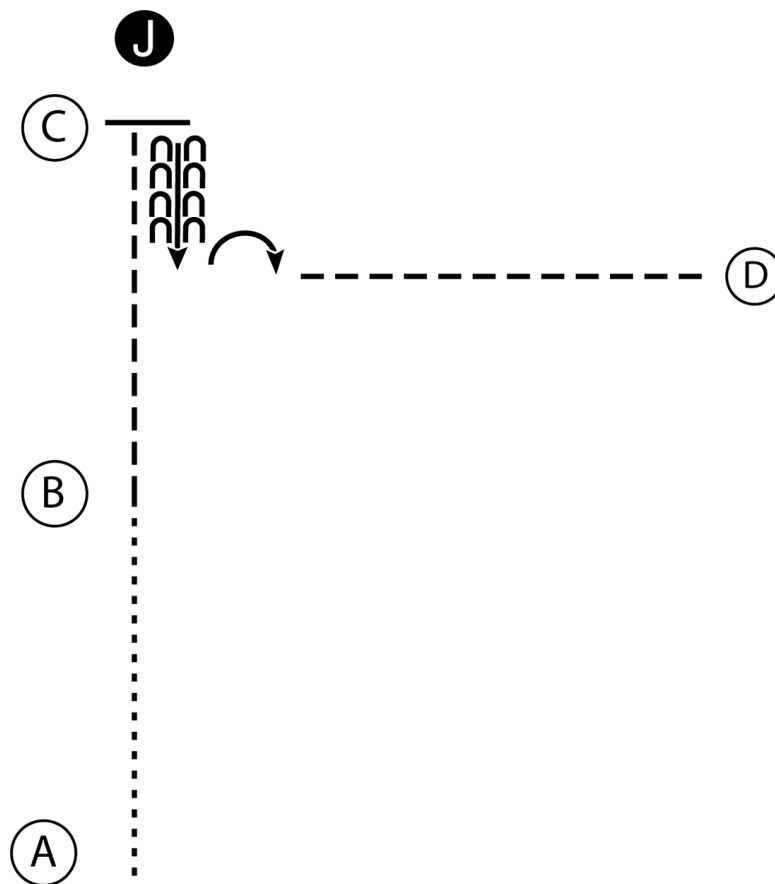
# NC West District 4H Horse Show

## 72,73,74 Jr, Sr, Pony Western Showmanship

Show Date: 05-01-21

www.HorseShowPatterns.com

www.HorseShowPatterns.com



1. Walk from A to B.
2. Trot from B to C.
3. Stop at C and set up for inspection.
4. When dismissed back four steps.
5. Perform a 90 degree turn and trot to D.

Walk .....  
Trot - - - - -  
Back ← C C C C C  
Marker (B)  
Judge (J)

[S/2-7]

Pattern Provided by:

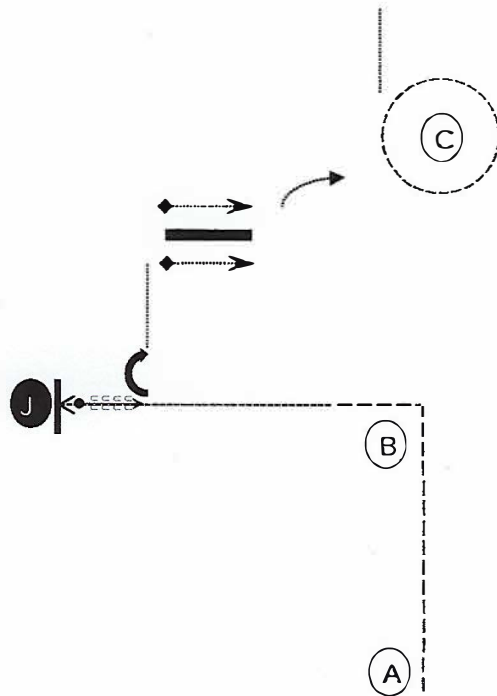
*West District*



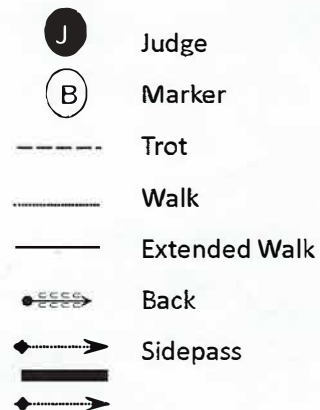
# NC West District 4H Horse Show

## 75, 76 Ranch Groud Handling

Show Date: 05-01-2021



*Exhibitors will perform their pattern to the green 4-H cones.*



1. Trot from A to and around B.
2. After trotting around B, break to an extended walk to the Judge.
3. Stop and square horse.
4. When acknowledged, back 1 horse length while handler remains stationary.
5. Collect your lead. Move to the offside and perform a 90 degree turn on the forehand.
6. Return to the near side and walk forward to log.
7. Sidepass the log.
8. Walk to C. At C, send the horse in a small circle at the trot (clockwise) while you remain stationary.
9. After completing the circle, collect your lead and walk to exit.

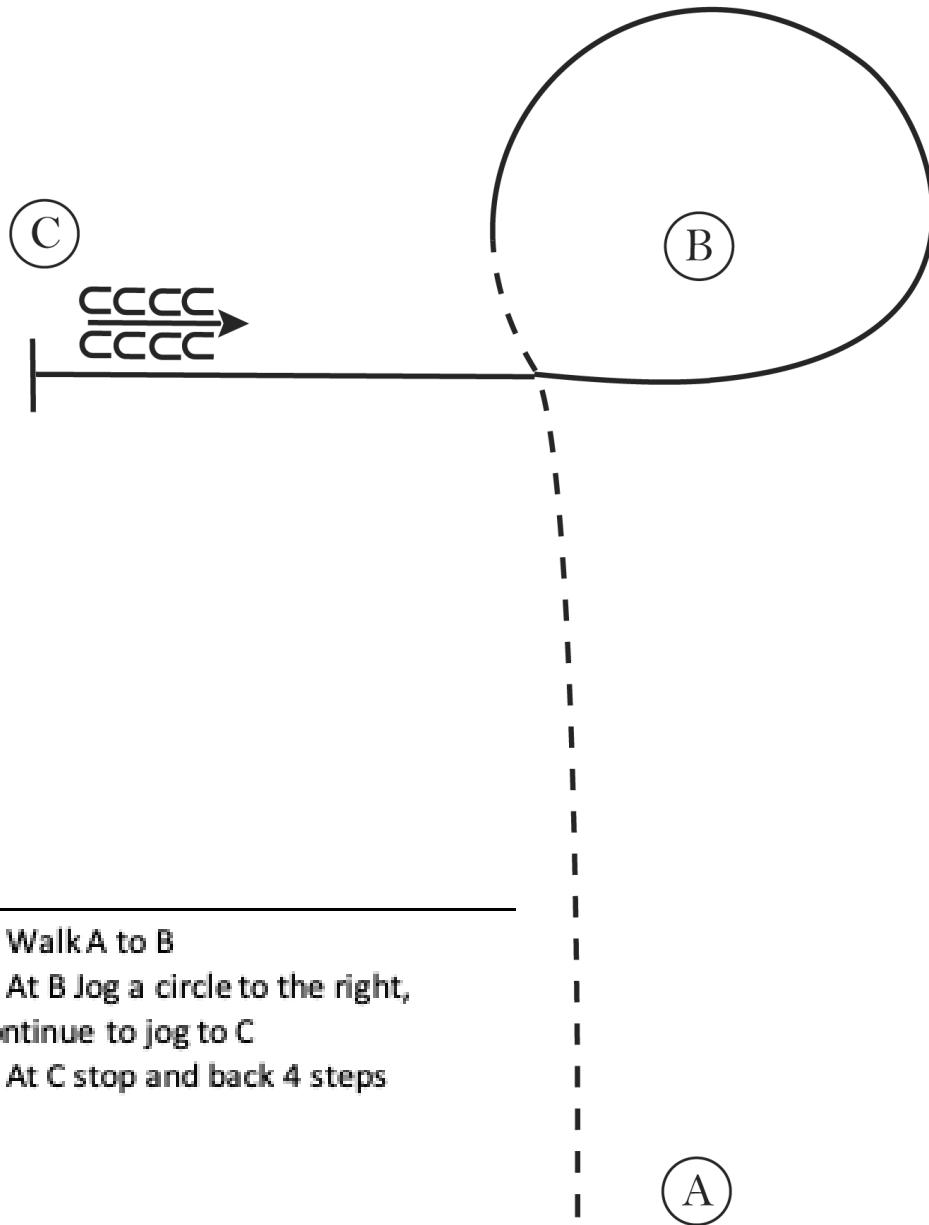
*Exhibitors may be reminded that they may switch hands on their lead. They may also use their lead to help guide and encourage their horses as necessary.*

Pattern Provided by:  
Show Management

# NC West District 4H Horse Show

## 77 Western Little Britches Horsemanship

Show Date: 05-01-21



[WH/1-7]

Pattern Provided by:

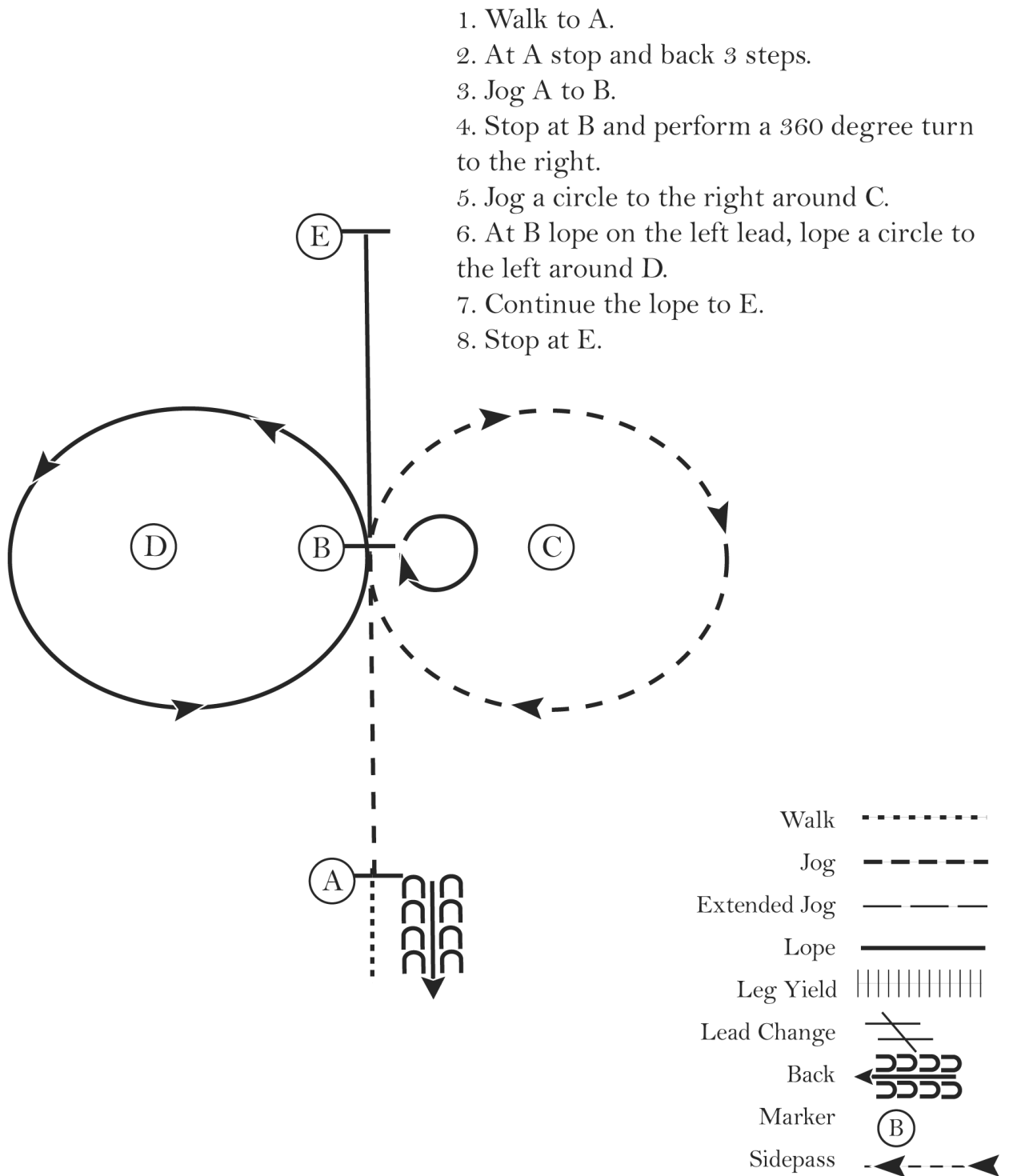
*West District*



# NC West District 4H Horse Show

## 88,89 Ranch Horsemanship

Show Date: 05-01-21



[WH/1-16]

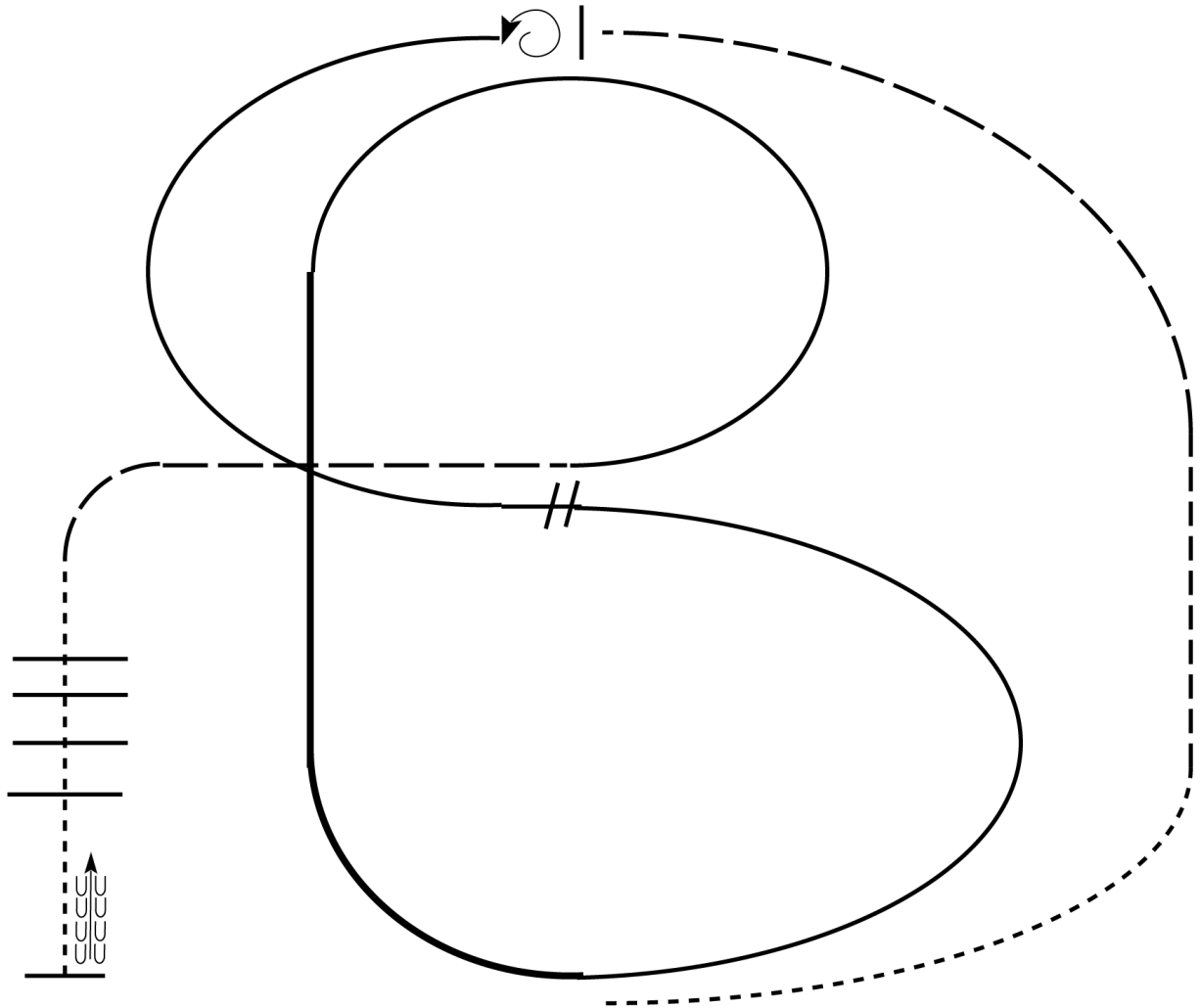
Pattern Provided by:

*West District*

# NC West District 4H Horse Show

## 90,91 Jr, Sr Ranch Riding

Show Date: 05-01-21



1. Walk
2. Trot
3. Extend the trot, at the top of the arena, stop
4. 360 degree turn to the left
5. Left lead 1/2 circle, lope to the center
6. Change leads (simple or flying)
7. Right lead 1/2 circle
8. Extended lope up the long side of arena (right lead)
9. Collect back to a lope around the top of the arena and back to center
10. Break down to an extended trot
11. Walk over poles.
12. Stop and back

Walk	-----
Jog	- - - - -
Extended Jog	— — — —
Lope	— — — —
Lead Change	
Back	
Marker	(B)

[RR/1]

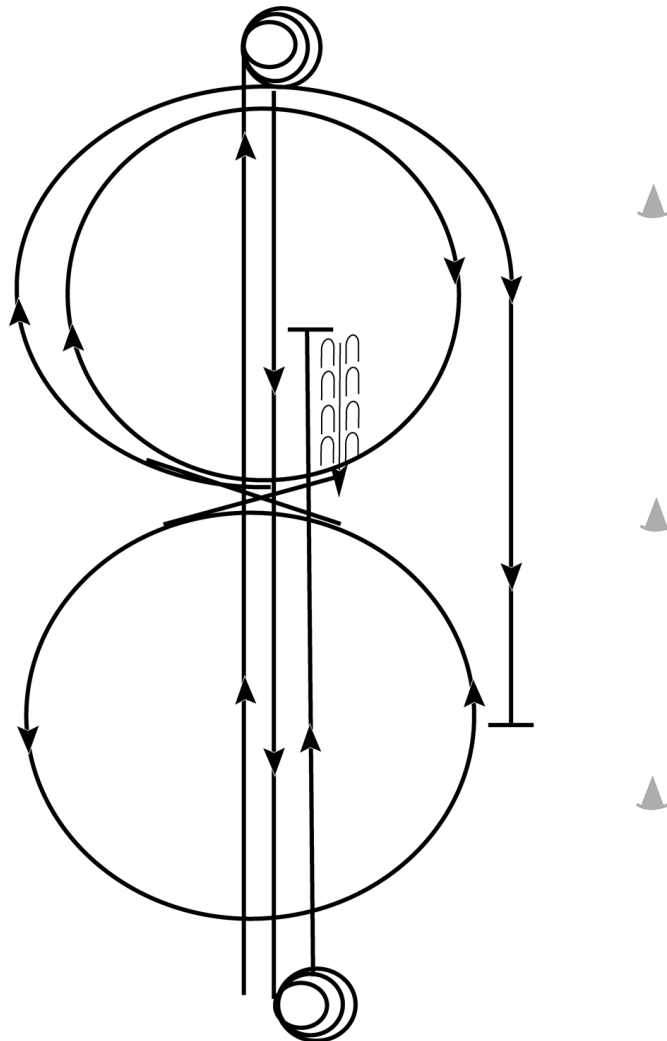
Pattern Provided by:

*West District*

# NC West District 4H Horse Show

## 92 Jr, Sr Ranch Reining

Show Date: 05-01-21



### Pattern 6

Start at end of arena.

1. Run down the middle of the arena, past the end marker and come to a sliding stop.
2. Complete 3 1/2 spins to the right.
3. Run to the other end of the arena, past the end marker and come to a sliding stop.
4. Complete 3 1/2 spins to the left.
5. Run past the center marker, stop, back at least 10 feet, complete 1/4 turn to the left.
6. Beginning on the right lead, complete one circle to the right, change leads. Complete one circle to the left, change leads.
7. Complete 3/4 of a right circle, run past center marker, stop. Hesitate to complete pattern.

[NRCHAWC/6]

Pattern Provided by:

*West District*

## **Hunter - Over Fences Classes**

All jump courses will be posted on Friday April 30 at the inside arena. Schooling will be allowed Friday evening and Saturday morning before classes begin.

The minimum and maximum heights of fences shall be the following:

Working Hunter Horses (Jr & Sr riders): 2 feet 6 inches to 2 feet 9 inches

Low Working Hunter Horses (Jr & Sr riders): 2 feet 3 inches

Long Stirrup Horses & Ponies: 2 feet

Short Stirrup Horses & Ponies: 2 feet

Large ponies (Jr & Sr): 2 feet 3 inches - 2 feet 6 inches

Medium ponies (Jr & Sr): 2 feet - 2 feet 3 inches

Small ponies (Jr & Sr): 2 feet

Jump courses can be a combination of the following types of jumps:

- Brush

- Post and rail

- Chicken coop

- Gate

- Stone wall

- White board fence

Chicken coops hinged at the top and free at the bottom, hogbacks, triple bar jumps, striped rails, parallel bars, square oxers and targets are prohibited. These jumps will not be included in any 4-H West District Horse Show jump course.