

2022
Avery County Cooperative Extension Center
Plant Sale Catalog



Avery County Cooperative Extension Center
661 Vale Road
Newland, NC 28657
Phone: 828-733-8270
avery.ces.ncsu.edu

2022
Avery County Cooperative Extension Center
Plant Sale

Table of Contents:

Pages:



Information1 – 2



Apples3 – 8



Pears9



Pawpaws10



Blueberries11



Strawberries12



Raspberries and Blackberries13



Grapes14



Asparagus and Rhubarb15



Plant Sale General Information



Welcome to the 2022 annual Avery County Cooperative Extension Center Plant Sale. We look forward to providing the community with plants, which keeps Avery County the traditional rural mountain county it has always been. In keeping with that mission, we focus on **Southern Heirloom Apples, Blueberries, and Brambles**. These are the traditional fruits of Avery County and our ancestors. The plants naturally do well in our climate and require a minimum of pesticide input. We are confident they will do well for you. Please utilize the North Carolina Cooperative Extension Service publications to make the most of your plants. These plants should give you many years of traditional fruit for your family. The educational publications are located on the Avery County Cooperative Extension Center website at:

<http://avery.ces.ncsu.edu>

Please feel free to contact the Avery County Cooperative Extension Center at 828-733-8270 if you have questions regarding the plant sale information contained here. **Payment is expected at the time of ordering.** *If paying with cash, please have exact amount of order. WE DO NOT ACCEPT DEBIT OR CREDIT CARDS.*

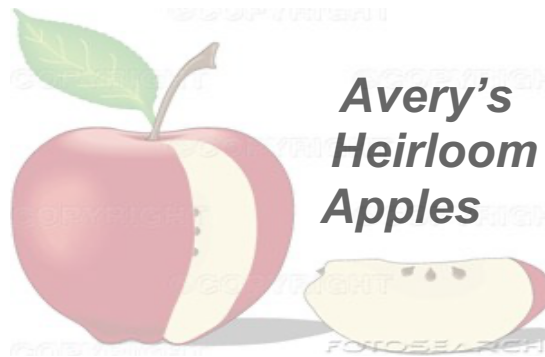
The staff expects to distribute the plant orders on Thursday - Friday, April 21st and 22nd, 2022. Plant orders will be distributed from the Avery County Cooperative Extension Center (Heritage Park Fair Grounds) at 661 Vale Road, Newland, N.C. You will be contacted by phone and/or by email to confirm the pick-up date and time.

Plant orders must be received by **Thursday, April 7, 2022**. We would like to guarantee that supplies of these varieties will hold out, but we cannot. So, the earlier you place your order, the better.



We are NOT able to guarantee the plants once the buyer receives them or be held responsible for the health of plants beyond the distribution dates listed above. We make every effort to deliver high-quality plants and provide the best information on how to properly care for the plants. We have no control over disease, insects or insect damage, home care, planting, or other duties required for the life of the plants. For this reason, we do not offer any guarantee or refunds for plants after the designated distribution dates. Please inspect all plants prior to leaving. We apologize for the inconvenience, and if you have any questions, please contact us at the Avery County Cooperative Extension Center at 828-733-8270.

***The Avery County Cooperative Extension Center assumes no liability in the products being sold.*



We have had a great interest in Heirloom Apples in our area. Through the help of many local folks, we have found a significant number of the heirloom apple varieties that have been in Avery County since the early 1800s. Along with history and production help, we are able to provide orchard ready trees identical to the historic apples of our ancestors in Avery County.

Most of the apple trees in the sale are grafted onto M-111 semi-dwarf rootstock. Your tree will reach about 15-20 feet in height and need to be planted 20 feet apart. The apple trees are two years old and will be approximately 4 feet tall at the time of planting.

M-111 rootstock qualities include:

- Good disease resistant
- Doing well in a wide range of soil types
- Can withstand wet spells and moderate drought conditions fairly well
- Will usually produce fruit in 5-6 years (5 years sooner than standard rootstock)

****Honeycrisp (Dwarf) and Crimson Crisp (Dwarf)** are grown on *Geneva 935 and Bud 9* rootstock.

We recognize that many people making purchases through this plant sale are home-gardeners/backyard orchardists and are looking for "low input" fruit trees. In order to better facilitate this, we offer many "easy to grow" apple varieties producing good fruit with minimum pesticide use.

You will find a detailed variety of information in the **"Apple Reference Guide"** to learn about and compare varieties. Please note that this information is based on both solid science and personal observations.



We are not able to guarantee the plants once the buyer receives them or be held responsible for the health of plants beyond the distribution dates listed above. We make every effort to deliver high-quality plants and provide the best information on how to properly care for the plants. We have no control over disease, insects or insect damage, home care, planting, or other duties required for the life of the plants. For this reason, we do not offer any guarantee or refunds for plants after the designated distribution dates. Please inspect all plants prior to leaving. We apologize for the inconvenience, and if you have any questions, please contact us at the Avery County Cooperative Extension Center at 828-733-8270.



Pollination is an important topic when growing fruit trees because many, but certainly not all varieties, require pollination from a compatible donor tree before they can bear fruit. Most apple trees need another variety to cross-pollinate for optimum fruit production. Often, the neighbor's apple trees and even seedling apple trees nearby help with this pollination.

A general rule to follow is to plant apple varieties that flower (bloom) simultaneously. Some of the varieties that bloom early may stop producing enough pollen when the late-blooming varieties start blooming; therefore, not enough pollination occurs to produce a good apple crop. Planting an apple tree listed as a late-blooming with an apple tree listed as early blooming may not give you satisfactory cross-pollination.

We listed the blooming times in our Apple Reference Guide this year to allow you to choose compatible apple trees in your planting. This is only a general guideline. Blooming times are listed as Early, Early/Mid, Mid, Mid/Late, and Late season. Again, expecting an early blooming apple variety and a late-blooming variety to pollinate each other may be a mistake. All other combinations should be sufficient. If you have other apple trees planted on your property within 100-200 feet, they will certainly play into this pollination system.

Some apple varieties produce **sterile** pollen. These trees are called **Triploids** and will not pollinate other trees. Triploid trees can be pollinated by other trees and produce excellent fruit; they just cannot be depended on to pollinate your other trees. We offer two Triploid varieties this year in our plant sale; Fallawater, and Mammoth Blacktwig; both trees are excellent apples.

Please contact the Avery County Cooperative Extension Center if you need help with the bloom times or any additional information on the pre-existing apple trees.




Apple Reference Guide

Apples	Fresh Eating	Sauce/Butter	Baking	Cider	Stores Well	Ripens	Easy to Grow	Bloom Time Season
Yellow June	F	E	P	P	P	July	E	Early
Early Harvest	F	G	P	P	P	July/ August	G	Early
Red Astrachan	E	G	E	G	P	August	G	Early
<i>Jarrett</i>	G	?	?	G	?	Sept.	E	?
Crimson Crisp	E	G	G	G	G	Sept.	G	Mid
Honeycrisp	E	G	G	E	G	Sept.	G	Late
Golden Delicious	E	P	F	G	E	Sept./Oct.	E	Mid/Late
Wolf River	P	E	P	P	F	Sept./Oct.	G	Mid
Grimes Golden	G	G	P	P	G	Sept./Oct.	G	Mid
**Mammoth Blacktwig	E	G	G	G	E	Sept/Oct.	E	Mid
Junaluska	G	F	G	G	?	October	G	Early/Mid
American Golden Russet	E	P	E	E	E	October	G	Early/Late
Goldrush	E	?	?	G	E	October	E	Mid/Late
**Fallawater	E	G	P	F	G	October	E	Late
Northern Spy	G	G	P	E	G	October	G	Late
Virginia Beauty	E	F	E	P	E	October	G	Early/Mid
Swiss Limbertwig	G	P	E	G	G	October	E	Early/Mid


This information was gathered from many sources and should be considered as opinions.

- ***P = Poor F = Fair G = Good E = Excellent***
- ***? Indicates "Unknown"***
- *****Triploid variety – Not a good pollinator!***

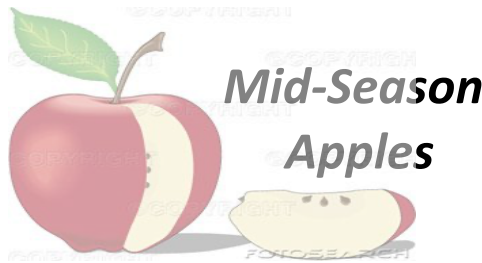


Early Apples

Name(s)	Time & Place of Origin	Size, Color, Taste & Texture	Qualities	Ripens
Yellow June	Before 1870 Russia	Medium, round, yellow, white-colored flesh, tart	Unique full-flavored early apple and multipurpose, good for frying and apple sauce	July/August
Early Harvest	1700's Long Island, NY	Medium, pale yellow skin, tender, crisp, juicy, tangy, similar to Transparent but later ripening	Clear sauce apple with sweeter and tangier flavor than Transparent	July/August
Red Astrachan	1600's Russia	Medium, pale yellow w/ crimson streaks, sometimes completely red, flesh is juicy, tart & crisp	Good flavor, white flesh with red streaks	August




We are not able to guarantee the plants once the buyer receives them or be held responsible for the health of plants beyond the distribution dates listed above. We make every effort to deliver high-quality plants and provide the best information on how to properly care for the plants. We have no control over disease, insects or insect damage, home care, planting, or other duties required for the life of the plants. For this reason, we do not offer any guarantee or refunds for plants after the designated distribution dates. Please inspect all plants prior to leaving. We apologize for the inconvenience, and if you have any questions, please contact us at the Avery County Cooperative Extension Center at 828-733-8270.



Name(s)	Time & Place of Origin	Size, Color, Taste & Texture	Qualities	Ripens
Jarrett	<i>Heirloom apple grown in Watauga County, NC for generations</i>	<i>Small to medium, conical shape, sweet flavor, flesh is yellow & turns bright red as it ripens, tender, fine-grained and juicy</i>	<i>Dessert apple with a strikingly full sweet flavor</i>	<i>September</i>
Crimson Crisp Bud 9 (Dwarf)	1995 United States	Small to medium, very bright mid-range red over yellow, extremely crisp, sweet/sharp flavor	Approx. 10 feet tall tree with good cold hardiness, resistance to fireblight, good in storage	September
Honeycrisp (G935 rootstock) (Dwarf)	1960's Minnesota	Medium to large, red variety, sweet, juicy, lightly crisp	Very popular, good in storage with flavor improving for 7-10 days	September
Golden Delicious	1890's West, VA <i>Believed to be a seedling from a cross of Grimes Golden/Reinette</i>	Medium, round-conical shape, yellow-gold, excellent flavor, crisp & juicy	Fresh eating, cooking, juicing, drying	September/ October
Wolf River	1856 Wisconsin Found along the banks of the Wolf River	Very large, irregular shape, greenish-yellow with splashes and stripes of red	Prized for outstanding applesauce and apple butter	September/ October
Grimes Golden	1700's Brooks County, WV	Medium to large, round to oblong, yellow skin, very sweet, aromatic, tender, crisp, juicy, yellowish-orange flesh	Good keeper	September/ October
Mammoth Blacktwig	1800's VA, TN, AK	Medium to large, skin green with deep red, several stripes, flesh is white, almost yellow, firm, juicy, and mildly subacid	Fresh eating, cooking, juicing, disease resistant, good keeper	September/ October



Name(s)	Time & Place of Origin	Size, Color, Taste & Texture	Qualities	Ripens
Junaluska	<i>Early 1800's Cherokee, NC</i>	<i>Medium-large, distinctive irregular globular form, greenish with orange, red blotches, tender yellow flesh, crispy, moderately juicy, pleasant subacid flavor</i>	<i>Good fresh eating and cooking, stores well</i>	<i>October</i>
American Golden Russet (Bullock Pippin, Rusty Coat)	<i>1836 New Jersey</i>	<i>Medium uniform, gold russet apple, sweet and acidic</i>	<i>Late ripening, easy to grow, great cider and pie apple</i>	<i>October</i>
Gold Rush	<i>1980's Perdue Research Farm (Parents are Golden Delicious and Red Rome)</i>	<i>Medium, yellow with a round shape, smooth skin, and fine-textured flesh</i>	<i>Dessert apple, sweet but complex flavor, good for fresh eating, pies, and cider, bears young and heavily, high disease resistant, very easy to grow and stores well</i>	<i>October</i>
Fallawater (Mountain Pippin, Molly Whopper)	<i>1842 Bucks County, PA</i>	<i>Large to very large, round to oblate, tough skin that is dull, dirty green with dull red or bronze shades and easy to grow</i>	<i>Very mild sweet flavor, tender, juicy flesh, great fresh eating and sauce making</i>	<i>October</i>
Northern Spy	<i>1800's East Bloomfield, N.Y.</i>	<i>Large, roundish, sometimes oblong, thick skin, greenish or yellow with light and dark red stripes, fine grained, tender, juicy, crisp aromatic, and spicy sub-acid</i>	<i>Excellent keeper, excellent for cooking, blooms about two weeks later the most apples</i>	<i>October</i>
Virginia Beauty	<i>1810 Zach Safewright, of the Piper's Gap Community of Carroll County, VA</i>	<i>Medium to large, conical, smooth, dark red or purplish skin, fine-grained and tender flesh</i>	<i>Classic mountain eating apple, mellow sweet floral flavor, and a fine pie apple</i>	<i>October</i>
Swiss Limbertwig	<i>1700's Grown by Swiss settlers in the Cumberland Mtns.</i>	<i>Medium size, square compact apple, skin is somewhat russeted/to touch, mottled greenish maroon with bronze blushes</i>	<i>Very unusual sweet flavor, with tones of citrus, high cider potential</i>	<i>October</i>



Pears

In the Fall of 2006, we searched Avery County for Historical Apples. In the process, we ran upon some old-fashioned pears. We were able to secure a variety called **Seckel pear**, or locally known as the **Honey pear**. Thomas Jefferson wrote of this pear extensively in his writings.

While many pear varieties are self-pollinating, all pears will benefit from planting two different varieties together. Plant the European varieties together and Asian varieties together. Asian pears bloom earlier than the European pears. The trees available are grafted on to standard rootstock, should reach 15-20 feet in height and need to be planted a minimum of 15 feet apart. These pear trees are 5/8 inch in diameter and will arrive 4-5 feet tall.

Name(s)	Time & Place of Origin	Size, Color, Taste & Texture	Qualities	Ripens
Seckel (Honey Pear)	<i>Heirloom pear from France, first grown at Monticello, vigorous and productive, known for extraordinary flavor</i>	<i>Small, reddish-brown skin, very sweet, juicy, aromatic dessert pear for fresh eating</i>	<i>Self-pollinating tolerant of fire blight, fresh eating, but not a good keeper</i>	<i>Late September</i>
Harrow Sweet	<i>A late-season pear developed from a Bartlett in Ontario, Canada</i>	<i>Similar to a Bartlett with a pink blush, medium to large sweet pear, developed for short term storage, canning, or freezing</i>	<i>Self-pollinating and good resistance to fire blight, and often begins bearing in 3 years</i>	<i>Late September</i>
Yoinashi™ (Asian)	<i>A tradename of Fowler Nurseries, Inc., Newcastle, CA</i>	<i>Large, orange-brown, russeted finish, sweet, crisp, richly aromatic fruit</i>	<i>Fireblight resistant, stores well</i>	<i>Mid-Late September</i>
Olympic (Asian)	<i>Korea</i>	<i>Large, round, heavily russeted brown Asian pear, crisp & juicy</i>	<i>Considered one of the best Asian varieties for long term storage</i>	<i>October</i>

.We are not able to guarantee the plants once the buyer receives them or be held responsible for the health of plants beyond the distribution dates listed above. We make every effort to deliver high-quality plants and provide the best information on how to properly care for the plants. We have no control over disease, insects or insect damage, home care, planting, or other duties required for the life of the plants. For this reason, we do not offer any guarantee or refunds for plants after the designated distribution dates. Please inspect all plants prior to leaving. We apologize for the inconvenience, and if you have any questions, please contact us at the Avery County Cooperative Extension Center at 828-733-8270.



PawPaw Tree

The PawPaw tree (*Asimina trilobal*) is a native fruit-bearing tree that grows in the eastern United States, from Canada to Florida, and as far west as Nebraska. The Pawpaw fruit resembles a green mango, and the flavor is sometimes described as a cross between a banana, pineapple, and mango.

****NOTE** DO NOT EAT SKIN AND SEEDS!!!**

PawPaws have gained popularity because of their nutritional value and because the leaves, bark, and twigs produce anti-cancer and insecticidal compounds called acetogenins. The fruits ripen between late August and October. In the fall, pawpaw leaves turn golden yellow and do not drop quickly.

Pawpaw trees are considered an understory tree and reach heights of 25-30' tall. The flowers are self-incompatible, meaning they require pollen from a different cultivar to be properly fertilized, requiring two or more varieties planted. The selected varieties are not grafted.

<i>Name(s)</i>	<i>Time & Place of Origin</i>	<i>Size, Color, Taste & Texture</i>	<i>Qualities</i>	<i>Ripens</i>
Selected Varieties 3 yr. old natives	<i>Native to Eastern United States</i>	<i>Flavor described as a cross between a banana, pineapple, and mango</i>	<i>Nutritious and can be eaten plain or in desserts</i>	<i>Late August and October</i>



We are not able to guarantee the plants once the buyer receives them or be held responsible for the health of plants beyond the distribution dates listed above. We make every effort to deliver high-quality plants and provide the best information on how to properly care for the plants. We have no control over disease, insects or insect damage, home care, planting, or other duties required for the life of the plants. For this reason, we do not offer any guarantee or refunds for plants after the designated distribution dates. Please inspect all plants prior to leaving. We apologize for the inconvenience, and if you have any questions, please contact us at the Avery County Cooperative Extension Center at 828-733-8270.



Blueberries

Blueberries, of course, do very well in our area. Our acidic soils are their natural home. However, care should be taken to soil sample if bushes are to be planted in a yard or garden, where lime has been applied, and pH may have been raised significantly.

Blueberries are not very good self-pollinators. They will produce much better if two or more varieties are planted together.

Plants should be spaced at least 5 feet apart and fertilized only lightly for the first 2-3 years. Plants will take 3-5 years to begin producing large yields. Pick berries off the first three years to allow the bush to grow. All varieties (except Northland, 3-4') offered here will reach 4-6 feet at maturity. More details are available in the North Carolina Cooperative Extension Service publications.

All these varieties have may eventually produce 10 pounds or more per bush.

<i>Name(s)</i>	<i>Growth Habit</i>	<i>Size, Color, Taste & Texture</i>	<i>Qualities</i>	<i>Ripens</i>
Duke	<i>Upright spreading 4'-6', very productive, high yielding, & cold hardy</i>	<i>Medium to large, light blue color, very firm, good flavor, slightly tart</i>	<i>Ripens early, flowers late avoiding spring freezes</i>	<i>Late June – Early July</i>
Blue Crop	<i>Upright vigorous, productive bush, very cold hardy and drought tolerant</i>	<i>Large-medium, firm berry, good flavor, tart, and loose fruit clusters</i>	<i>Winter hardy, excellent for freezing</i>	<i>July</i>
Blue Ray	<i>Upright spreading, vigorous, productive and cold hardy ornamental</i>	<i>Large, firm, sweet berry, with large tight clusters</i>	<i>Ripens early–mid season</i>	<i>July</i>
Northland	<i>Semi-dwarf (4'), compact shape, very cold hardy</i>	<i>Medium, light blueberries, very flavorful, similar to wild blueberries</i>	<i>Vigorous producing, attractive foliage</i>	<i>July/August</i>
Jersey	<i>Upright vigorous growth and very cold hardy</i>	<i>Medium to large, strongly flavored berry and long loose clusters</i>	<i>Ripens late in season, and picked out for its intense flavor</i>	<i>August and September</i>



Strawberry plants are best grown in a matted row type planting. This requires planting them approximately 18-24 inches apart, in rows at least three feet apart. In our area, full fruit production is completed the second year. **After the third year, it is recommended that the strawberry patch be re-planted. Strawberry plants are self-pollinating and therefore do not require multiple varieties.**

Successful strawberry production requires close attention to planting, weeding, fertilization, and **winter mulching is most important.** Recommendations are all available in the North Carolina Cooperative Extension Service publications.

Name(s)	Traits	Size, Color, Taste & Texture	Qualities	Ripens
Earliglow	<i>A wonderful heirloom flavor is this variety's trademark, best early-season variety around, and excellent for fresh eating and freezing</i>	<i>Uniform color, tough glossy skin, firm flesh, medium size (size tends to decrease as the season progresses), and excellent freezer</i>	<i>Good resistance to red stele root rot and intermediate resistance to Verticillium wilt</i>	<i>June</i>
Jewel	<i>Grows well in different locations and moderate winter hardiness</i>	<i>#1 mid-season variety, with consistent productivity, and excellent freezer</i>	<i>Firm, sweet-flavored berries</i>	<i>Late June-July</i>
Albion	<i>A great ever-bearing berry (often bears fruit 12-14 weeks after planting)</i>	<i>Large to VL, very firm, conical berries</i>	<i>Excellent flavor for an ever-bearing variety</i>	<i>June thru August</i>

We are not able to guarantee the plants once the buyer receives them or be held responsible for the health of plants beyond the distribution dates listed above. We make every effort to deliver high-quality plants, and provide the best information on how to properly care for the plants. We have no control over disease, insects or insect damage, home care, planting, or other duties required for the life of the plants. For this reason, we do not offer any guarantee or refunds for plants after the designated distribution dates. Please inspect all plants prior to leaving. We apologize for the inconvenience, and if you have any questions, please contact us at the Avery County Cooperative Extension Center at 828-733-8270.



Raspberries and Blackberries

Raspberries and Blackberries should both be planted in rows approximately 4 feet apart. The spacing between plants and need for trellising, depends upon the variety chosen. **These berries are self-pollinating and therefore do not require multiple varieties.** All these raspberries can be grown for home garden use with little if any trellising if managed properly. Ask your County Agent.

Due to many natural occurring brambles in our area, disease problems are common in domestic plantings, but can be controlled effectively. Details regarding planting and managing raspberries and blackberries are available in the North Carolina Cooperative Extension Service publications.

<i>Name(s)</i>	<i>Type</i>	<i>Size, Color, Taste & Texture</i>	<i>Qualities</i>	<i>Ripens</i>
Nova	<i>Summer bearing Red Raspberry</i>	<i>Medium to large berry, firm bright red with superb flavor</i>	<i>Nearly thornless, vigorous with upright habit</i>	<i>July</i>
Prelude	<i>Everbearing Red Raspberry advertised as an excellent raspberry with both a spring and fall crop</i>	<i>Medium to large roundish berries, excellent sweet flavor, and good freezer</i>	<i>One of the earliest red raspberries to ripen in June, followed by another crop in August thru September</i>	<i>June and August</i>
Jewel	<i>Black Raspberry</i>	<i>Glossy black, large size, with a rich raspberry flavor</i>	<i>Excellent for jams and jellies, very popular variety, excellent yields of berries on winter hardy canes</i>	<i>July</i>
Chester	<i>Thornless Blackberry</i>	<i>Large, very flavorful, an excellent quality fruit</i>	<i>Semi-erect thornless canes, thornless blackberries, needs sheltered from cold winter winds</i>	<i>August</i>





Grapes

Grapes do very well in our area and are a traditional favorite. Grapes are considered somewhat self-fruiting **but will do better when planted in pairs of different varieties.**

Grapes do take some work with trellising, regular fertilizing, and annual pruning. Each grapevine will produce a vine 20-40 feet long and will need to be set in rows at least 6 feet apart. Our grapes vines are two-year-old vines, Graded #1, with an excellent root system. Details on grape production are available in the North Carolina Cooperative Extension Service publications.

<i>Name(s)</i>	<i>Traits</i>	<i>Size, Color, Taste & Texture</i>	<i>Qualities</i>	<i>Ripens</i>
<i>Concord</i>	<i>Developed over 150 years ago</i>	<i>Still sets the standard for jelly and juice making</i>	<i>Seeded grape, very hardy, high vigor, and disease resistance</i>	<i>Late September, becoming sweeter with October frosts</i>
<i>Niagara</i>	<i>Niagara County, New York</i>	<i>Multipurpose grape, good for fresh eating, jelly, and juice</i>	<i>Seeded grape, with outstanding hardiness, vigor, and disease resistance</i>	<i>Late September-October</i>
<i>Buffalo</i>	<i>1938 Cornell University</i>	<i>Medium size, reddish-black, very sweet</i>	<i>Very adaptable to a diversity of sites, early ripening grape, recognized as the sweetest of its season</i>	<i>September</i>
<i>Captivator or Pink Sugar Grape</i>	<i>We believe this is our "Pink Sugar Grape" based on local testing</i>	<i>Multi-purpose, sweet pink grape, good for fresh eating, jelly, and juice</i>	<i>Seeded grape, very hardy, high vigor, and shows signs of disease resistance</i>	<i>September</i>

We are not able to guarantee the plants once the buyer receives them or be held responsible for the health of plants beyond the distribution dates listed above. We make every effort to deliver high-quality plants and provide the best information on how to properly care for the plants. We have no control over disease, insects or insect damage, home care, planting, or other duties required for the life of the plants. For this reason, we do not offer any guarantee or refunds for plants after the designated distribution dates. Please inspect all plants prior to leaving. We apologize for the inconvenience, and if you have any questions, please contact us at the Avery County Cooperative Extension Center at 828-733-8270.





Asparagus and Rhubarb

Asparagus does well in our area. The asparagus comes as one-year-old, large graded crowns (25 per bundle). Asparagus needs to be spaced in shallow trenches, approximately every 18 inches, in rows 3-4 feet apart. They require 2-3 years to begin producing fully.

Rhubarb is a traditional favorite in our area and easy to grow. It needs to be planted in very well-drained ground, approximately 3 feet apart, with the top of the root division level with the soil surface. **Find a well-drained area, and do not plant too deep!** With liberal fertilizing, the plants should become established and begin producing well in 2-3 years.

<i>Name(s)</i>	<i>Traits</i>		
Millennium Asparagus	<i>Excellent yield</i>	<i>Great taste, large tight-tipped, uniform spears</i>	<i>Grows well in all soil types, tolerates cooler springs & cold winters</i>
MacDonald Rhubarb	<i>Excellent production characteristics</i>	<i>Vigorous and upright growing</i>	<i>Large, tender stalks, with acceptable red color, resistance to root rot problems</i>

We are NOT able to guarantee the plants once the buyer receives them or be held responsible for the health of plants beyond the distribution dates listed above. We make every effort to deliver high-quality plants and provide the best information on how to properly care for the plants. We have no control over disease, insects or insect damage, home care, planting, or other duties required for the life of the plants. For this reason, we do not offer any guarantee or refunds for plants after the designated distribution dates. Please inspect all plants prior to leaving. We apologize for the inconvenience, and if you have any questions, please contact us at the Avery County Cooperative Extension Center at 828-733-8270.

***The Avery County Cooperative Extension Center assumes no liability in the products being sold.*

