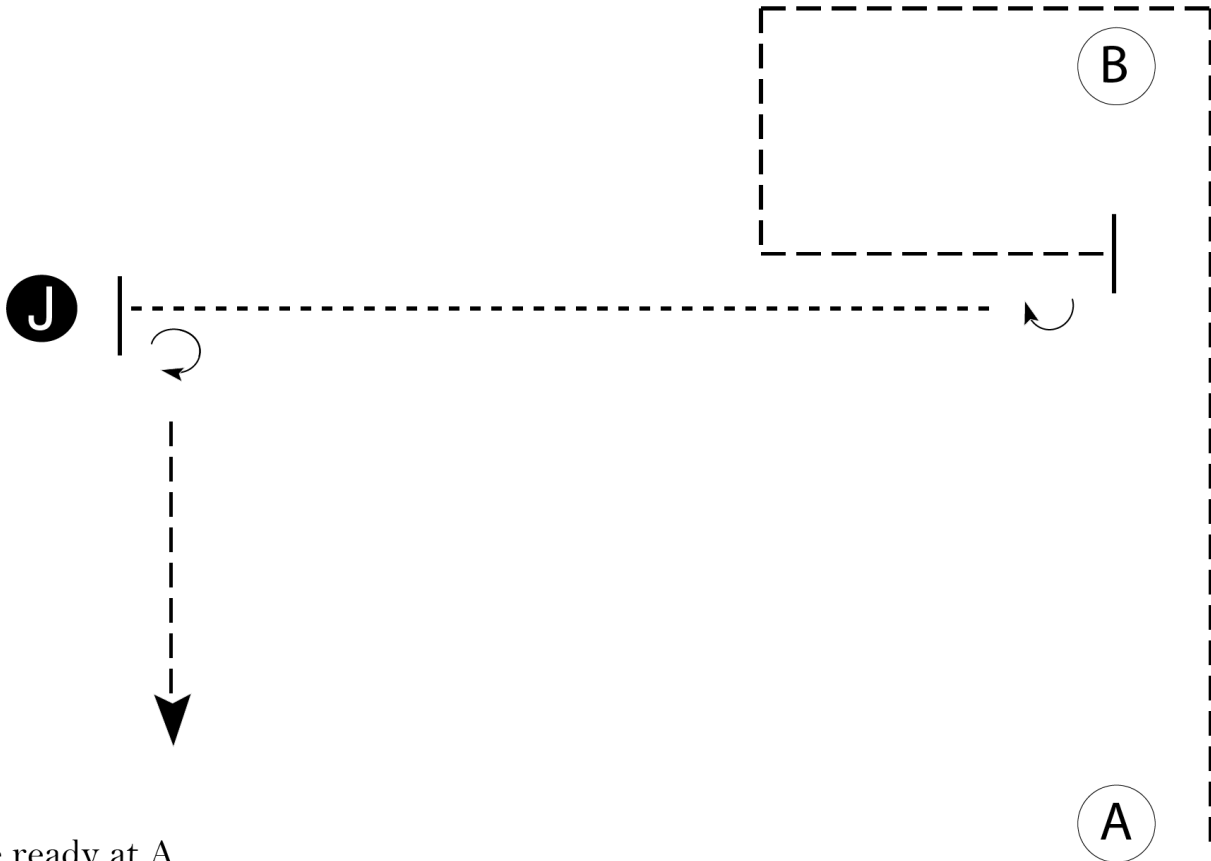


# 2023 NC State 4-H Horse Show

## Western Showmanship Junior (Class 56)

Show Date: 07-07-2023



1. Trot to B and trot a rectangle around B and stop even with B.
2. Perform a 180 degree turn.
3. Walk to the Judge and stop.
4. Set up for inspection.
5. When dismissed, perform a 270 degree turn and trot to exit.
6. Pattern is complete once you have trotted more than one horse length away from Judge.

*Exhibitors will perform their pattern to the green 4-H cones.*

Walk -----  
Trot -----  
Back ←  
Marker (B)  
Judge (J)

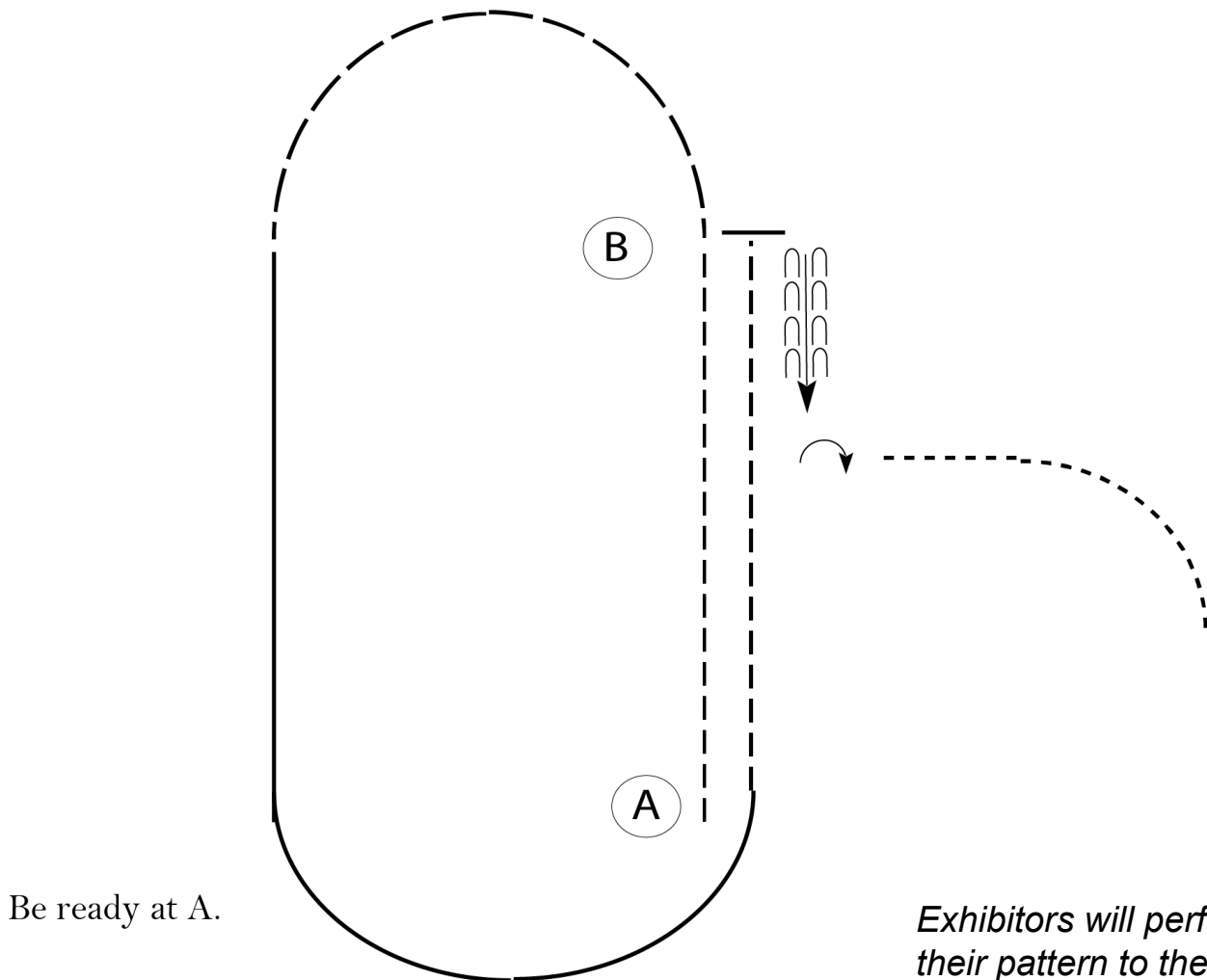
[S/1-98]

Pattern Provided by:  
*Show Management*

# 2023 NC State 4-H Horse Show

## Junior Western Horsemanship (Class 64)

Show Date: 07-07-2023



Be ready at A.

1. Jog from A to B.
2. Extend the jog in a half circle.
3. Lope on the left lead until even with A.
4. Jog to B.
5. Stop, back one horse length and perform a 90 degree turn to the right.
6. Pattern is complete. Exit at the walk.

*Exhibitors will perform their pattern to the green 4-H cones.*

Walk	-----
Jog	-----
Extended Jog	-----
Lope	-----
Lead Change	
Back	
Marker	(B)

[WH/1-109]

**Pattern Provided by:**  
*Show Management*

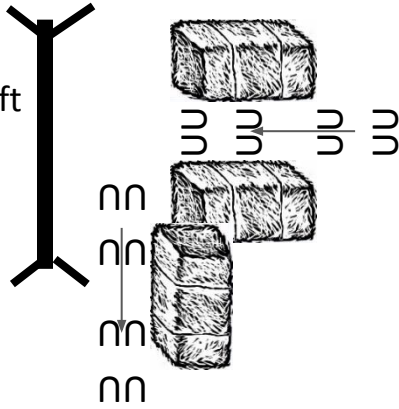
# 2023 NC State 4-H Horse Show

Class 68 Western Trail Senior

Class 69 Western Trail Junior

Show Date: July 7, 2023

9. Work rope gate (left hand).  
Pattern ends when gate is closed.



8. Break to a walk. Stop, turn 180 degrees left, and back through the straw bales.

3. Lope right lead.

7. Lope left lead.

4. Break to a walk.


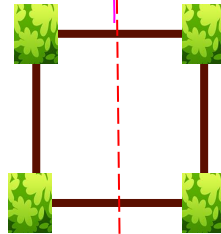
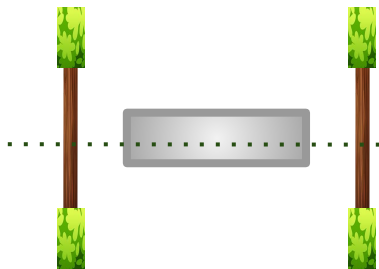


5. Walk over poles.  
Stop when the front feet are over the 3rd pole. Sidepass right.

6. Jog over poles as shown

2. Pick up jog and jog through box.

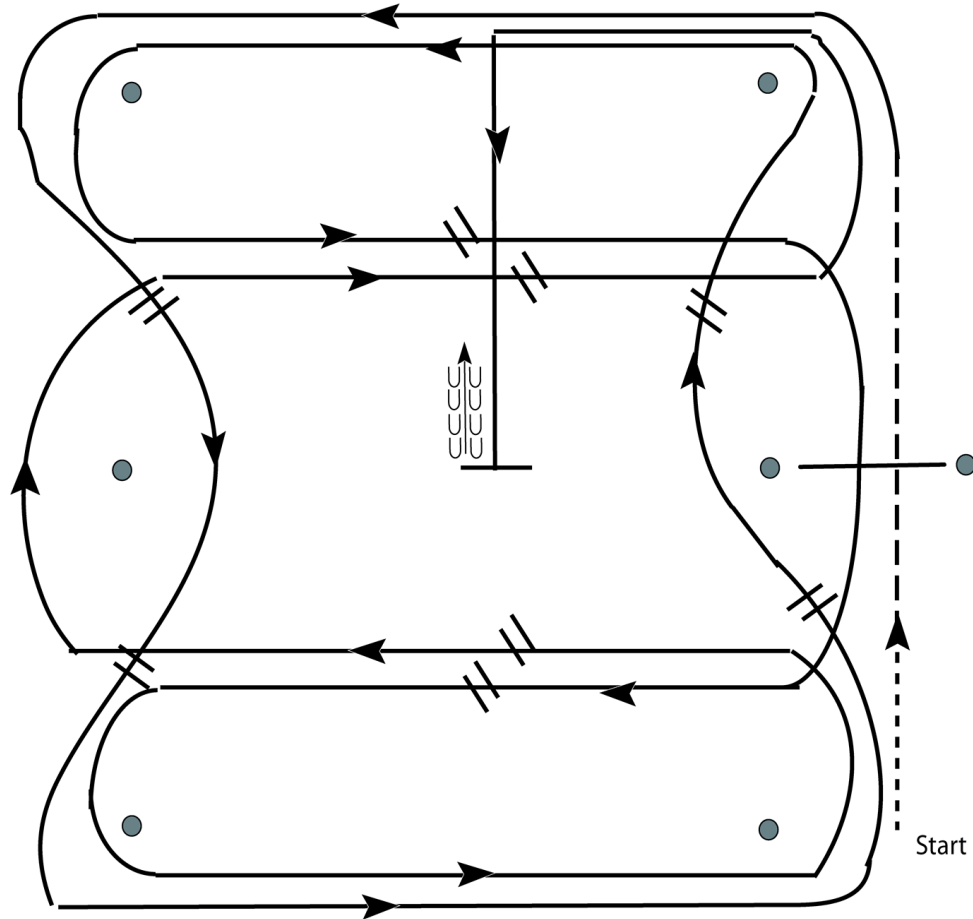
1. Walk over pole, bridge, and pole.



# 2023 NC State 4-H Horse Show

## Western Riding (Class 124)

Show Date: 07-08-2023



1. Walk, transition to jog, jog over log.
2. Transition to the lope, on the left lead.
3. First line change.
4. Second line change.
5. Third line change.
6. Fourth line change.
7. First crossing change.
8. Lope over the log.
9. Second crossing change.
10. Third crossing change.
11. Fourth crossing change.
12. Lope, stop and back.

[WR/OP-5]

**Pattern Provided by:**  
*Show Management*