

2023 NC State 4-H Horse Show

Class 115 Ranch Ground Handling Junior

Show Date: July 8, 2023

9. Halt. Back out of the bales. Move horse's hindquarters 90 degrees to the right. Exit at the walk. Pattern is complete.

8. Trot around brush, through bales, and to gate.

7. Set the horse up square. Step to the end of your lead while the horse remains stationary.

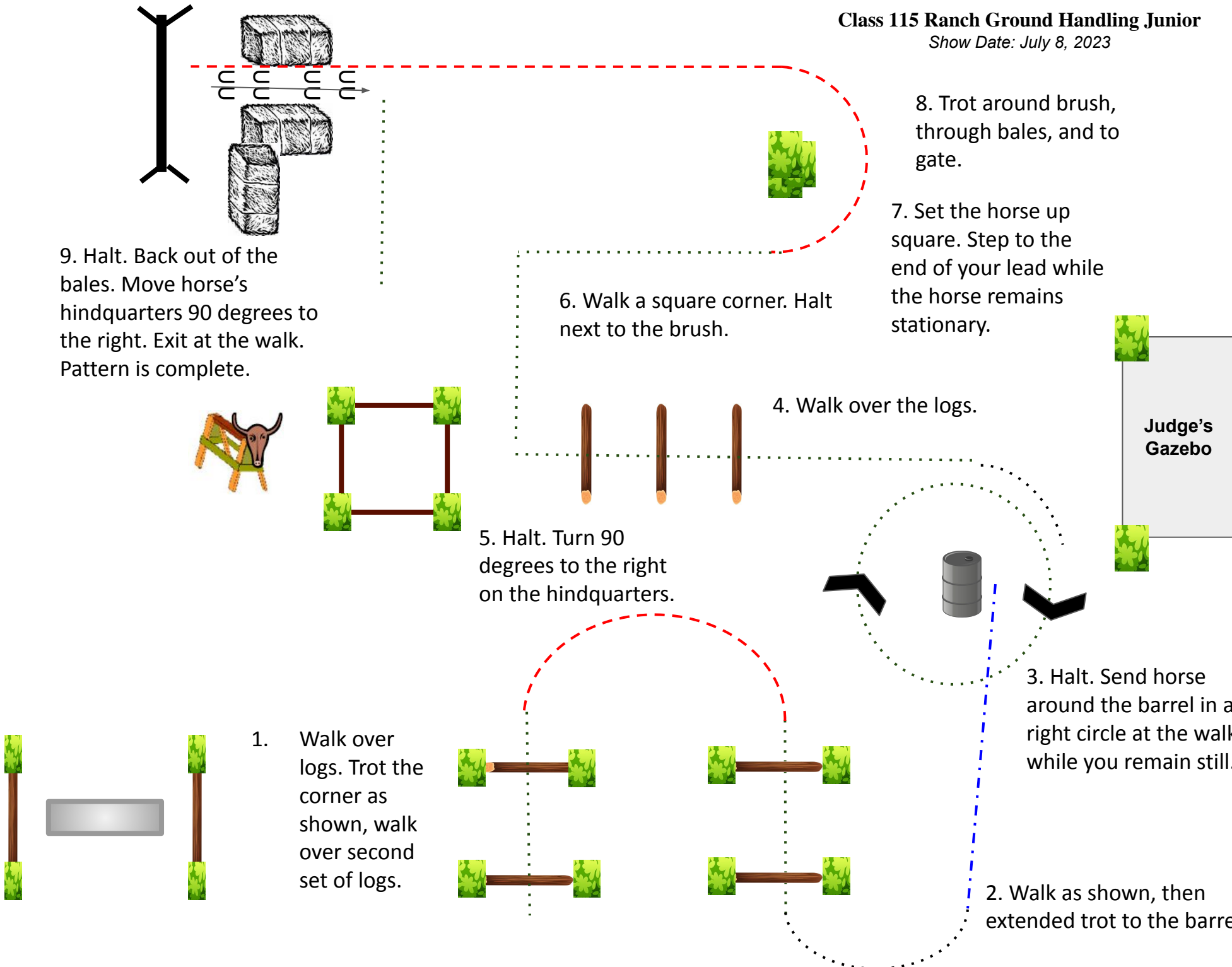
6. Walk a square corner. Halt next to the brush.

4. Walk over the logs.

5. Halt. Turn 90 degrees to the right on the hindquarters.

3. Halt. Send horse around the barrel in a right circle at the walk while you remain still.

2. Walk as shown, then extended trot to the barrel.

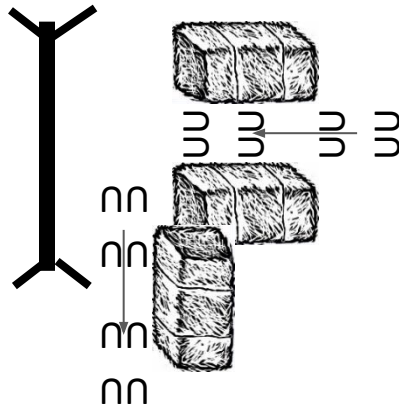


2023 NC State 4-H Horse Show

Class 117 Ranch Trail Junior

Show Date: July 8, 2023

10. Work gate (left hand).
Pattern ends when gate is closed.

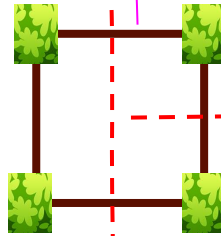


9. Break to a walk. Stop, turn 180 degrees left, and back through the straw bales.

6. Turn 90 degrees to the right, walk out of the box and lope right lead as shown.



5. Attempt to rope the steer from in box, drop rope by steer and away from your horse's legs.



7. Break to a trot and trot through box.

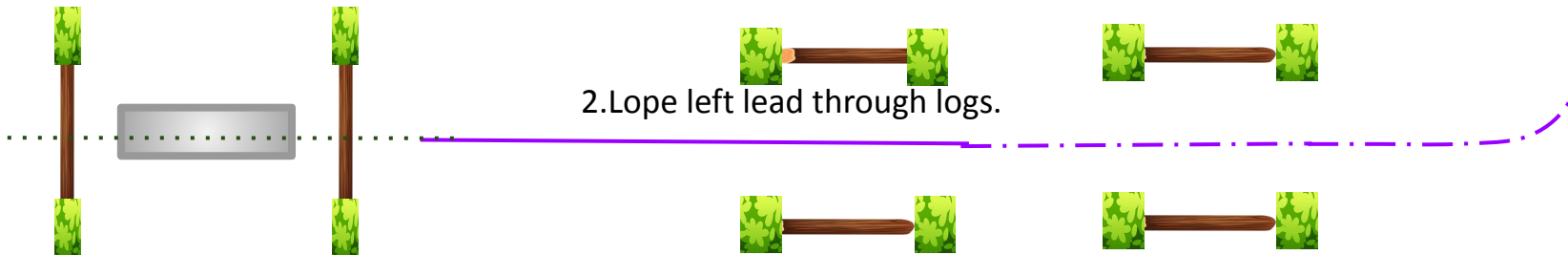
4. With rope in hand, trot over logs and into box and stop.

8. Pick up the extended trot.

3. Break to a walk. Stop at the barrel, pick up rope.

1. Walk over log, bridge, and log.

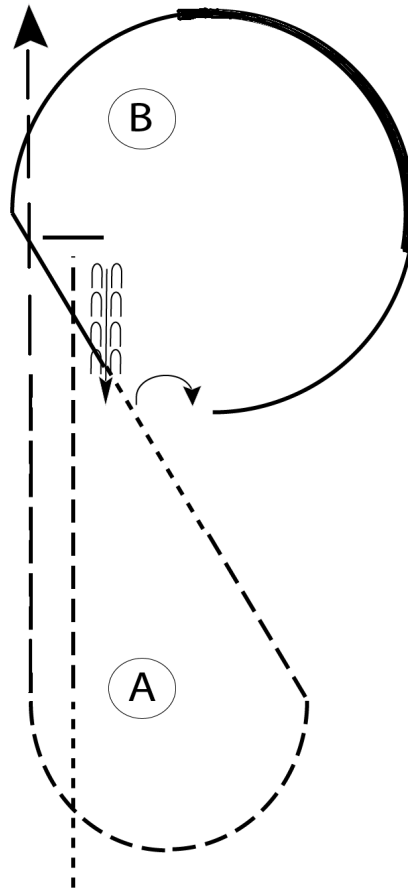
2. Lope left lead through logs.



2023 NC State 4-H Horse Show

Ranch Horsemanship (Junior) (Class 136)

Show Date: 07-09-2023



Be ready before A.

1. Walk to A.
2. Trot $\frac{2}{3}$ of the way to B.
3. Stop and back to center of pattern.
4. Turn $\frac{1}{4}$ turn right.
5. Lope on the left lead, extending the lope through the area shown.
Return to the lope around B and toward center of pattern.
6. Break to a walk through middle of pattern.
7. Trot around A and extended the trot as you pass A.
Pattern ends after you pass B.

Walk	-----
Trot	- - - - -
Extended Trot	- - - - -
Lope	=====
Extended Lope	=====
Lead Change	
Back	

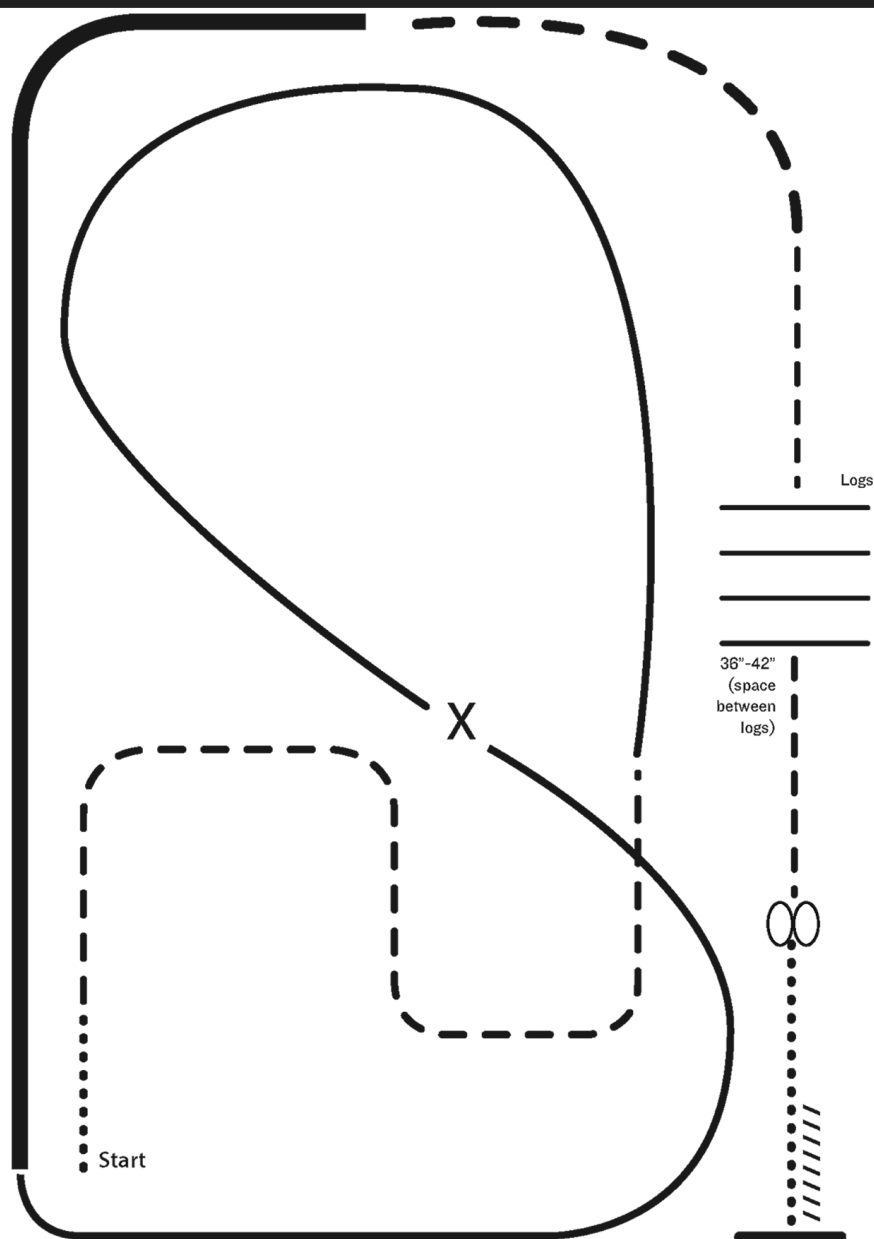
[WH/1-99]

Pattern Provided by:
Show Management

2023 NC State 4-H Horse Show

Ranch Riding JR & SR (Class 137, 138)

Show Date: 07-09-2023



- X Lead Change
- Walk
 - Trot
 - Ext trot
 - Lope
 - Ext Lope
 - //// Back

1. Walk
2. Trot serpentine
3. Lope left lead around the end of the arena and then diagonally across the arena
4. Change leads (simple or flying) and
5. Lope on the right lead around end of the arena
6. Extend lope on the straight away and around corner to the center of the arena
7. Extend trot around corner of the arena
8. Collect to a trot
9. Trot over logs
10. Stop, do 360 degree turn each direction (either direction 1st) (L-R or R-L)
11. Walk, stop and back

[RR/AQHA-3]

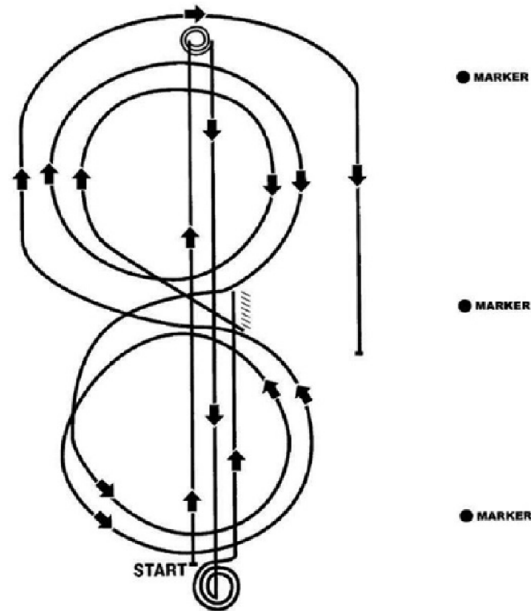
Pattern Provided by:
Show Management

2023 NC State 4-H Horse Show

Class 139 & 140 Ranch Reining Senior and Junior

Show Date: July 9, 2023

Ranch Reining Pattern 4



Mandatory Markers: The judge shall indicate with markers on arena fence the center of the pattern. Ride pattern as follows:

1. Run up center of arena past the end marker and come to a sliding stop
2. Complete 3 1/2 spins to the left
3. Run down to other end of arena, past the end marker and come to a sliding stop.
4. Complete 3 1/2 spins to the right
5. Run past the center marker and stop.
6. Back at least 10 feet in a straight line
7. Complete 1/4 turn to the left, hesitate. Begin on right lead. Complete two circles to the right, the first one small and slow, the second large and fast. Change to left lead
8. Complete one small and slow circle then one large and fast circle. Change to right lead.
9. Run around end of arena to the other side, past the center marker, at least 20 feet from the fence and come to a sliding stop
10. Hesitate to complete pattern

Pattern Provided by:
Show Management