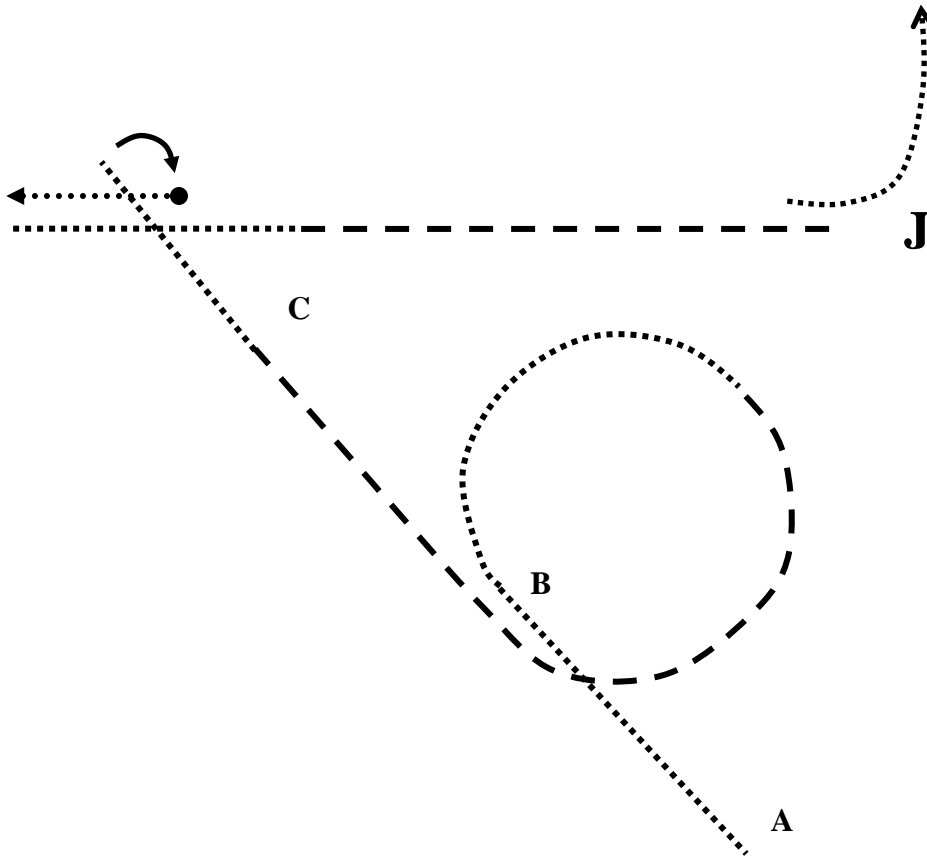


North Carolina State 4-H Horse Show

48. Little Britches Showmanship at Halter



Be ready and waiting at A

1. Walk to and around B
2. Trot around B to C
3. At C break to walk, walk past C, stop
4. Perform a 135-degree turn, or until facing the judge
5. Back a horse length
6. Walk forward until even with C
7. Trot to judge
8. Stop set up for inspection, when dismissed walk forward and to the left to exit

The pattern drawing is only a general description, exhibitors should utilize the arena space to best show their horses.

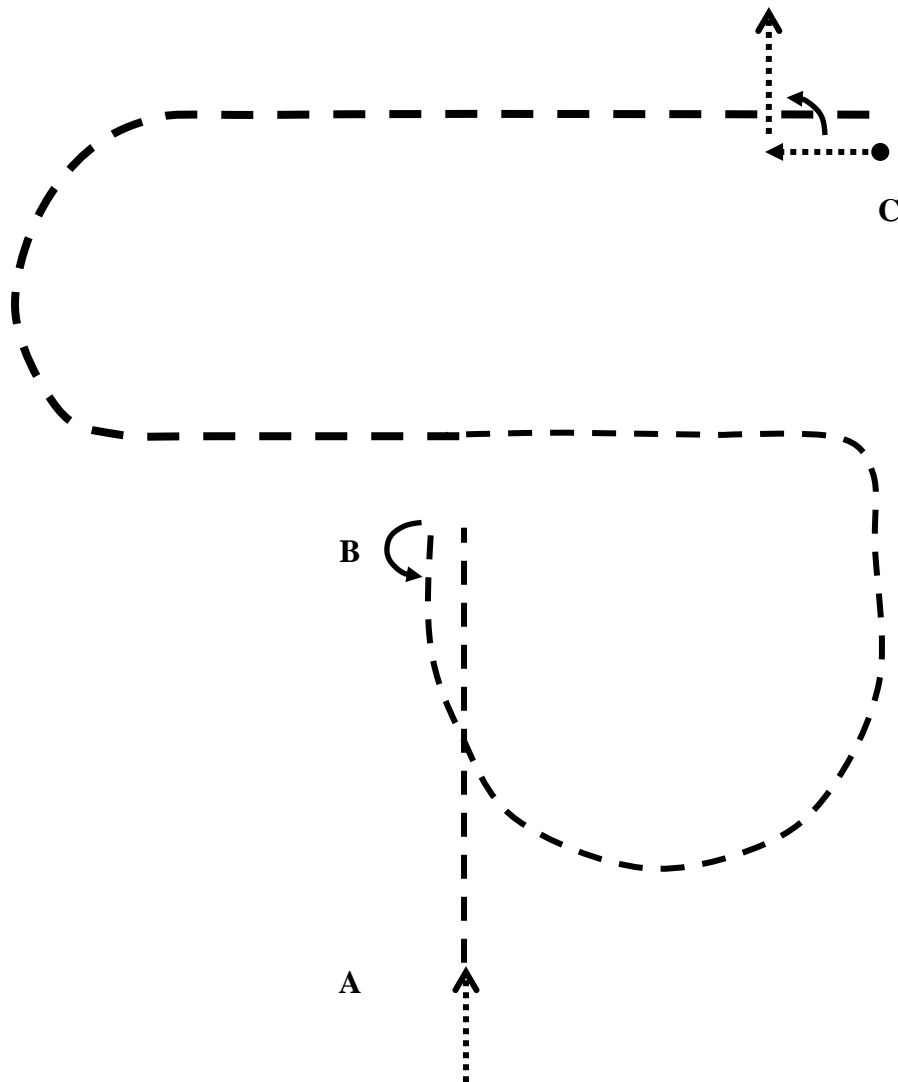
Walk
Trot	- - - - -
Back	●.....→
Judge	J

Exhibitors will perform their pattern to the green 4-H cones

HCH

North Carolina State 4-H Horse Show

51. Little Britches Western Horsemanship



Be ready and waiting 10ft from A.

1. Walk to A, jog to B
2. Halt and perform a 180-degree turn to the left
3. Jog a half circle, execute a corner to the left towards the center of the arena
4. At B extend the jog to C
5. At C halt, back a horse length
6. Turn 90-degrees to the left, walk to exit

The pattern drawing is only a general description, exhibitors should utilize the arena space to best show their horses.

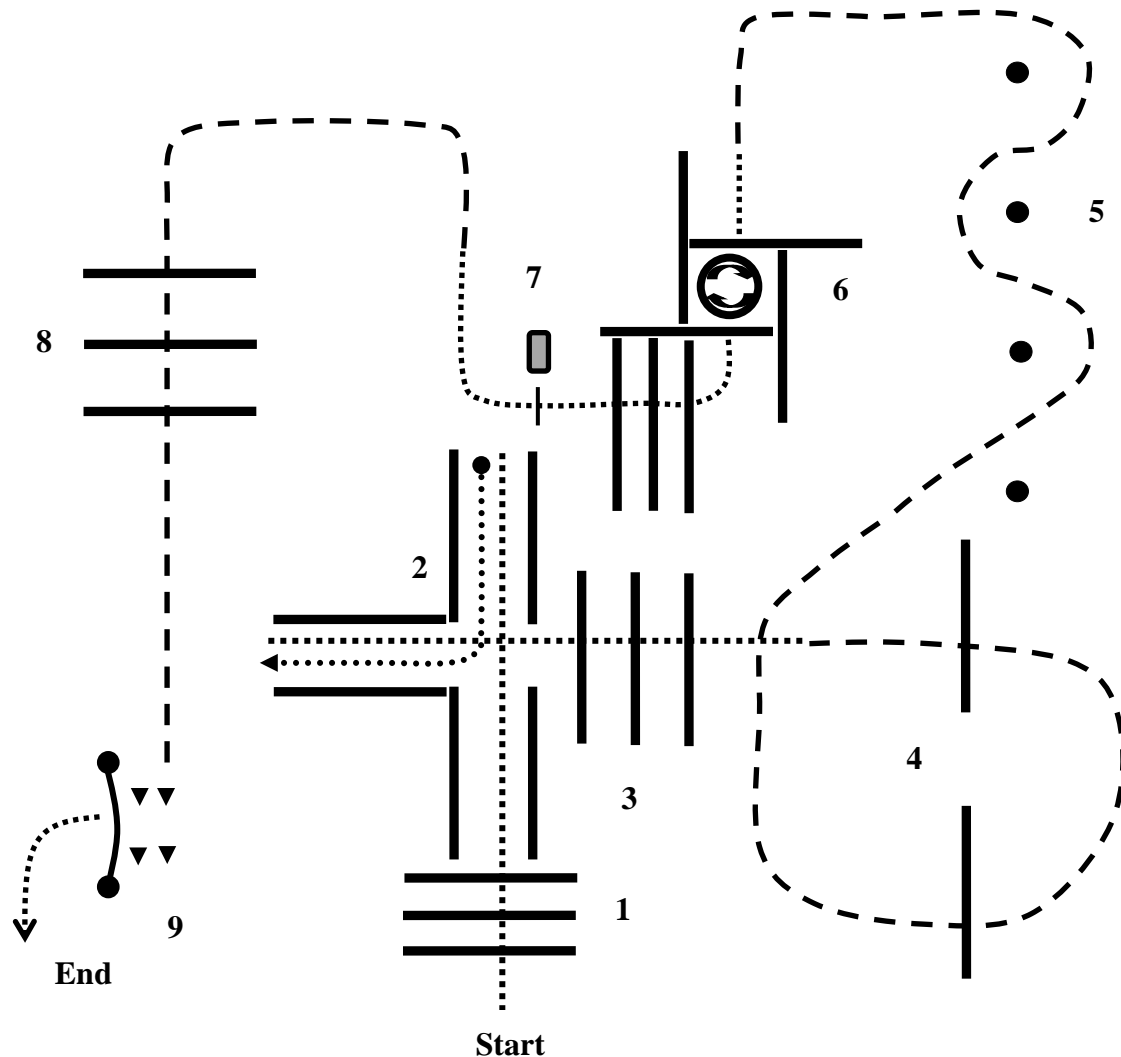
Walk
Jog	- - - - -
Lope	—————
Back	●.....▶
Lead Change	//

Exhibitors will perform their pattern to the green 4-H cones

HCH

North Carolina State 4-H Horse Show

61. Little Britches Trail



1. Walk over poles into chute
2. Back L
3. Walk over poles
4. Jog over poles
5. Weave through cones at the jog
6. Break to walk, walk into box, turn 360-degrees in either direction
7. Walk over poles, stop and open mailbox, show mail to judge and return it to mailbox
8. Jog over poles and continue to gate
9. Work right-handed gate by picking up rope, backing to second standard, place rope on second standard, do not close, walk through to exit

Walk
Jog	- - - - -
Lope	—————
Back	●.....▶
Side Pass	

HCH