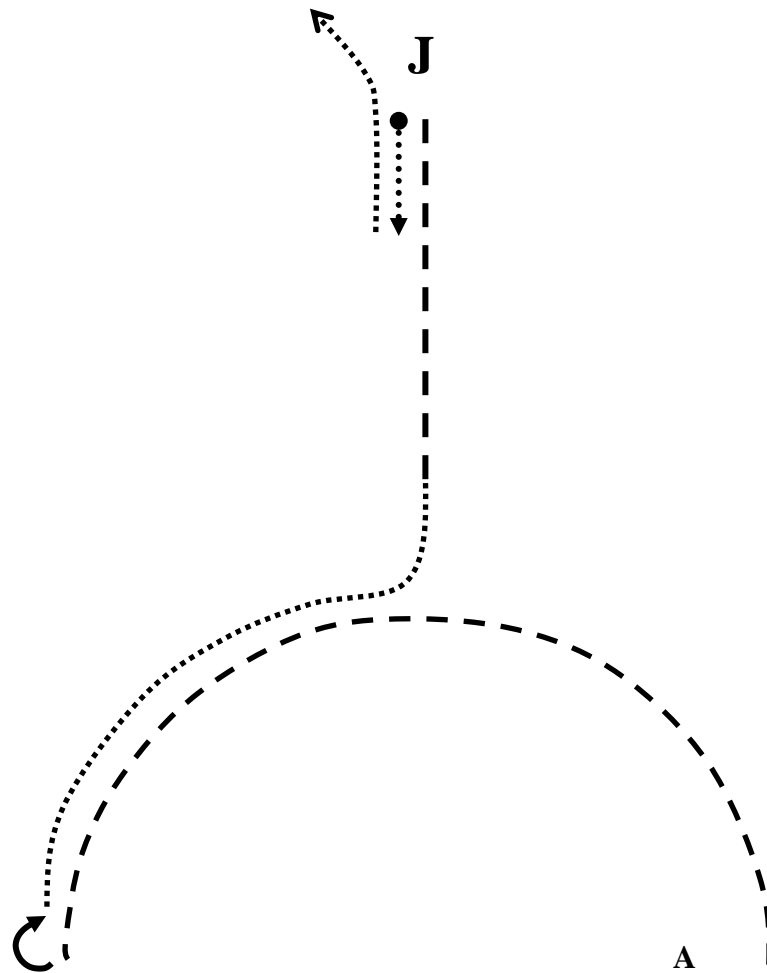


North Carolina State 4-H Horse Show

32. Western Showmanship at Halter (Junior)



Be ready and waiting at A.

1. Trot half circle until back in line with A, stop
2. Perform a 180-degree turn
3. Walk until back in line with judge
4. Trot to judge
5. Stop and set up for inspection
6. When dismissed back a horse length, walk forward and to the left to exit.

The pattern drawing is only a general description, exhibitors should utilize the arena space to best show their horses.

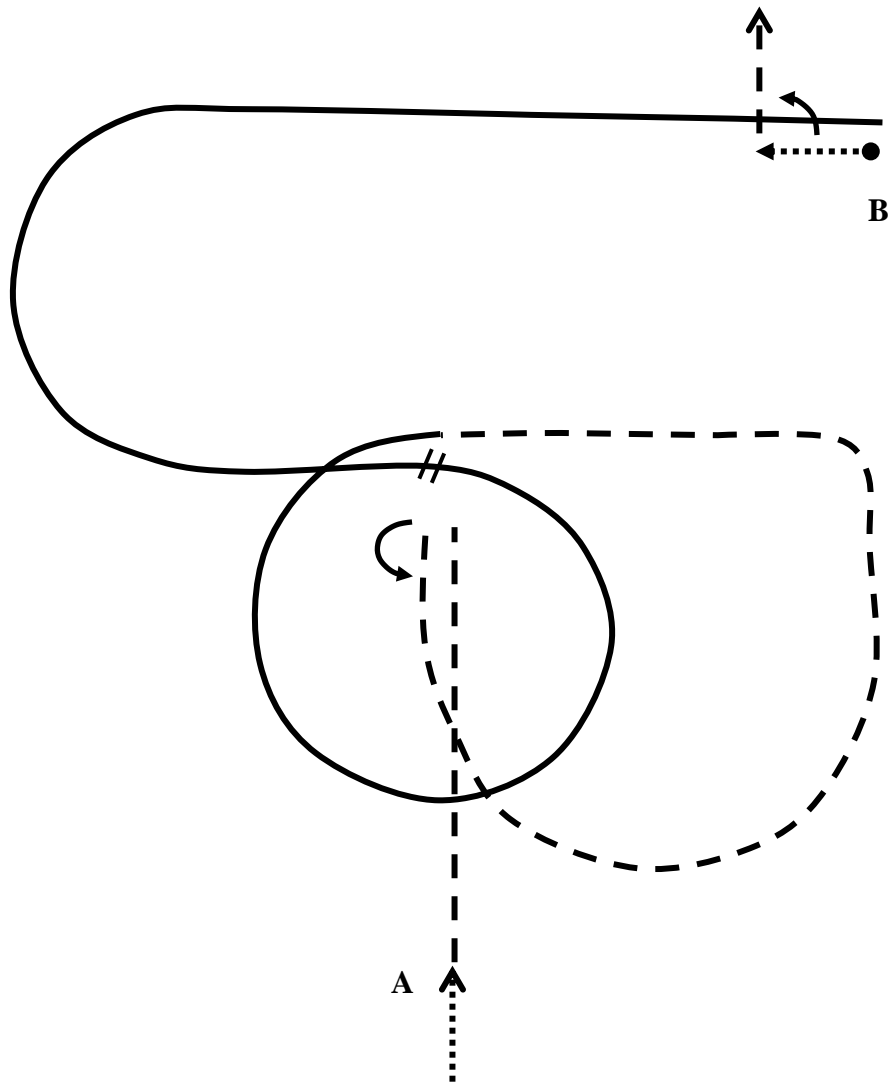
Walk
Trot	- - - - -
Back	●.....➔
Judge	J

Exhibitors will perform their pattern to the green 4-H cones

HCH

North Carolina State 4-H Horse Show

56. Western Horsemanship (Junior)



Be ready and waiting 10ft from A.

1. Walk to A, jog forward to center
2. Halt and perform a 180-degree turn to the left
3. Jog a half circle, execute a corner to the left towards the center of the arena
4. Lope circle on the left lead
5. Change leads, simple or flying
6. Lope right lead to B
7. At B halt, back a horse length
8. Turn 90-degrees to the left, jog to exit

The pattern drawing is only a general description, exhibitors should utilize the arena space to best show their horses.

Walk
Jog	- - - - -
Lope	—————
Back	●.....▶
Lead Change	//

Exhibitors will perform their pattern to the green 4-H cones

HCH

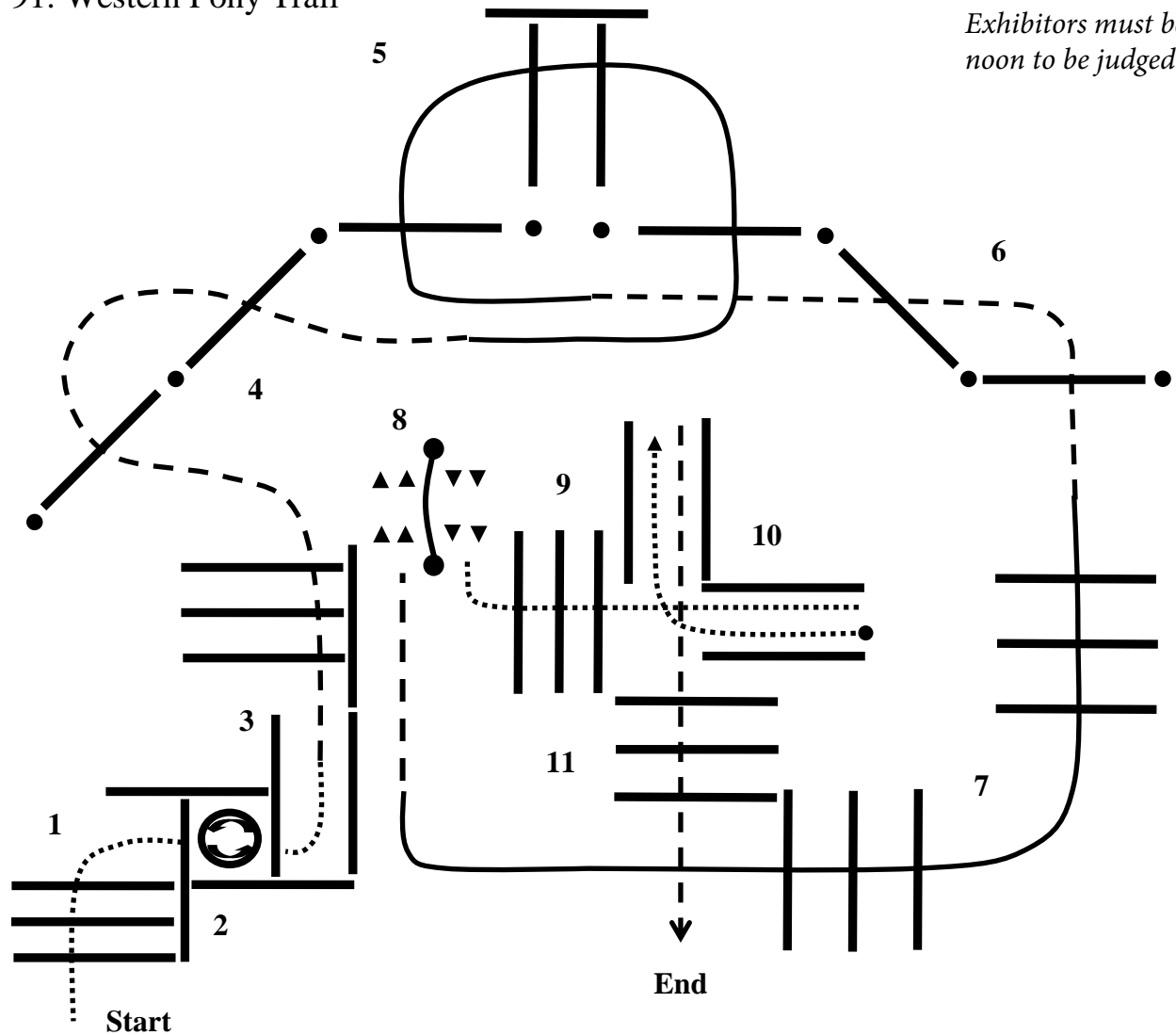
North Carolina State 4-H Horse Show

- 89. Western Trail (Senior)
- 90. Western Trail (Junior)
- 91. Western Pony Trail

Please note this schedule change:

Class 89-91 will be open from 9:00-12:00

Exhibitors must be in line by noon to be judged.



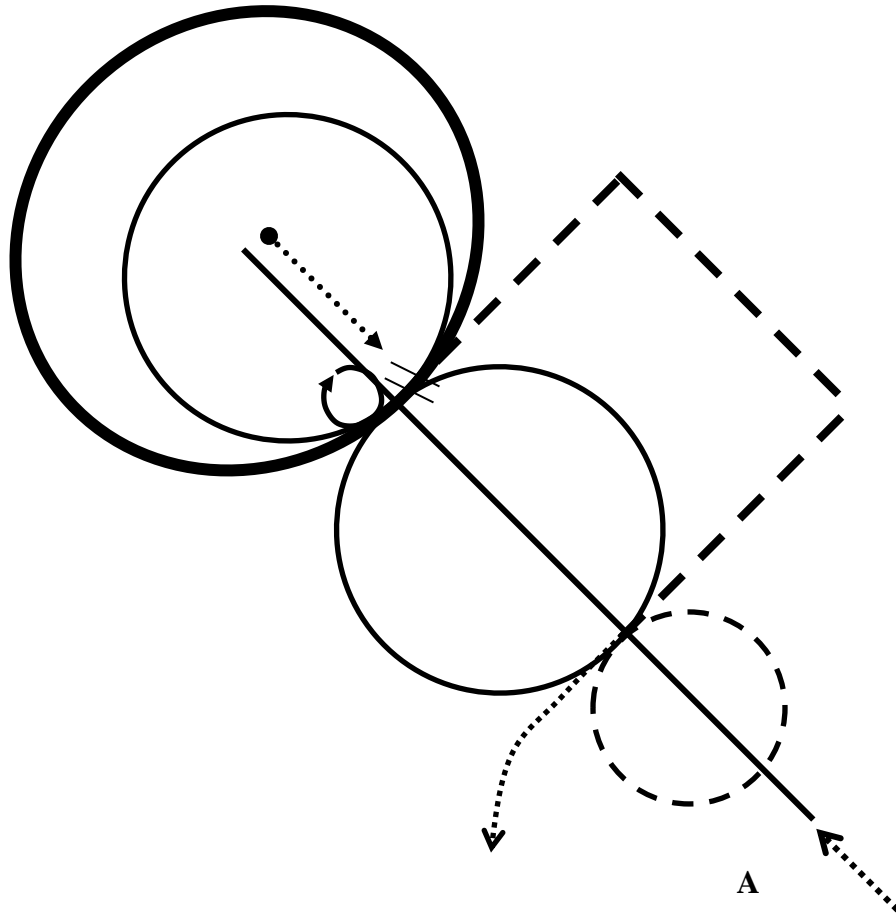
1. Walk over poles and into box
2. Turn 360-degrees in either direction
3. Walk forward and to the left, jog over poles
4. Jog over poles, weaving through cones
5. Lope left lead over poles
6. Jog over poles
7. Lope right lead over poles
8. Break to jog, jog to gate, stop, work right-handed gate
9. Walk over poles and into chute
10. Back L
11. Jog over poles to exit

Walk
 Jog - - - - -
 Lope _____
 Back ●.....▶
 Side Pass |||||

HCH

North Carolina State 4-H Horse Show

116. Western Horsemanship Medal Class



Be ready and waiting 10ft from A

1. Walk to A, lope left lead across arena, stop
2. Back two horse lengths
3. Perform a 450-degree ($1\frac{1}{4}$) turn to the right
4. Lope a circle on the right lead
5. Change leads, simple or flying
6. Lope two circles on the left lead, the first large and fast, the second small and slow
7. Break to extended jog, continue through two square corners
8. Collect to a jog, jog a small circle to the left, break to walk to exit

The pattern drawing is only a general description, exhibitors should utilize the arena space to best show their horses.

Walk
Jog	- - - - -
Lope	—————
Back	●.....→
Lead Change	//

Exhibitors will perform their pattern to the green 4-H cones

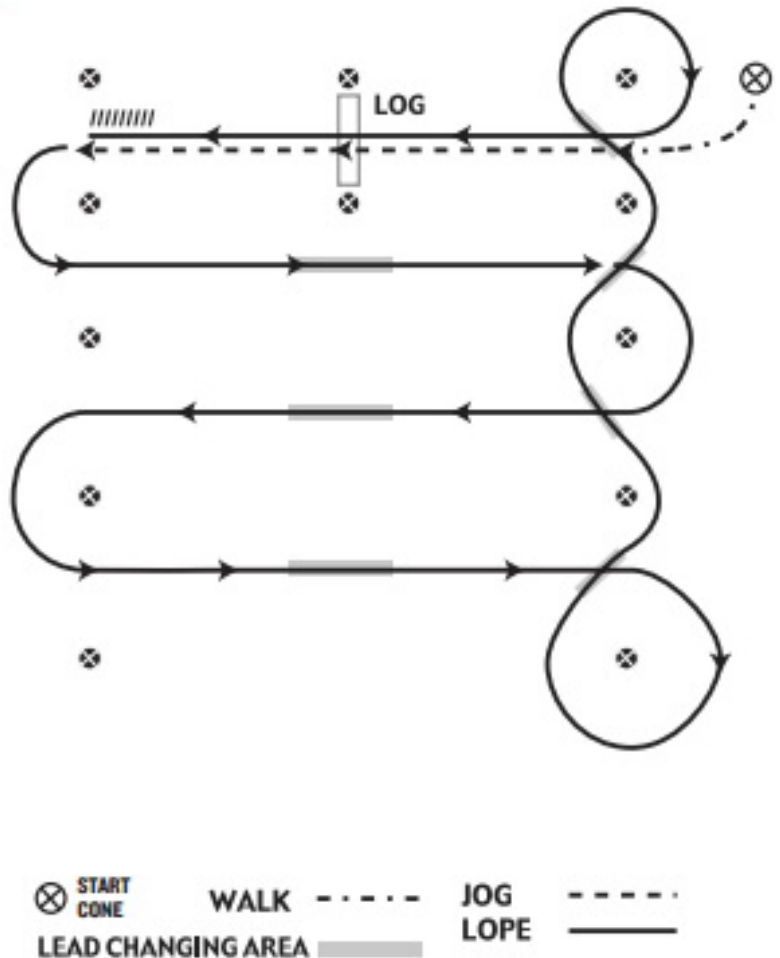
HCH

North Carolina State 4-H Horse Show

130. Western Riding

AQHA Pattern #2

1. Walk, transition to jog, jog over log
2. Transition to the lope, on the left lead
3. First crossing change
4. Second crossing change
5. Third crossing change
6. Circle & first line change
7. Second line change
8. Third line change
9. Fourth line change & circle
10. Lope over log
11. Lope, stop & back



Please note:

Riders will be disqualified (resulting in a 0 score) if they perform four or more simple lead changes and/or failures to change leads