

# PourThru Sampling Form

|  |                |                 |               |           |           |                 |
|--|----------------|-----------------|---------------|-----------|-----------|-----------------|
| <b>Crop:</b> _____<br><br><b>Date:</b> _____<br><br><b>Location:</b> _____ | <b>Samples</b> | <b>ml added</b> | <b>ml out</b> | <b>pH</b> | <b>EC</b> | <b>Comments</b> |
|  | 1              |                 |               |           |           |                 |
|  | 2              |                 |               |           |           |                 |
|  | 3              |                 |               |           |           |                 |
|  | 4              |                 |               |           |           |                 |
|  | 5              |                 |               |           |           |                 |
|  | <b>Average</b> |                 |               |           |           |                 |

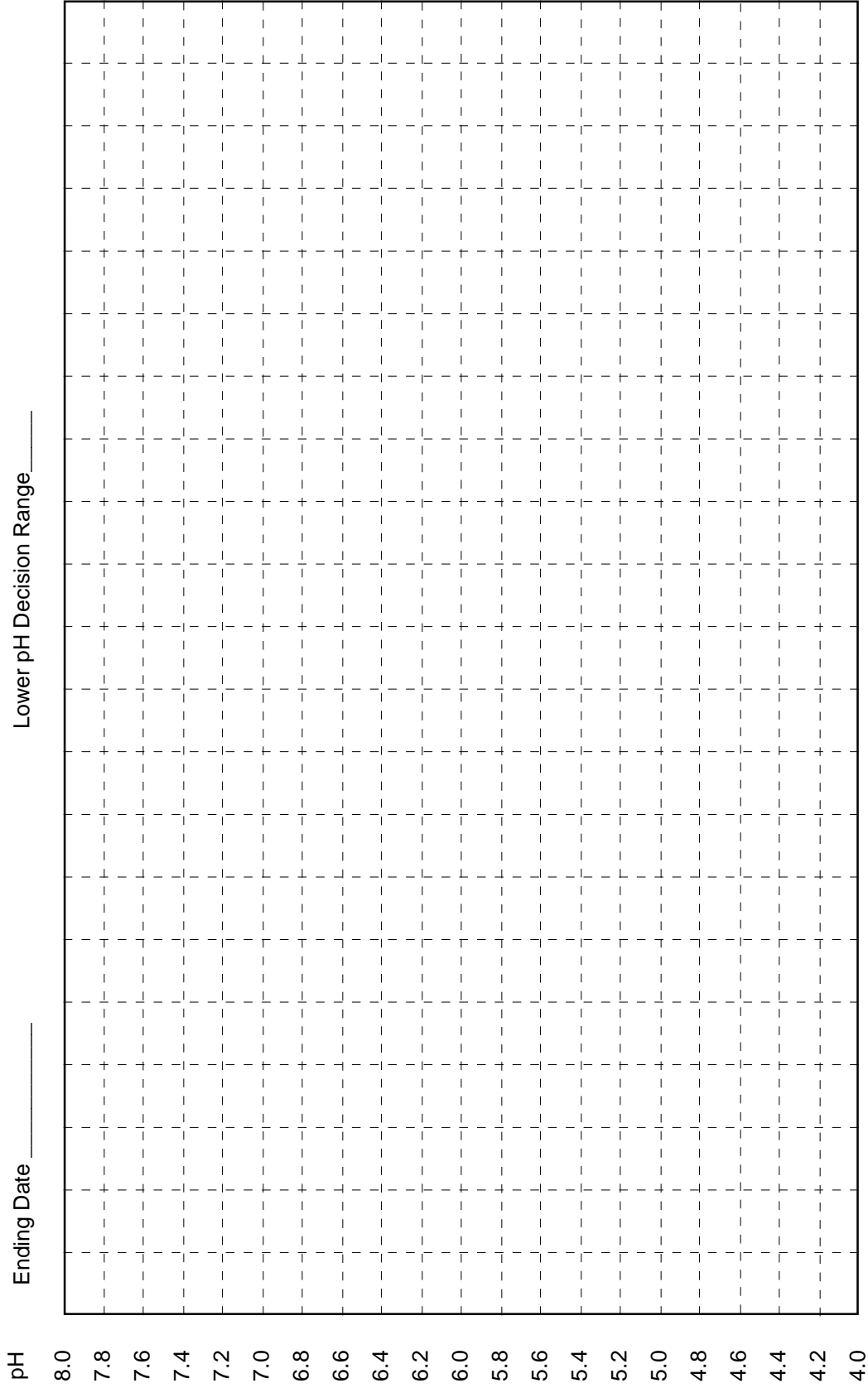
|  |                |                 |               |           |           |                 |
|--|----------------|-----------------|---------------|-----------|-----------|-----------------|
| <b>Crop:</b> _____<br><br><b>Date:</b> _____<br><br><b>Location:</b> _____ | <b>Samples</b> | <b>ml added</b> | <b>ml out</b> | <b>pH</b> | <b>EC</b> | <b>Comments</b> |
|  | 1              |                 |               |           |           |                 |
|  | 2              |                 |               |           |           |                 |
|  | 3              |                 |               |           |           |                 |
|  | 4              |                 |               |           |           |                 |
|  | 5              |                 |               |           |           |                 |
|  | <b>Average</b> |                 |               |           |           |                 |

|  |                |                 |               |           |           |                 |
|--|----------------|-----------------|---------------|-----------|-----------|-----------------|
| <b>Crop:</b> _____<br><br><b>Date:</b> _____<br><br><b>Location:</b> _____ | <b>Samples</b> | <b>ml added</b> | <b>ml out</b> | <b>pH</b> | <b>EC</b> | <b>Comments</b> |
|  | 1              |                 |               |           |           |                 |
|  | 2              |                 |               |           |           |                 |
|  | 3              |                 |               |           |           |                 |
|  | 4              |                 |               |           |           |                 |
|  | 5              |                 |               |           |           |                 |
|  | <b>Average</b> |                 |               |           |           |                 |

Crop \_\_\_\_\_ Target pH Range \_\_\_\_\_

Starting Date (week 0) \_\_\_\_\_ Upper pH Decision Range \_\_\_\_\_

Ending Date \_\_\_\_\_ Lower pH Decision Range \_\_\_\_\_



0 1 2 3 4 5 6 7 8 9 10 11 12 13 14 15 16 17 18 19 20 21

Week

Crop \_\_\_\_\_

Target pH Range \_\_\_\_\_


Starting Date (week 0) \_\_\_\_\_

Upper pH Decision Range \_\_\_\_\_

Ending Date \_\_\_\_\_

Lower pH Decision Range \_\_\_\_\_

pH 8.0  
7.8  
7.6  
7.4  
7.2  
7.0  
6.8  
6.6  
6.4  
6.2  
6.0  
5.8  
5.6  
5.4  
5.2  
5.0  
4.8  
4.6  
4.4  
4.2  
4.0

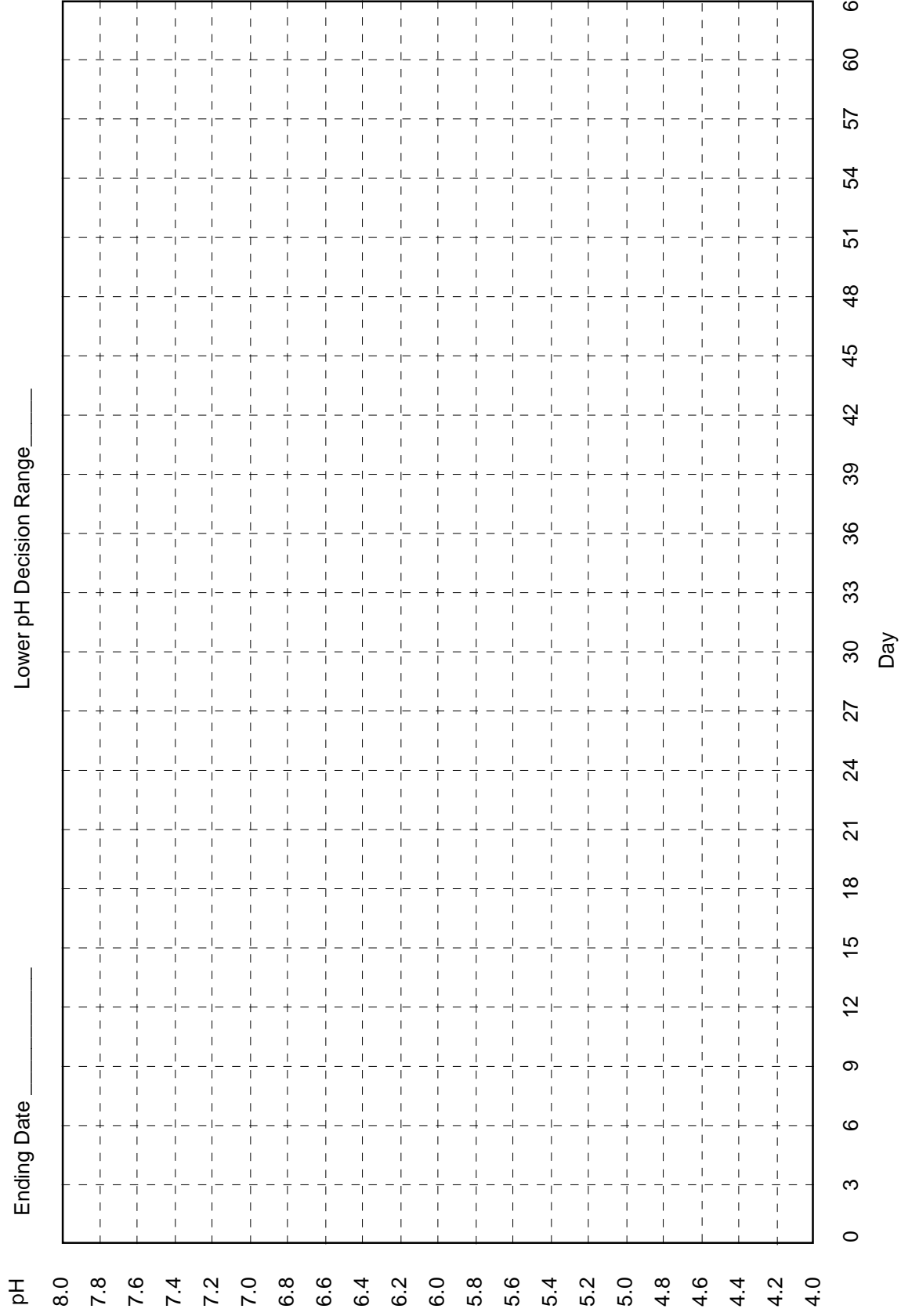


Week

Crop \_\_\_\_\_ Target pH Range \_\_\_\_\_

Starting Date (week 0) \_\_\_\_\_ Upper pH Decision Range \_\_\_\_\_

Ending Date \_\_\_\_\_ Lower pH Decision Range \_\_\_\_\_



Crop \_\_\_\_\_

Target EC Range \_\_\_\_\_

Starting Date (week 0) \_\_\_\_\_

Upper EC Decision Range \_\_\_\_\_


PourThru

Ending Date \_\_\_\_\_

Lower EC Decision Range \_\_\_\_\_

EC  
(mS/cm)

- 6.50
- 6.25
- 6.00
- 5.75
- 5.50
- 5.25
- 5.00
- 4.75
- 4.50
- 4.25
- 4.00
- 3.75
- 3.50
- 3.25
- 3.00
- 2.75
- 2.50
- 2.25
- 2.00
- 1.75
- 1.50



0 1 2 3 4 5 6 7 8 9 10 11 12 13 14 15 16 17 18 19 20 21

Week



Crop \_\_\_\_\_

Target EC Range \_\_\_\_\_

Plugs

Starting Date (week 0) \_\_\_\_\_

Upper EC Decision Range \_\_\_\_\_

SME &


Ending Date \_\_\_\_\_

Lower EC Decision Range \_\_\_\_\_

Pour Thru

EC  
(mS/cm)

4.00  
3.80  
3.60  
3.40  
3.20  
3.00  
2.80  
2.60  
2.40  
2.20  
2.00  
1.80  
1.60  
1.40  
1.20  
1.00  
0.80  
0.60  
0.40  
0.20  
0.00



0 3 6 9 12 15 18 21 24 27 30 33 36 39 42 45 48 51 54 57 60 63

Day

Crop \_\_\_\_\_

Target EC Range \_\_\_\_\_

**SME**

Starting Date (week 0) \_\_\_\_\_


Upper EC Decision Range \_\_\_\_\_

Ending Date \_\_\_\_\_

Lower EC Decision Range \_\_\_\_\_

EC  
(mS/cm)

|      |
|------|
| 5.00 |
| 4.75 |
| 4.50 |
| 4.25 |
| 4.00 |
| 3.75 |
| 3.50 |
| 3.25 |
| 3.00 |
| 2.75 |
| 2.50 |
| 2.25 |
| 2.00 |
| 1.75 |
| 1.50 |
| 1.25 |
| 1.00 |
| 0.75 |
| 0.50 |
| 0.25 |
| 0.00 |



0 1 2 3 4 5 6 7 8 9 10 11 12 13 14 15 16 17 18 19 20 21

Week

Crop \_\_\_\_\_

Target EC Range \_\_\_\_\_

Starting Date (week 0) \_\_\_\_\_


Upper EC Decision Range \_\_\_\_\_

Ending Date \_\_\_\_\_

Lower EC Decision Range \_\_\_\_\_

# SME

EC (mS/cm)  
5.00  
4.75  
4.50  
4.25  
4.00  
3.75  
3.50  
3.25  
3.00  
2.75  
2.50  
2.25  
2.00  
1.75  
1.50  
1.25  
1.00  
0.75  
0.50  
0.25  
0.00



0 1 2 3 4 5 6 7 8 9 10

Week