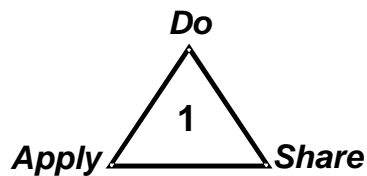


Section 1: My 4-H Project Plan (9 thru 10 Year Olds)



Names of Projects
(you may add lines for more projects)

Name **Date of Birth** **Age**
(as of January 1, 2006)

Address

County **Extension District**

**Name of 4-H Club, After-School
Program, or Group**

Years Enrolled in 4-H

Name of Parent(s) or Guardian(s)

Date Plan Started **Date Plan Completed**

I have reviewed this plan and agree to support its completion:

(Parent or Helper)

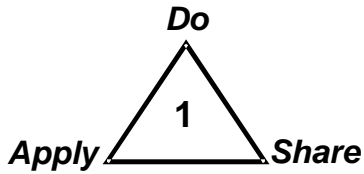
(4-H Leader)

Welcome to the wonderful world of 4-H. We are excited that you've joined the world's largest educational youth program. As a 4-H member, you get the opportunity to create your own plan. In this plan, you'll record everything you'd like to do in 4-H during the year. Then you'll begin to do the things you planned. You'll be learning new skills, doing new activities, and sharing what you've learned and done. You'll even apply what you learn in one project to another project or to some school activity.

This planning form has been prepared especially for you, the 9 or 10 year-old 4-H'er. To make sure you have the correct form, please find out when your county projects are submitted for county competition. If you are 9 or 10 on January 1 of the same year you are submitting the project for competition, you are using the correct form. If you aren't sure, ask your helper for guidance.

Please ask a helper to assist you in making your own plan for this year. This helper might be a parent or guardian, an older friend, your 4-H leader, or another 4-H'er. You and your helper can select 4-H subjects about which you'd like to learn this year. List those subjects in the blank spaces above labeled "Names of Projects."

4-H is fun! Have a great time as a 4-H member.



Planning My 4-H Year



What would you like to do in 4-H this year? You might want to go fishing with your club or learn how to launch rockets. Perhaps, you'd like to clean up your neighborhood or learn to make pizza. The possibilities are endless.

This page is designed for you to record what you want to do and learn this year. The things you plan to learn and do are called "goals." Goals can be completed alone or with your friends. To begin, list the things you'd like to learn or do. List things like participating in specific projects, going to 4-H camp, modeling in a fashion show, serving as a 4-H helper for your leader, and serving as an officer. You will want to include goals for each project you are planning to do.

You also might think of new goals during the year. If you do, just add them to your plan along with the month you think you'll do them.

MY 4-H PLAN

What things do you want to learn or do?

Examples:

Go to 4-H Camp

Be in a health skit

Make a lamp

Enter a rodeo

Make and shoot a rocket

Month to do them

July

May

March

When it's scheduled

Spring

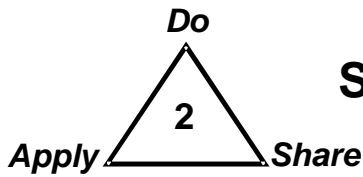
Record your plans below:

Reminder: You may add additional pages and you may add to the plan during the year as you think of other things you want to do. Attach a copy of this 4-H Project Plan and your Story to each Project Record.

Published by

North Carolina Cooperative Extension Service

Distributed in furtherance of the Acts of Congress of May 8 and June 30, 1914. Employment and program opportunities are offered to all people regardless of race, color, national origin, sex, age, or disability. North Carolina State University, North Carolina A&T State University, U.S. Department of Agriculture, and local governments cooperating.



Section 2: My 4-H Project Record (9 thru 10 Year Olds)



My Name

My 4-H Club Name

A separate Project Record should be completed for each project you did this year. List the specific things you learned and did in this project during the past year. List new knowledge you gained. Be sure to include the things you learned how to do. Use numbers to show how much you did, how many items you made, how much money you earned or saved, etc.

Note: This page should be completed for each project you have done this year. If a project record is included in your project book, complete the record and attach it to this sheet.

1. Things I Learned and Did in This Project

Date(s) When I Learned/Did

Example:

May 15

How to write safety skit

May 15

Went to 4-h Camp at Swannanoa—used safety rules

July 4-8

Rode my bicycle in rodeos

Learn bicycle safety rules

March 10, May 1, Nov. 8

Learn proper bicycle hand signals

Feb. 16; Mar. 4 & 19, Apr. 7

2. What was your favorite part of this project?

(You may add additional pages. Please turn the page to record more 4-H successes in this project)

Published by
North Carolina Cooperative Extension Service

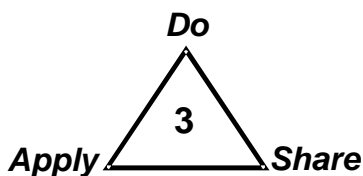
Distributed in furtherance of the Acts of Congress of May 8 and June 30, 1914. Employment and program opportunities are offered to all people regardless of race, color, national origin, sex, age, or disability. North Carolina State University, North Carolina A&T State University, U.S. Department of Agriculture, and local governments cooperating.

**3. Which goals from your planning sheet did you accomplish this year?
List only those goals that relate to this project.**

4. Did you "show or tell" any other people what you did in your project this year? If so, how? (family, "show and tell" at school, church, community, neighbors, friends, etc.)

5. Did other people help you with your project? If yes, how did they help?

(You may add additional pages)



My Personal Touch: Creating a Mini-Scrapbook

Use your creativity in this section to tell special things about your project in Section 2. You might include pictures, news clippings, drawings, collages, poems, or anything else you have collected or done in 4-H this project. (You may add up to six pages in this section. Note that each side of a page counts as one page)

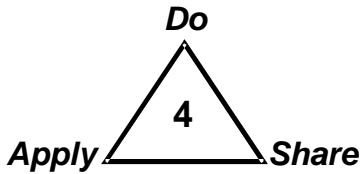
Reminder: You may use additional pages for questions 4 and 5. Be sure that you follow the page guidelines for the Personal Touch Section. Attach a copy of your Personal Touch items to the 4-H Project Plan, My 4-H Story, and Project Record.

Published by

North Carolina Cooperative Extension Service

Distributed in furtherance of the Acts of Congress of May 8 and June 30, 1914. Employment and program opportunities are offered to all people regardless of race, color, national origin, sex, age, or disability. North Carolina State University, North Carolina A&T State University, U.S. Department of Agriculture, and local governments cooperating.

My Name



Section 4: My 4-H Story

(9 thru 10 Year Olds)



Please write a story about yourself, your family, and your friends. Include what you did in 4-H this year. Be sure to write at least one paragraph on each project you completed. What did you enjoy most? What did you learn about? What special events did you attend?

Include sections that help the reader understand your contributions to activities and to other people in your group. If you were involved in community service or citizenship, be sure to explain what you did.

Let your creativity help you tell your 4-H story in a unique way. Please pay attention to your spelling and grammar.

Remember: Attach a copy of this 4-H Story along with your 4-H Project Plan and 4-H Activities to each Project Record.

Published by
North Carolina Cooperative Extension Service

Distributed in furtherance of the Acts of Congress of May 8 and June 30, 1914. Employment and program opportunities are offered to all people regardless of race, color, national origin, sex, age, or disability. North Carolina State University, North Carolina A&T State University, U.S. Department of Agriculture, and local governments cooperating.